



Government of Malawi

THE MALAWI GROWTH AND DEVELOPMENT STRATEGY (MGDS) III (2017 - 2022)

Building a Productive, Competitive and Resilient Nation





Government of Malawi

THE MALAWI GROWTH AND DEVELOPMENT STRATEGY (MGDS) III (2017 - 2022)

Building a Productive, Competitive and Resilient Nation

November, 2017

NATIONAL ANTHEM



O God bless our land of Malawi,
Keep it a land of peace.
Put down each and every enemy,
Hunger, disease, envy.
Join together all our hearts as one,
That we be free from fear.
Bless our leader, each and every one,
And Mother Malawi.

Our own Malawi, this land so fair,
Fertile and brave and free.
With its lakes, refreshing mountain air,
How greatly blest are we.
Hills and valleys, soil so rich and rare,
Give us a bounty free.
Wood and forest, plains so broad and fair,
All-beauteous Malawi.

Freedom ever, let us all unite
To build up Malawi.
With our love, our zeal and loyalty,
Bringing our best to her.
In time of war, or in time of peace,
One purpose and one goal.
Men and women serving selflessly
In building Malawi.

TABLE OF CONTENTS

LIST OF ACRONYMS	viii
FOREWORD	xiii
PREFACE	xiv
EXECUTIVE SUMMARY	xv
ACKNOWLEDGMENT	xvi
CHAPTER 1: OVERVIEW	1
1.1 Introduction	1
1.2 Background and Formulation of MGDS III	1
1.3 Achievements of MGDS II and Assumptions of MGDS III	1
1.4 Organization of MGDS III	5
CHAPTER 2: DEVELOPMENT POLICY CONTEXT	6
2.1 Overview of International Development Strategies	6
2.2 National Development Planning Context	9
2.3 Mapping of MGDS III Key Priority Areas to Sustainable Development Goals (SDGs) and Agenda 2063	10
CHAPTER 3: SITUATION ANALYSIS	14
3.1 Socioeconomic Profile	14
3.2 Demographic Outlook and Projection	15
3.3 Development Effectiveness	16
3.4 Development Challenges	17
CHAPTER 4: GOVERNANCE	20
4.1 Human Rights Approach	20
4.2 Transparency, Accountability and Institutional Strengthening	21
4.3 Public Sector Management	21
4.4 Decentralization	22
4.5 Public Finance Management	23
CHAPTER 5: MACROECONOMIC FRAMEWORK	26
5.1 Policy Options for Implementing MGDS III	26
5.2 Fiscal Policy	28
5.3 Monetary Policy	28
5.4 Projected Macroeconomic Trend	28
5.5 Government Revenue and Grants	30
CHAPTER 6: KEY PRIORITY AREAS	32
6.1 Overview of Key Priority Areas	32
6.2 Agriculture, Water Development and Climate Change Management	32
6.3 Education and Skills Development	37
6.4 Energy, Industry and Tourism Development	41
6.5 Transport and ICT Infrastructure	44
6.6 Health and Population	47

CHAPTER 7: OTHER DEVELOPMENT AREAS	52
7.1 Financial Services	52
7.2 Disaster Risk Management and Social Support	54
7.3 Gender, Youth Development, Persons with Disability and Social Welfare	57
7.4 Human Settlement and Physical Planning	59
7.5 Environmental Sustainability	61
7.6 HIV and AIDS Management	62
7.7 Nutrition	63
7.8 Peace and Security	65
7.9 Integrated Rural Development	66
CHAPTER 8: IMPLEMENTATION FRAMEWORK	68
8.1 Implementation Modalities	68
8.2 Roles of Stakeholders for MGDS III Implementation	68
8.3 Financing Sources	69
CHAPTER 9: MONITORING AND EVALUATION FRAMEWORK	72
9.1 Overview	72
9.2 Lessons from MGDS II M&E Framework	72
9.3 MGDS III Monitoring and Evaluation Framework	72
9.4 Institutional Coordination of MGDS III Monitoring and Evaluation	73
9.5 MGDS III Results Chain/Theory of Change	76
9.6 MGDS-III Results Framework	76
ANNEX 1: LIST OF FLAGSHIP PROJECTS FOR MGDS III KEY PRIORITY AREAS	79
ANNEX 2: IMPLEMENTATION PLAN / OPERATIONAL MATRIX	96
ANNEX 3: OTHER DEVELOPMENT AREAS	134
ANNEX 4: SUMMARY COST FOR KEY PRIORITY AREAS AND OTHER DEVELOPMENT AREAS	167
ANNEX 5: SUMMARY OF COSTS PER STRATEGY	169
ANNEX 6: MALAWI GOVERNMENT DEVELOPMENT STRATEGY III (2018-2023) THEORY OF CHANGE (TOC)	193
ANNEX 7: MACRO ECONOMIC GROWTH, PRODUCTIVITY, COMPETITIVE AND RESILIENCE INDICATORS	195
ANNEX 8: MGDS III: KEY PRIORITY AREAS OUTCOME LEVEL INDICATORS	197

LIST OF TABLES

Table 1: Mapping of Key Priority Areas to SDGs and Agenda 2063	11
Table 2: Summary Table (2018-2022)	35
Table 3: Outcomes and Strategies for Agriculture, Water Development and Climate Change Management	35
Table 4: Outcomes and Strategies for Education and Skills Development	38
Table 5: Outcomes for Energy, Industry and Tourism Development	42
Table 6: Outcomes and Strategies for Transport and ICT Infrastructure	45
Table 7: Outcomes and Strategies for Health and Population	49
Table 8: Outcomes and Strategies for Financial Services	53
Table 9: Outcomes and Strategies for Disaster Risk Management	55
Table 10: Outcomes and Strategies for Gender, Youth Development, Person with Disability and Social Welfare	58
Table 11: Outcomes and Strategies for Human Settlement and Physical Planning	60
Table 12: Outcomes and Strategies for Environmental Sustainability	61
Table 13: Outcomes and Strategies for HIV and AIDS Management	62
Table 14: Outcomes and Strategies for Nutrition	64
Table 15: Outcomes and Strategies for Peace and Security	65
Table 16: Outcomes and Strategies for Integrated Rural Development	67
Table 17: MGDS III Reports	76

LIST OF FIGURES

Figure 9.1: Conceptual Framework for MGDS III Monitoring and Evaluation	73
Figure 9.2: The MGDS III Monitoring & Evaluation Institutional Coordination	75
Figure 9.3: MGDS III Theory of Change	75

LIST OF ACRONYMS

ACB	Anti-Corruption Bureau
ADCs	Area Development Committees
AHL	Auction Holdings Limited
AIDS	Acquired Immunodeficiency Syndrome
AU	African Union
BHP	Basic Health Package
CAMA	Consumer Association of Malawi
CBCCs	Community Based Care Centres
CBM&E	Community Based Monitoring and Evaluation
CBE	Complementary Basic Education
CBOs	Community-Based Organizations
CCP	Comprehensive Condom Programming
CDSS	Community Day Secondary Schools
CFTC	Competition and Fair Trading Commission
CHAM	Christian Health Association of Malawi
CMS	Central Medical Stores
COMESA	Common Market for Eastern and Southern Africa
COMSIP	Community Savings and Investment Promotion
CSOs	Civil Society Organization
CVRS	Civil Registration Vital Statistics
DARs	Department of Agricultural Research Services
DAS	Development Assistance Strategies
DCCMS	Department for Climate Change and Meteorological Services
DEC	District Executive Committees
DEMs	District Education Managers
Devpol	Development Policies
DHRMD	Department of Human Resource Management and Development
DHS	Demographic Health Survey
DISTMIS	District Management Information System
DMECC	District Monitoring and Evaluation Coordination Committees
DNHA	Department of Nutrition and HIV/AIDS
DODMA	Department of Disaster Management Affairs
DPs	Development Partners
DPC	Development Partners Cooperation
DRM	Disaster Risk Management
DRR	Disaster Risk Reduction
DSGE	Dynamic Stochastic General Equilibrium
EAD	Environment Affairs Department
ECD	Early Child Development
EGENCO	Electricity Generation Company (Malawi) Limited
EGRA	Early Grade Reading Assessment
EIAs	Environment Impact Assessments
EITI	Extractive Industries Transparency Initiative
EMTCT	Elimination of Mother to Child Transmission
EMS	Emergency Medical Services
ENRM	Environmental and Natural Resource Management
EP&D	Economic Planning and Development

EPAs	Extension Planning Areas
ESCOM	Electricity Supply Corporation of Malawi Limited
FBOs	Faith Based Organizations
FEDOMA	Federation of Disability Organization of Malawi
FTA	Free Trade Area
GDP	Gross Domestic Product
GHGs	Greenhouse Gases
GTS	Global Telecommunication System
GWAN	Government Wide Area Network
HMIS	Health Management Information System
ICRISAT	International Crops Research Institute for the Semi-Arid Tropics
ICT	Information, Communication and Technology
IEC	Information, Education, Communication
IHS	Integrated Household Survey
IMF	International Monetary Fund
IPoA	Istanbul Programme of Action
IPPs	Independent Power Producers
IRI	Interactive Radio Interactions
ISPs	Internet Service Providers
IT	Information Technology
ITN	Insecticide Treated Mosquito Nets
ITS	Intelligent Transportation System
KIA	Kamuzu International Airport
LEAD SEA	Leadership for Environment and Development for Southern and Eastern Africa
LDC	Least Developed Country
MalawiMod	Malawi Model
MASEDA	Malawi Socio-Economic Database
MACRA	Malawi Communications Regulatory Authority
MBS	Malawi Bureau of Standards
MCCCI	Malawi Confederation of Chamber of Commerce
MDAs	Ministries Departments and Agencies
MDGs	Millennium Development Goals
M&E	Monitoring and Evaluation
MERA	Malawi Energy Regulatory Authority
MGDS	Malawi Growth and Development Strategy
MHC	Malawi Housing Corporation
MICE	Meetings, Incentives, Conferences and Exhibitions
MICs	Multiple Indicators Cluster Survey
MIE	Malawi Institute of Education
MITC	Malawi Investment and Trade Centre
MIRTDC	Malawi Industrial Research and Technology Development Centre
MNREM	Ministry of Natural Resources, Energy and Mining
MoAIWD	Ministry of Agriculture, Irrigation and Water Development
MoCECCD	Ministry of Civic Education, Culture and Community Development
MoEST	Ministry of Education, Science and Technology
MoFAIC	Ministry of Foreign Affairs and International Development
MoFEPD	Ministry of Finance, Economic Planning and Development
MoGCDSW	Ministry of Gender, Children, Disability, and Social Welfare

MoICT	Ministry of Information and Communication Technology
MoH	Ministry of Health
MoITT	Ministry of Industry, Trade and Tourism
MoJCA	Ministry of Justice and Constitutional Affairs
MoLSYMD	Ministry of Labour, Sports, Youth and Manpower Development
MoLGRD	Ministry of Local Government and Rural Development
MoLHUD	Ministry of Lands, Housing and Urban Development
MoTPW	Ministry of Transport and Public Works
MPRS	Malawi Poverty Reduction Strategy
MSMEs	Micro, Small and Medium Enterprises
MRA	Malawi Revenue Authority
MTEF	Medium Term Expenditure
MVAC	Malawi Vulnerability Assessment Committee
MW	Mega Watt
MYP	Malawi Young Pioneers
NAC	National Aids Commission
NCCMF	National Climate Change Management Fund
NCHE	National Council for Higher Education
NCST	National Commission for Science and Technology
NEC	National Economic Council
NES	National Export Strategy
NHRAP	National Human Rights Action Plan
NICE	National Initiative for Civic Education
NQF	National Qualification Framework
NSO	National Statistical Office
NSS	National Statistical System
ODL	Open and Distance Learning
O&M	Operations and Maintenance
OOP	Out-Of-Pocket
OPA	Organizational Performance Assessments
PAP	Poverty Alleviation Programme
PAs	Protected Areas
PEAs	Primary School Education Advisors
PER	Public Expenditure Review
PFM	Public Finance Management
PLHIV	People Living with HIV
PMPB	Performance Management Plans and Budgets
PPPs	Public-Private Partnerships
PSAM	Private Schools Association of Malawi
PSIP	Public Sector Investment Programme
RBM	Result Based Management/ Reserve Bank of Malawi
RCIP	Regional Communications Infrastructure Programme
REP	Rural Electrification Program
RFA	Roads Fund Administration
RISDP	Regional Indicative Strategic Development Plan
SADC	Southern African Development Community
SEZ	Special Economic Zone
SLAs	Service Level Agreements

SMEs	Small and Medium Enterprises
SMEDI	Small and Medium Enterprises Development Institute
SNE	Special Needs Education
SRHR	Sexual and Reproductive Health Rights
TEVETA	Technical, Entrepreneurial and Vocational Education and Training Authority
TTCs	Teachers Training College
TFTA	Tripartite Free Trade Area
TLM	Teaching and Learning Materials
TWGs	Technical Working Groups
UHC	Universal Health Coverage
USD	United States Dollar
VDCs	Village Development Committees
VMMC	Voluntary Medical Male Circumcision
VPoA	Vienna Programme of Action
WASH	Water, Sanitation and Hygiene
WTO	World Trade Organization
WUA	Water Users Association
YFHS	Youth Friendly Health Services



HIS EXCELLENCY
PROFESSOR ARTHUR PETER MUTHARIKA
PRESIDENT OF THE REPUBLIC OF MALAWI

FOREWORD

The third Malawi Growth and Development Strategy (MGDS III) has been formulated following the expiry of its predecessor strategy, MGDS II, in June 2016. The strategy has been prepared at a time when Malawi has been experiencing multiple shocks including floods, drought and financial crises. While food production improved in 2017, the cycle of food deficit and surplus has kept the country preoccupied with fighting disasters instead of pursuing its development agenda. It is for this reason that the theme of the MGDS III is *"Building a Productive, Competitive and Resilient Nation"*. With this theme, the Government of Malawi undertakes to support Malawi's development into a productive nation competing on the global stage while ensuring that the nation builds systems that deal with natural shocks and disasters.

MGDS III reflects the fact that Malawi is a member of the international community and as such is a signatory to a number of protocols. Among the commitments highlighted in this strategy is Malawi's obligation to implement the Sustainable Development Goals (SDGs), a global agenda for inclusive and equitable growth succeeding the Millennium Development Goals (MDGs), and the African Union Agenda 2063, the long term pan-African vision. The MGDS III shows how these international agendas will be operationalized at the national level. In this regard, my Government will stand committed to the development of the country so that we can achieve the aspirations of Vision 2020.

The current strategy has departed from the formulation of multiple thematic areas by organizing itself around Key Priority Areas (KPAs). The five KPAs presented in this strategy have been chosen on the basis of their alignment to the SDGs, the AU Agenda 2063 and Malawi's economic and development needs. As such, MGDS III is designed to spur growth and remove barriers to development. For the next five years, the KPAs shall be: i) Agriculture, Water Development and Climate Change Management; ii) Education and Skills Development; iii) Energy, Industry and Tourism Development; iv) Transport and ICT Infrastructure; and v) Health and Population.

My government will lead the implementation of this strategy and will facilitate private sector and other stakeholder participation. In this regard, I appeal to citizens of Malawi, Civil Society Organizations, development partners and the international community for the same cooperation that prevailed during the implementation of MGDS II. It is my hope that all stakeholders will rally around this strategy and align their plans and programmes accordingly.

May God bless Malawi.



Prof. Arthur Peter Mutharika
President of the Republic of Malawi

PREFACE



The third Malawi Growth and Development Strategy (MGDS III) will be implemented from 2017 to 2022. It is the fourth medium-term national development strategy aligned to the country's long-term development aspirations which are articulated in Vision 2020. The previous development strategies that were developed to implement Vision 2020 were the Malawi Poverty Reduction Strategy Paper (MPRSP), the Malawi Growth and Development Strategy (MGDS) I and II. The MGDS III is the final strategy that will take Malawi to the realization of Vision 2020.

Unlike its immediate predecessor, MGDS III is built around a theme that aims to improve productivity, turn the country into a competitive nation and develop resilience to shocks and hazards. The MGDS III also consolidates the efforts that Malawi is undertaking to reposition herself as a global player.

The current strategy is the outcome of a year-long process of consultations, brainstorming, and validation meetings with stakeholders in and outside government. I am confident that the collective effort which prevailed during its formulation will continue during its implementation. While the national budget will be the main implementation tool for this strategy, I would like to call upon all development players such as the private sector and non-governmental organizations (NGOs) to take part in the implementation of the strategy. It is my hope that all stakeholders will align their programmes and activities to this strategy so that together we can build a productive, competitive and resilient nation.

God bless us all.

A handwritten signature in black ink, consisting of a stylized 'G' followed by 'ondwe' and a long horizontal line extending to the right.

Goodall E. Gondwe

Minister of Finance, Economic Planning and Development

ACKNOWLEDGEMENT

The Government of Malawi wishes to acknowledge, with gratitude, the various stakeholders and institutions for their tremendous contributions in the formulation of the Third Malawi Growth and Development Strategy (MGDS III). In particular, special thanks go to the Minister of Finance, Economic Planning and Development, Hon. Goodall E. Gondwe, and the Secretary to the Treasury, Mr. Ben Botolo, for the policy guidance during the entire process. Government is also indebted to the Core Drafting Team, which comprised of Mr. Adwell Zembele, Mr. Idrissa Mwale, Mr. Siphon Billiat, Dr. Richard Kajombo, Mr. Halmiton Kamwana, Edward Joshua, Ms. Charity Gambatula, Ms. Chippono Masina, Mr. Rommie Kaseghe, Ms. Joy Karim and Mr. Allan Jere, who worked under the guidance of the Acting Chief Director for Economic Planning and Development, Mr. Peter Simbani, for their hard work and coordination role in the formulation of the Strategy. The Government would also like to appreciate the work of Dr. Elias Ngalende for his role as a consultant in spearheading the MGDS III formulation process.

The Government is immensely indebted to Sector Working Groups that produced Sector Issues Papers whose content was very instrumental in informing the MGDS III intervention areas. Additionally, gratitude is extended to all Ministries, Departments and Agencies as well as the Local Councils that worked closely with the Core Drafting Team and provided input into the formulation and validation of this Strategy.

Acknowledgment also goes to the National Assembly, private sector organisations, the Civil Society Organisations, Faith-Based Organisations, political parties, the academia and the media for their tireless efforts in providing technical inputs in MGDS III.

We also acknowledge the European Union, UNDP, UNICEF, Poverty Environment Initiative (PEI), Health Policy+ Project and all other development partners, for their technical and financial support which facilitated the formulation process of the MGDS III.

EXECUTIVE SUMMARY

Introduction and Background

The Malawi Growth and Development Strategy (MGDS) III is the medium-term strategy designed to contribute to Malawi's long-term development aspirations. The strategy covers a period of five years, from 2017 to 2022, and is a successor to the MGDS II, which was implemented between 2011 and 2016. The objective of the strategy is to move Malawi to a productive, competitive and resilient nation through sustainable agriculture and economic growth, energy, industrial and infrastructure development while addressing water, climate change, environmental management and population challenges.

The strategy realises that Malawi's population is youthful with approximately half (46 percent) below the age of 15, and up to 73 percent below the age of 30 years. This youth bulge affects the economy in various ways. At the micro level, large numbers of young people are associated with high dependency and decreased resources to invest in their development. At the macro level, high rates of population growth puts pressure on government resources and hinder investment in both human and physical capital formation, and result in unsustainable use of natural resources. Consequently, the capacity for service provision and land use planning is stretched, physical resources and infrastructure are always in short supply and vulnerable to degradation. While acknowledging the foregoing, the youth bulge can also produce a demographic dividend; an uptick in productivity and economic growth as a result of the energy and creativity of a disproportionately large youth population. With strategic investments in human capital, Malawi's large youth population can accelerate the development of the country.

The MGDS III is aligned to Malawi's international, continental and regional obligations, such as the 2030 Agenda on Sustainable Development Goals (SDGs), the African Union Agenda 2063, the Istanbul Programme of Action (IPoA), the Vienna Programme of Action (VPoA), the Southern African Development Community Regional Indicative Strategic Development Plan (SADC RISDP) and the Common Market for Eastern and Southern Africa (COMESA) Treaty. The Key Priority Areas (KPAs) have direct links to these commitments, providing a strong basis for the MGDS III as an implementation tool for the SDGs and the other international agendas in the medium term. Since vision 2020 expires in three years time, Malawi will soon embark on the drafting of the next long term development strategy, which will succeed Vision 2020. As MGDS III will still be in operation during the next long term Development Strategy, it will endeavour to incorporate some of the thinking that will guide next vision 2050.

Macroeconomic Framework

In order to successfully implement the MGDS III, the attainment of a sound macroeconomic framework is important. The strategy is therefore premised on the fact that Malawi will have to generate sufficient domestic resources to support the implementation of MGDS III. Consequently, the strategy assumes single-digit inflation throughout the implementation period of 2017-2022, accompanied by an average growth rate of at least 7 percent.

The strategy also relies on the following projections: that total revenue and grants will average 28 percent of the Gross Domestic Product (GDP) during the implementation period; total revenue is projected to average 23.8 percent of GDP over the implementation period of the MGDS III; and total government expenditure will average approximately 30 percent of GDP, the overall fiscal balance is, therefore, expected to average -1.98 of GDP. The fiscal overruns are premised on the fact that the macroeconomic framework recommends an up-scaling of investment by an additional \$1.2 billion during the implementation period. This should translate into growth in the medium-term and lay the foundation for sustainable growth.

MGDS III Key Priority Areas

The MGDS III emphasizes the need to invest simultaneously in areas that can spur growth through the linkages they have with the other sectors of the economy. The strategy identifies five Key Priority Areas: (i) Agriculture, Water Development and Climate Change Management; (ii) Education and Skills Development; (iii) Transport and ICT infrastructure; (iv) Energy, Industry and Tourism Development and (v) Health and Population. These priority areas were arrived at using the integrated Sustainable Development Goals (iSDG) Model and the MalawiMod as well as a comprehensive review of literature and stakeholder consultations across the country. Through these KPAs, the strategy has maintained a balance between economic, social and environmental considerations. Thus, progress in the KPAs will have a multiplier effect benefitting Malawi's economy, society and environment in an integrated fashion.

The MGDS III has identified a few flagship projects that address the goals of the KPAs. The small number of flagship projects ensure that resources will be sufficient to execute them successfully. The flagship projects are designed to unlock the potential of each KPA by addressing the constraints to growth.

For successful implementation of MGDS III, cross-cutting areas have been mainstreamed into the KPAs. These include gender balance; youth development; empowerment of persons with disability; management of HIV and AIDS and nutrition; environmental management; disaster risk reduction and resilience building; peace, security and good governance. By integrating them within KPAs, the MGDS III ensures that no one is left behind as the country implements this medium-term development strategy between 2017-2022.

I. Agriculture, Water Development and Climate Change Management



Agriculture is the mainstay of the economy, contributing close to a third of the country's GDP and employing the majority of the labour force. It is a sector that can significantly support industrial development. However, its potential is hampered by dependency on rain-fed agriculture with its attendant challenges stemming from climate change and poor water management. In addition, there are other challenges such as post-harvest losses, lack of agriculture diversification, small size of landholding, land degradation and lack of investment in research, extension and underdeveloped market systems.

Investment in climate change adaptation has been found to have the largest multiplier effect on poverty alleviation, education, health, agriculture and water development, economic growth, urbanization and governance. Recognizing this, a number of strategies have been proposed including adaptation and mitigation of climate change impacts. Adaptation will protect against the effects of climate change, thereby reducing vulnerability of communities and ecosystems. On the other hand, mitigation avoids escalation of the risk of climate change by reducing further release of Green House Gases (GHGs) and by sequestration of GHGs from the atmosphere. Both adaptation and mitigation support the agriculture sector, as well as other sectors.

While addressing the challenges in agriculture, other areas such as environment, forestry, water resources, parks and wildlife, women and youth productivity, health, education, energy, industrial production and transportation will also be leveraged. This is in recognition of the fact that efforts to improve agricultural productivity and sustainability will not yield meaningful results unless water resource management and transportation infrastructure which enhances rural access are improved. This priority area will contribute to higher productivity and resilience.



II. Education and Skills Development

Education is key for socio-economic development and industrial growth as it facilitates skills development. Education and skills development empower all Malawians, including women, the youth and persons with disabilities. Therefore, a long-term investment in this area is critical for human capital development. An educated and skilled population will help Malawi achieve accelerated economic growth and attainment of the SDGs. Malawi needs to improve the transition rate from primary to secondary and from secondary to tertiary level if it is to create a labour force that can meaningfully contribute to the development of the country.

Malawi's population is estimated at 17.2 million and 20.4% of the population is unemployed. This is untapped human capital, which, if fully engaged, would contribute to the socio-economic development of the country. The youth who complete secondary education and do not proceed to higher education remain unemployed due to lack of necessary skills for the job market. This skills gap needs to be addressed in order for Malawi is to harness its labour force for meaningful development. To do so, the education system needs to take a life-cycle approach and include entrepreneurship and vocational skills development.

The MGDS III therefore focuses on improved access and equity at all levels of the education system, including improved quality Early Childhood Development, primary, secondary and tertiary education and improved governance and management of education. For skills development, MGDS III focuses on improved access and equity in skills development training, quality of labour force and enhanced workforce capacities and supportive systems. Particular attention will be paid to girl's education and women empowerment.

III. Energy, Industry and Tourism Development



A well-developed energy sector can improve service delivery and increase outputs in industries such as manufacturing, trade, tourism and other services. Access to clean, reliable, reasonably-priced and sustainable energy supply is, therefore, central to maintaining and improving the living standards of people. It enables communities to power homes, schools, health facilities and engage in productive activities and businesses.

Malawi is relatively well endowed with a wide range of energy sources, including coal, fuel wood, solar, hydro and wind. While biomass is the major source of energy (89%), electricity contributes a meagre 3% to the national grid. This implies that alternative sources of energy such as solar and wind have received scanty attention and need to be more fully exploited.

Industrialization and structural transformation of the economy are essential to maintain the rapid long-term national economic growth. This is needed to raise per capita income, create decent and sufficient rural and urban jobs as well as viable entrepreneurship opportunities for both men and women, widen the tax base to finance Malawi's welfare requirements and address an unsustainable trade deficit. Attention will also be placed on mining exploration, extraction and regulation to unleash the sector's potential and empower the rural masses who live around mining sites.

Another area that holds a lot of potential to transform Malawi is Tourism. Currently, the sector is not contributing significantly to the GDP as evidenced by a meager 7% contribution and 6.2% of total employment in 2016. Being a labor-intensive industry, Tourism has the potential to absorb many unemployed youths and revitalize local economies. As a service sector, Tourism currently employs relatively more women, usually in low-skilled and low-paying jobs. Training for women in the tourism sector will enable more women to be employed in higher-paying jobs.

The MGDS III focuses on improved access to reliable and sustainable energy supply and investment in affordable alternative sources of energy. The strategy emphasizes enhanced use of renewable and clean energy in the underserved rural and urban communities. With respect to industrialization, MGDS III prioritizes improving the environment for investment and private sector development, increasing production and export of manufactured products and enhancing production and management of non-renewable resources. With regard to the tourism industry, the emphasis is on investments in tourism infrastructure, improving the quality of tourism products and services, and the conservation and management of cultural heritage resources and the environment.

IV. Transport and ICT Infrastructure



Transport and ICT are pivotal to accelerating growth of other sectors and acting as enablers for poverty reduction and wealth creation. Access to safe, affordable and sustainable transport and ICT is critical to enhancing the economic competitiveness of any country. Efficient transport systems are associated with economic and social benefits that result in multiplier effects such as improving access to markets, generating employment and enhancing investments. ICT forms the backbone of the modern business activity, productivity, trade and social advancement. When pursued together, Transport and ICT rely on each other with Intelligent Transportation System (ITS) requiring the use of ICT for effective and efficient outcomes and in return the transport network supports ICT activities. The 2017 Global Competitiveness report ranks Malawi's infrastructure extremely low, at 135 out of 138 economies, significantly below other SADC countries.

For Malawi, high costs and limited access to reliable transport and ICT infrastructure impede economic growth. High transport costs result from the country's landlocked position and poor transport infrastructure. Although Malawi has a multi-modal system consisting of roads, rail, air and inland water transport, emphasis has been placed on road transport at the expense of other modes. Rapid population growth has undermined progress made towards road infrastructure development. A conducive environment needs to be created for investments in infrastructure with greater concentration on a multi-modal system of Transport and ICT infrastructure development.

The MGDS III, therefore, places emphasis on reduced travel time and costs for persons and goods, improved transport reliability, levels of service and efficiency. Enhancing access to local and international markets as well as to social and public services is also a priority. The strategy emphasizes reduced accidents and their human and economic costs. Increased private sector investment in the operation and management of transport infrastructure will be needed to achieve these outcomes. In the case of ICT, the strategy focuses on increased access to information and communications services; providing a well-developed ICT broadband infrastructure service, increasing the number of ICT-skilled and industry-ready workforce in public and private sector institutions and improving efficiency in postal services.

V. Health and Population



Improving health outcomes is a prerequisite for increased national productivity, accelerated economic growth and poverty reduction. In addition, health has significant effects on other elements of development including Education, Agriculture, and Industry. Climate change and environmental degradation have serious implications on health, including on the spread or resurgence of diseases.

On the other hand, population size, structure and distribution have strong linkages with social and economic development. Rapid population growth and increased densities can cause environmental setbacks due to expansion of agriculture, settlements and other livelihood activities. Ultimately, this leads to increased vulnerability, especially among women, children, persons with disability and other groups impacted by natural disasters such as floods, drought and epidemics. Proper population planning and management improves access to quality basic services and amenities; enhances economic variables; and reduces environmental damage.

The MGDS III therefore focuses on effective health sector planning at all levels with improved access to equitable health services. It aims to improve the quality of health services, patient safety and people-centred services. MGDS III recognizes the importance of improved domestic financing for health so that human resources for health can be retained. In the area of disease control, MGDS III focuses on reduced incidence and prevalence of diseases, reduced morbidity and mortality arising from malnutrition, and improved hygienic and sanitation practices.

Slowing down the rate of population growth is imperative if Malawi is to effectively manage natural resources and develop human capital. MGDS III therefore focuses on effective population and development planning at all levels and increased awareness on the interplay between population and development dynamics. This KPA contributes to building the productive capacity and resilience of Malawians.

Other Development Areas

While emphasis has been placed on the KPAs, attention will also be paid to other development areas that are essential complements to the KPAs. In this regard, the other development areas are: financial services; vulnerability, disaster risk management and social support; gender, youth development, persons with disability and social welfare; human settlement and physical planning; environmental sustainability; HIV/AIDS management; nutrition; and peace and security.

Over the next five years, Government will continue to implement key interventions in these areas in order to give maximum support to the five KPAs. Effective governance can improve management of resources, leading to more effective implementation of the chosen interventions, better service delivery, and, ultimately, better outcomes. Good governance is, therefore, the backbone for an efficient and effective public sector and is the anchor for this strategy.

Implementation Framework

The MGDS III has been developed through a process that allows all stakeholders to participate in the development of the country. Its implementation will, therefore, also involve all stakeholders, including the three arms of Government: the Executive, Parliament, and Judiciary; and civil society and Faith Based Organizations (FBOs); private sector and the general public. Government will lead the implementation process through technical coordination and its consolidated national budget. It is expected that all stakeholders including the private sector, civil society organisations (CSOs), development and co-operating partners will continue to align their activities and support to the MGDS III.

The institution responsible for national planning and development, the National Planning Commission (NPC), will facilitate and ensure that all MDAs align their sectoral plans, activities and budgets to the development strategy. Wherever sectoral plans do not exist, efforts should be made to develop them in line with this strategy. The national budget will, therefore, be expected to prioritise activities that are aligned to this national development strategy.

Sector Working Groups (SWGs) have been identified as a mechanism for implementing the MGDS III. This will ensure collaboration in the implementation of this medium term national development strategy. As such, SWGs are encouraged to develop Joint Sector Strategies (JSSs) that are aligned to the MGDS III which should be followed by costed implementation plans that articulates activities of the SWGs on an annual basis. This calls for functional SWGs that would enhance multi-stakeholder involvement in the implementation of the strategy. To ensure coherence of policies, SWGs should be encouraged to co-exist with each other so that they do not work in silos but rather promote a multi-sectorality approach to their work. Thus, monitoring and evaluation (M&E) of the strategy will be done through the structured Sector Working Groups (SWGs) to ensure that it is inclusive and participatory.



Building a
**Productive,
Competitive and
Resilient** Nation

CHAPTER 1: OVERVIEW

1.1 Introduction

Malawi is a landlocked country in South-East Africa, covering an area of 118,480 km². It is endowed with a wide range of natural resources, including areas of outstanding natural beauty, which are attractive for tourism. Malawi's economy is largely agro-based with majority of farmers involved in subsistence rain-fed agriculture. As a result of climate change, the intensity and frequency of extreme weather events have negatively impacted the economy through the disruption of agricultural production. The population of 4.4 million in 1966 has quadrupled to 17.2 million as projected for 2017 and is still largely dependent on natural resources for livelihoods. By 2022, the population is projected to grow to 19.4 million and may continue to exert adverse pressure on access to services and the overall socio-economic development of the country. This population is youthful with approximately 46 percent below the age of 15, and up to 73 percent below the age of 35 years.

The consequences of these pressures are that the capacity for service provision and land use planning is stretched, and physical resources and infrastructure are always in short supply and therefore easily degraded. Agricultural harvests have dwindled because of shrinking land holdings, deforestation and soil loss. The consequence has been a reduction in benefits that the population derives from the environment as shown by reduced stream flows, decline or extinction of fish and other animals and limited sources of biomass energy.

1.2 Background and Formulation of MGDS III

The MGDS III aims at building a productive, competitive and resilient nation by consolidating achievements of the earlier strategies. While Malawi has posted some commendable growth rates over the implementation periods of MGDS I and II, such growth has neither been sustained nor inclusive. According to the Malawi National Human Development Report on Inclusive Growth (2015), poverty has remained pervasive especially in rural areas, among women and other disadvantaged groups. Therefore, the challenge for development planning is to pursue economic growth for all segments of the population, and distribute the dividends of increased prosperity both in monetary and non-monetary terms equitably across society.

The MGDS III aims at doing things differently based on the lessons from the earlier strategies and using systems thinking approach focusing on the 'big picture' and informed by the interactions of various sectors in the development scenario. The process of developing the MGDS III therefore was highly participatory and consultative as was the case with the other two previous strategies and drew some lessons from strategy reviews. A technical team led by the Department of Economic Planning and Development (EP&D) was constituted through which consultations were conducted involving the Executive, through central government Ministries, Departments and Agencies (MDAs) and all local authorities across the country; the Legislature through its parliamentary committees; Civil Society Organizations (CSOs); development partners; Non-Governmental Organizations (NGOs); private sector; media; political parties, academia and other eminent stakeholders and members of the public.

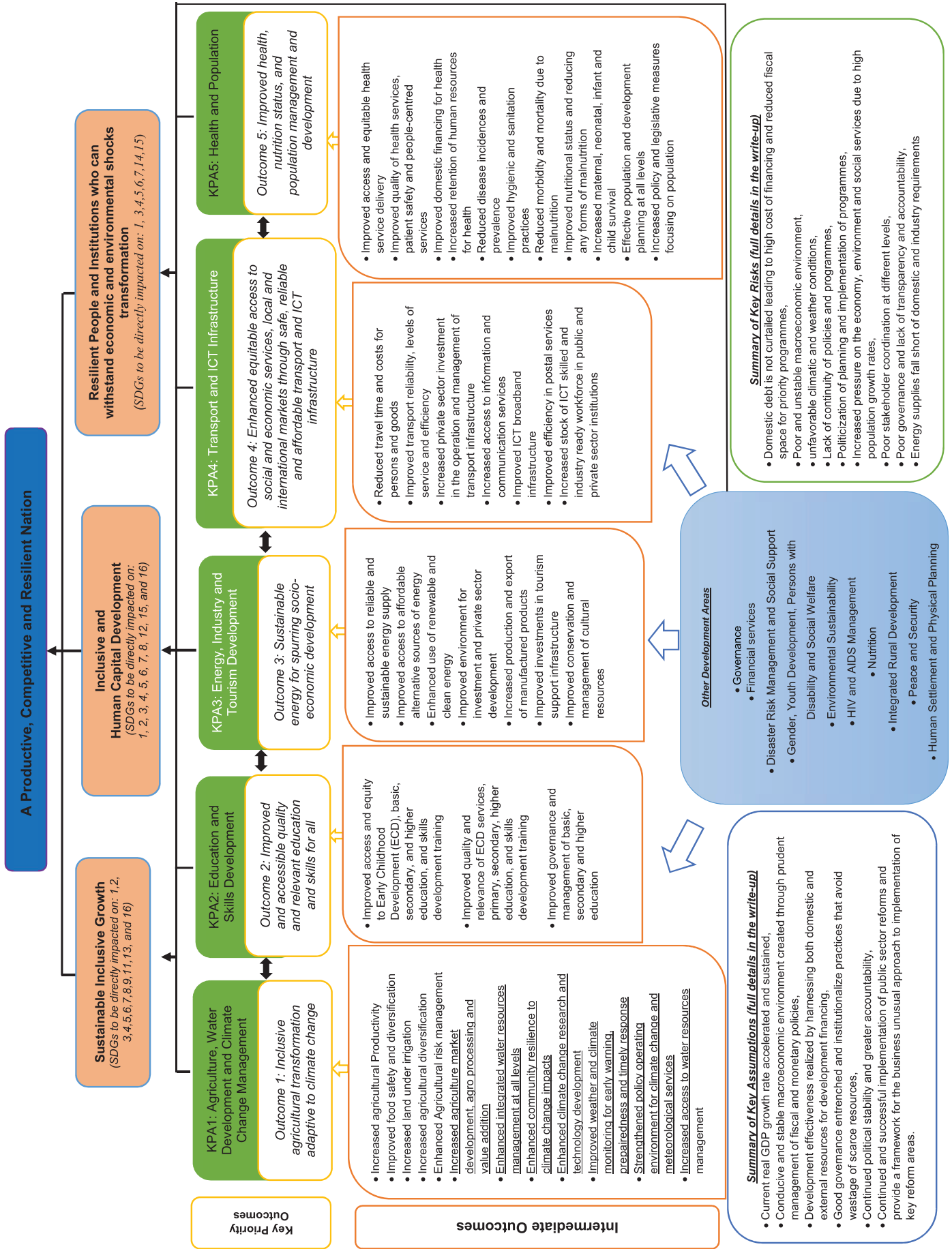
The consultations and literature reviews revealed that the MGDS II was not fully implemented, had too many priorities that lacked synergy and leverage; and as unfinished business, some of its priority areas needed to be carried forward while introducing new thinking on other emerging issues. The consultations were unequivocal about the urgency of climate change and issues of the environment including other cross cutting areas such as gender, youth development and capacity building.

1.3 MGDS III Theory of Change

The MGDS III Theory of Change and envisaged development path is anticipated to attain the long-term goal of a productive, competitive and resilient nation. This ultimate goal can only be attained

under certain pre-conditions which include: maintaining inclusive human development, economic transformation for growth and poverty alleviation and sustaining resilience to economic shocks. These pre-conditions are important for themselves as well as the ultimate goal in that once these are achieved the MGDS III will have made an important contribution to achieving the ultimate goal. The MGDS III five Key Priority Areas will catalyze the change process. In terms of progress towards MGDS III aspirations, sustainable agricultural transformation that is adaptive to climate change is expected to have a positive impact on energy and industry. This will then positively impact education and skills development, health and population management enabling human resource development through movement towards productivity, shift from low to high skills and quality of life. Energy and industry will impact and lead to improved transport, tourism and ICT infrastructure (e.g. energy, air, railways, roads, ICT). This will provide the much needed economic infrastructure for economic transformation; access to basic social services and markets; competitiveness; enabling innovation of industry to move from low tech to high tech and diversification; increased productivity; and favorable investment climate. The end result of these mutually reinforcing areas is accelerated growth, resilience and ultimate improvement of human welfare.

Figure below shows the feedback loops envisioned for the MGDS III theory of change and results chain. The key assumptions have been presented in Section 1.4.



1.4 Achievements of MGDS II and Assumptions of MGDS III

The design of the MGDS III is informed by the desire to build on the successes of, and draw some lessons from the earlier strategies. MGDS I and II had some notable successes as they were both implemented against the backdrop of the Millennium Development Goals (MDGs). Malawi's successes were with respect to the achievement of four of the eight MDGs that had to do with Reducing Child Mortality; Combating HIV and AIDS, Malaria and other diseases; Ensuring Environmental Sustainability and Global Partnership for Development. Although Malawi made some strides in the other goals, progress was notably slow in Eradicating Extreme Poverty and Hunger; Achieving Universal Primary Education; Promoting Gender Equality and the Empowerment of Women; and Improving Maternal Health. It is noteworthy that all the goals that were not achieved relate to gender equality, implying that more needs to be done in gender and inclusiveness across all sectors, particularly within the KPAs. Different sectors need to work together to mainstream issues of gender and inclusiveness and ensure that these goals are attained. To this end, the MGDS III emphasizes an inter-sectoral approach both in the design and implementation of the strategy, to make for more effective and sustainable outcomes than might be achieved by a sector acting alone. This is one area in which MGDS III will make a departure from previous strategies.

During the MGDS II implementation, the average growth rate was 4.5 percent which was below the target of 6 percent. This underperformance was largely the result of external and internal shocks. Between 2012-2017, foreign exchange shocks in addition to weather-related volatilities weakened the economy.

MGDS II was based on some assumptions that have not been fulfilled. One of these was a conducive macroeconomic environment. In fact, there was macroeconomic instability just after the launch of MGDS II due to exchange rate adjustments. Coupled with insufficient donor support to implement the programmes envisaged under MGDS II, a number of development objectives could not be achieved. For the purposes of MGDS III, it is assumed that its implementation will depend largely on domestic resources. Accordingly, the government has chosen to focus on fewer priorities and concentrate its resource allocation on a select set of flagship projects. This strategy focuses on "quick win" interventions that have a strong multiplier effect. Resources from other stakeholders including civil society organizations, development partners and the private sector are expected to bridge the gap in the national budget.

Partners are important to the implementation of the strategy. A review of MGDS II shows the necessity to involve partners in projects that are national priorities throughout the five-year implementation period. During the implementation of MGDS II, some projects were of a stand-alone nature with no clear and strong linkages to other sectors. In contrast, MGDS III emphasizes flagship projects with strong links to other areas essential to economic and human development. Development partners and other stakeholders will be encouraged to direct their support and expertise in these areas of national priority in order to maximize their contribution to the overall success of MGDS III. In summary, the MGDS III is premised on the following assumptions:

- Real GDP growth rates are either sustained or accelerated
- Conducive and stable macroeconomic environment through prudent management of its fiscal and monetary policies
- Effective aid and domestic debt management;
- Adequate resources and capacity to implement MGDS III activities;
- Good Governance is entrenched and institutionalized to avoid wastage of scarce resources;
- Effective sectoral and social protection programmes designed to mitigate root causes of challenges of growth and development, including social and gender inequalities;
- Government reforms will provide a framework for the implementation of key reform areas;

- Continued political stability; and
- Declining population growth rates

1.4 Organization of MGDS III

The MGDS III is organized as follows: Chapter 1 is the Overview, which presents the background, main assumptions of the Strategy and the formulation process. Chapter 2 is the Development Policy Context, which situates this strategy within international, regional and national contexts. Chapter 3 presents the Situation Analysis and socio-economic profile, demographic dynamics, population projections and challenges. Chapter 4 discusses Governance including human rights approaches to development, transparency and accountability, public sector and finance management. Chapter 5 covers the Macroeconomic Framework as the key anchor of the Strategy. Chapter 6 presents the Key Priority Areas (KPAs) and discusses the basis upon which they were selected and the linkages they have with other development areas. Chapter 7 discusses Other Development Areas by outlining their outcomes, goals, and strategies. Chapter 8 presents the Implementation Framework including implementation structures, sources of financing, and roles of stakeholders. In Chapter 9, the Monitoring and Evaluation framework has been highlighted and reporting structures have been indicated. The Strategy concludes with Chapter 10, which presents the government's commitment to the strategy, an appeal for resources and calls for policy harmonization.

CHAPTER 2: DEVELOPMENT POLICY CONTEXT

2.1 Overview of International Development Strategies

As a member of international and regional development frameworks, Malawi has aligned MGDS III to these development frameworks. As such, by implementing KPAs, the international development objectives will be realized. While the implementation of all international development frameworks will use the national plan, reporting will be based on the requirements for specific commitments and protocols. The development frameworks that Malawi has committed to are discussed below.

2.1.1 Sustainable Development Goals

The SDGs constitute a plan for achieving Agenda 2030 which aims to end poverty in all its forms, inclusively and irreversibly everywhere. The SDGs, comprising 17 goals, are to be achieved by 2030. Malawi is a signatory to the Agenda 2030 and participated in its formation.

The SDGs are a comprehensive and ambitious set of goals intended not only to spur growth, but also ensure that such growth is equitably shared so as to leave no one behind. They are aimed at creating a just society where resources are sustainably utilized. Unlike the MDGs where environment was represented by a single goal, the SDGs have taken environment as a core element with at least one target in each of the 17 goals and close to half of the 169 targets relating to the environment. It is therefore unlikely that the SDGs can be achieved without environmental sustainability. The SDGs bind all nations in a pact that ensures upward movement of all countries at the bottom of the ladder through partnerships among themselves and with other first world countries in the development process.

2.1.2 Agenda 2063

The Agenda 2063 is a pan-African vision for the “Africa We Want” by the year 2063. Initiated by the African Union in 2013, the Agenda is a set of seven aspirations that the governments of Africa are determined to achieve by 2063. It is consistent with the SDGs but takes a longer-term view. The goals of Agenda 2063 are as follows:



- A prosperous Africa based on inclusive growth and sustainable development;
- An integrated continent, politically united and based on the ideals of Pan Africanism and the vision of Africa's renaissance;
- An Africa of good governance, democracy, respect for human rights, justice and the rule of law;
- A peaceful and secure Africa;
- An Africa with a strong cultural identity, common heritage, values and ethics;
- An Africa where development is people driven, unleashing the potential of its women and youth; and Africa as a strong, united and influential global player and partner.

2.1.3 Vienna Programme of Action (VPoA)

Malawi is among the 32 landlocked countries located in Africa, Asia, Europe and South America. As a landlocked developing country, Malawi faces special challenges that are associated with a lack of direct territorial access to the ocean, remoteness and isolation from world markets. Malawi's international trade depends on transit routes through Mozambique, Tanzania and South Africa. Additional border crossings and the long distance from major markets, coupled with cumbersome transit procedures and inadequate infrastructure, substantially increase the total expenses for bringing goods to international markets. The longer the route, the greater the administrative and transaction costs, which erode the competitive edge of Malawi's products. This leads to reduced economic growth and negatively affects the country's capacity to promote sustained economic development, human and social progress and environmental sustainability.

In recognition of these constraints, the United Nations drew up a programme of action that calls on both landlocked countries and their transit neighbors to:

- Develop and maintain infrastructure;
- Simplify and harmonize transit and customs policies; and
- Interconnect the areas of Energy and Information Communication Technology (ICT).

The programme further calls for the training of human resources for both landlocked and transit countries so that efficient processing and shorter transit times can be achieved within the decade 2014 to 2024.

2.1.4 Istanbul Programme of Action

The major objective of the Least Developed Countries (LDC) IV Istanbul Programme of Action (IPoA) agreed upon in 2011 is that by the end of the decade (2011 to 2020), the number of countries categorized as LDCs should be halved from 48 to 24. The IPoA includes a monitoring mechanism and an assessment for the synergy between the IPoA and the SDGs.

The IPoA spells out strategies and measures for addressing the special needs of LDCs to transition to lower-middle income levels. For this to happen, there is a need to strengthen implementation-monitoring mechanisms and broaden stakeholder investment.

During the decade of implementation, the IPoA will focus on:

- Achievement of sustained, equitable and inclusive economic growth by strengthening the LDC's productive capacity;
- Building human capacities by fostering sustained, equitable and inclusive human and social development gender equality and empowerment of women;
- Reducing the vulnerability of LDCs to economic, natural environment shocks and disasters

through strengthening their resilience;

- Ensuring enhanced financial resources; and
- Enhancing good governance at all levels, by strengthening democratic processes, institutions and the rule of law.

2.1.5 SADC Regional Indicative Strategic Development Plan

At the regional level, Malawi is a member of the Southern Africa Development Community (SADC), a group of 15 countries working together to enhance regional integration and cooperation in matters of trade, finance and investment; socio-economic development; and politics, peace and security. Under SADC, member-states have formulated the revised Regional Indicative Strategic Development Plan (RISDP) intended to deepen regional cooperation and integration. Indicative in nature, it is intended to outline the conditions necessary to achieve the regional development goals.

The RISDP rests on four pillars:

- Industrial Development and Market integration;
- Infrastructure in support of regional integration;
- Peace and security cooperation; and
- Special programmes of regional dimension.

All these pillars are important to Malawi as a developing, landlocked country that needs to access markets, build and integrate its infrastructure with that of the region and cooperate with neighbors in matters of politics, peace and security.

2.1.6 COMESA Treaty

The Common Market for Eastern and Southern Africa (COMESA) was established primarily as a tool for sustaining growth and development by expanding the size of the market as most eastern and southern African countries have small domestic markets. It is the largest African common market. The Treaty has been in existence since 1994.

The aims and objectives of creating the Common Market are:

- To attain sustainable growth and development of member states by promoting a more balanced and harmonious development of production and marketing structures;
- To promote joint development in all fields of economic activity and the joint adoption of macroeconomic policies;
- To cooperate in the creation of an enabling environment for foreign, cross-border and domestic investment;
- To cooperate in the promotion of peace, security and stability among member states;
- To cooperate in strengthening the relations between the Common Market and the rest of the world and the adoption of common positions in international fora; and
- To contribute towards the establishment, progress and the realization of the objectives of the African Economic Community.

The protocols to which Malawi is a member and signatory are all aimed at generating inclusive and sustained growth by increasing production, productivity and competitiveness of its member states. These protocols recognize the critical need for infrastructure. Therefore, the protocols and tenets upon which they rest are reflected in the theme of MGDS III, "Building a Productivity, Competitive and Resilient Nation."

2.1.7 International Conference on Population and Development (ICPD) Beyond 2014

The Programme of Action of the International Conference on Population and Development (ICPD), adopted in 1994, represented a remarkable consensus among 179 Governments, including Malawi, that individual human rights and dignity, including the equal rights of women and girls and universal access to sexual and reproductive health and rights, are a necessary precondition for sustainable development.

Further, the Programme of Action highlights the crucial links between sexual and reproductive health and rights with almost every aspect of population and development, from urbanization, migration and aging to changing family structures and the importance of addressing the rights of young people. It calls attention to the ways in which investing in women and youth, especially in their sexual and reproductive health, can impact environmental sustainability and population dynamics.

2.2 National Development Planning Context

2.2.0 Overview of Development Policies

Malawi launched the Vision 2020 in March 1998 and three medium-term national development strategies have been implemented to execute this vision. These include Malawi Poverty Reduction Strategy (MPRS), MGDS I and MGDS II. The MGDS III is the fourth and final national development strategy to operationalize the Vision 2020.

2.2.1 Vision 2020

Malawi Vision 2020 is a policy framework that sets out a long-term development perspective for Malawi. It emphasizes long term strategic thinking, shared vision and visionary leadership, participation by the population, strategic management and national learning. The Vision 2020 states that *“by the year 2020 Malawi as a God fearing nation, will be secure, democratically mature, environmentally sustainable, self-reliant with equal opportunities for and active participation by all, having social services, vibrant cultural and religious values and a technologically driven middle-income economy.”*

2.2.2 Malawi Poverty Reduction Strategy

In May 2002, Government launched the MPRS which presented a first attempt to translate the nation's long-term vision into medium-term action plans. The MPRS became the overarching medium-term strategy for reducing poverty. The goal of the MPRS was to achieve *“sustainable poverty reduction through empowerment of the poor.”*

The MPRS was built around four strategic pillars, namely: sustainable pro-poor growth; human capital development; improving the quality of life of the most vulnerable; and good governance. In addition, it had four key cross-cutting issues: HIV and AIDS, Gender, Environment, Science and Technology. The three-year implementation period for the MPRS ended in the 2004/05 fiscal year.

In the second half of 2005, the MPRS was reviewed to draw lessons from its implementation which informed the strategic direction of the MGDS I. The notable achievement of the MPRS was the decline in poverty levels from 54.1 percent to 52.4 percent. However, there were some shortfalls that hampered the implementation process. These included failure by Ministries, Departments and Agencies (MDAs) to translate the activities into the budget and Medium Term Expenditure Framework (MTEF), slow implementation of the devolution process, and funding not based on priorities defined by MPRS.

2.2.3 Malawi Growth and Development Strategy

Government launched the MGDS I as the overarching operational medium-term strategy for Malawi to

attain the nation's Vision 2020 and the MDGs for the period 2006 to 2011. The main aim of the MGDS I was to create wealth through sustainable economic growth and infrastructure development as a means of achieving poverty reduction. It presented a policy framework that balanced issues related to both economic growth and social development.

To ascertain immediate economic benefits for the people of Malawi, the MGDS I focused on six Key Priority Areas: Agriculture and Food Security; Irrigation and Water Development; Transport Infrastructure Development; Energy Generation and Supply; Integrated Rural Development; and Prevention and Management of Nutrition Disorders, HIV and AIDS. Progress in these areas were expected to accelerate the attainment of the MDGs in the areas of Health, Education, Gender, Environment, and Governance. They were isolated from the MGDS five thematic areas, namely Sustainable Economic Growth; Social Protection and Disaster Risk Management; Social Development; Infrastructure Development and Improving Governance. The MGDS recognized that issues of HIV and AIDS, Science and Technology, Gender, Empowerment and Environment were cross-cutting and as such they were streamlined within the five thematic areas.

Annual reviews were conducted throughout the period of MGDS to draw lessons from its implementation. These lessons, among other things, informed the formulation of MGDS II.

2.2.4 Malawi Growth and Development Strategy (MGDS) II

This strategy was premised on the fact that the country should continue to create wealth and develop infrastructure as a means of reducing poverty. The MGDS II was framed on six broad thematic areas; sustainable economic growth; social development; social support and disaster risk management; infrastructure development; improved governance; and cross cutting issues. The strategy integrated issues of gender and capacity development as crosscutting.

The MGDS II focused on nine key priority areas: Agriculture and Food Security; Transport Infrastructure and Nsanje World Inland Port; Energy, Industrial Development, Mining and Tourism; Education, Science and Technology; Public Health, Sanitation, Malaria and HIV and AIDS Management; Integrated Rural Development; Green Belt Irrigation, and Water Development; Child Development, Youth Development and Empowerment; and Climate Change, Natural Resources and Environmental Management.

After the first year of MGDS II implementation, there was a serious economic slowdown which required the Government to develop a Malawi Economic Recovery Plan (ERP). This was intended to address fuel and foreign exchange scarcity which made trade and other development activities very difficult. The ERP was able to remove some of the challenges through quick monetary reforms and projects.

The implementation of the MGDS II did not succeed in all its goals due to the aforementioned challenges. Lessons learned during its implementation have informed MGDS III.

2.3 Mapping of MGDS III Key Priority Areas to Sustainable Development Goals (SDGs) and Agenda 2063

In tandem with the implementation of MDGS III, which is premised on Malawi's long term development aspirations, as articulated in Vision 2020, Malawi is also committed to international development frameworks, which include the 2030 Agenda on SDGs and African Union Agenda 2063. The implementation of international development frameworks, protocols and treaties will be done

through the national plans. As such it is imperative that the national plans domesticate all the international, regional and continental frameworks for easy implementation, monitoring and reporting. Table 1 below shows the mapping of the SDGs and Agenda 2063 to the national development priorities. Thus, the table shows the key priority area and the related SDGs and Agenda 2063 goals that it addresses. Simulations using the SDG Model have confirmed that the implementation of the KPAs will impact on the SDGs and Agenda 2063 goals shown in the table 1.

Table 1: Mapping of Key Priority Areas to SDGs and Agenda 2063

MGDS KPAs	SDGs	Agenda 2063
Agriculture and Climate Change Management	<ol style="list-style-type: none"> 1. End poverty in all its forms everywhere 2. End hunger, achieve food security and improved nutrition and promote sustainable agriculture 3. Ensure healthy lives and promote well-being for all at all ages 5. Achieve gender equality and empower all women and girls 6. Ensure availability and sustainable management of water and sanitation for all 7. Ensure access to affordable, reliable, sustainable and modern energy for all 11. Make cities and human settlements, inclusive, safe, resilient and sustainable 13. Take urgent action to combat climate change and its impacts 14. conserve and sustainably use the oceans, seas and marine resources for sustainable development 15. protect, restore and promote sustainable use of terrestrial ecosystems, sustainably manage forests, combat desertification, and halt and reverse land degradation and halt biodiversity loss 	<ol style="list-style-type: none"> 1. A prosperous Africa based on inclusive growth and sustainable development 2. An integrated continent, politically united and based on the ideals of Pan Africanism and the vision of Africa's Renaissance 6. An Africa where development is people-driven, unleashing the potential of its women and youth 7. Africa as a strong, united and influential global player and partner.
Education and Skills Development	<ol style="list-style-type: none"> 4. Ensure inclusive and equitable quality education and promote lifelong learning opportunities for all 5. Achieve gender equality and empower women and girls 8. Promote sustained, inclusive and sustainable economic growth, full and productive employment and decent work for all 9. Build resilient infrastructure, promote inclusive and sustainable industrialization and foster innovation 	<ol style="list-style-type: none"> 1. A prosperous Africa based on inclusive growth and sustainable development 2. An integrated continent, politically united and based on the ideals of Pan-Africanism and the vision of Africa's Renaissance 3. An Africa of good governance, democracy, respect for human rights, justice and the rule of law 6. An Africa where development is people-driven, unleashing the potential of its women and youth 7. Africa as a strong, united and influential global player and partner.
Transport and ICT infrastructure	<ol style="list-style-type: none"> 1. End poverty in all its forms everywhere 2. End hunger, achieve food security and improved nutrition and promote sustainable agriculture 3. Ensure healthy lives and promote well-being for all at all ages 5. Achieve gender equality and empower all women and girls 7. Ensure access to affordable, reliable, sustainable and modern energy for all 	<ol style="list-style-type: none"> 1. A prosperous Africa based on inclusive growth and sustainable development 2. An integrated continent, politically united and based on the ideals of Pan-Africanism and the vision of Africa's Renaissance 6. An Africa where development is people-driven, unleashing the potential of its women and youth 7. Africa as a strong, united and influential global player and partner.

	<p>8. Promote sustained, inclusive and sustainable economic growth, full and productive employment and decent work for all</p> <p>9. Build resilient infrastructure, promote inclusive and sustainable industrialization and foster innovation</p>	
Health and Population Management	<p>End poverty in all its forms everywhere</p> <p>Ensure healthy lives and promote well-being for all at all ages</p> <p>5. Achieve gender equality and empower all women and girls</p> <p>6. Ensure availability and sustainable management of water and sanitation for all</p> <p>8. Promote sustained, inclusive and sustainable economic growth, full and productive employment and decent work for all</p>	<p>1. A prosperous Africa based on inclusive growth and sustainable development</p> <p>6. An Africa where development is people-driven, unleashing the potential of its women and youth</p> <p>7. Africa as a strong, united and influential global player and partner.</p>



CHAPTER 3: SITUATION ANALYSIS

3.1 Socioeconomic Profile

Malawi is one of the least developed countries in the world. Agriculture remains the country's main foreign exchange earner with tobacco, sugar, tea, coffee and cotton as major export products followed by manufacturing and tourism. Being agro-based, Malawi's economy is vulnerable to weather-related shocks and declining natural resources. Efforts to diversify the economy to other sectors such as industry, mining, and tourism have not been effective because of poor infrastructure. Consequently, the contribution of the other sectors to GDP has increased only marginally over the years and the contribution of agriculture to the GDP remains high at 28% in 2017 though lower than 38% in 1994.

The economy has been growing at a positive rate over the past decade. The GDP growth rate averaged around 6% per year over the last ten years, largely due to the good performance of the MGDS I. This positive growth did not benefit the majority of Malawians as evidenced by worsening poverty levels that exacerbated the already high dependence ratio. Between 2012 and 2017, the inflation rate was stable, but relatively high at around 20% as compared to single-digit levels in the first half of the decade. The bank lending rate remains high at 22% making borrowing costly for small-scale businesses.

A productive labour force is a key component of economic growth. However, the country's labour market structure consists of a large number of jobs in the informal economy that leave most workers with inadequate social and income security. The impressive economic growth that was realized never translated into job creation because the source of growth was mostly from primary level agriculture production. The inability of the economy (both private and public sectors) to generate an adequate number of jobs has left many job seekers, particularly young people, without opportunities for obtaining decent employment.

According to the Malawi Labour Force Participation Survey (2013), the employment rate for Malawi is at 79.6 percent. About 64.1% of employed persons work in agriculture, and face an uncertain future as current institutions are ill-equipped to deal with increasing pressures arising from unsustainable environmental practices and climate change. Of the country's total labour force, 20.4% is unemployed. Unemployment is more common among females than males due to low levels of literacy, customs and religious values. Unemployment is also highest among the youth.

The youth of under 30 years of age constitutes about 70% of the population. If the youth help accelerate economic growth through increased productivity in the job market, then Malawi will capitalize on a demographic dividend. To enable this to happen, the government needs to support youth participation in decision making, employment creation and business development. If the window of opportunity is missed through failure to empower the youth, then the youth bulge becomes a liability that will further undermine sustainable development and pose a threat to peace and stability in the country.

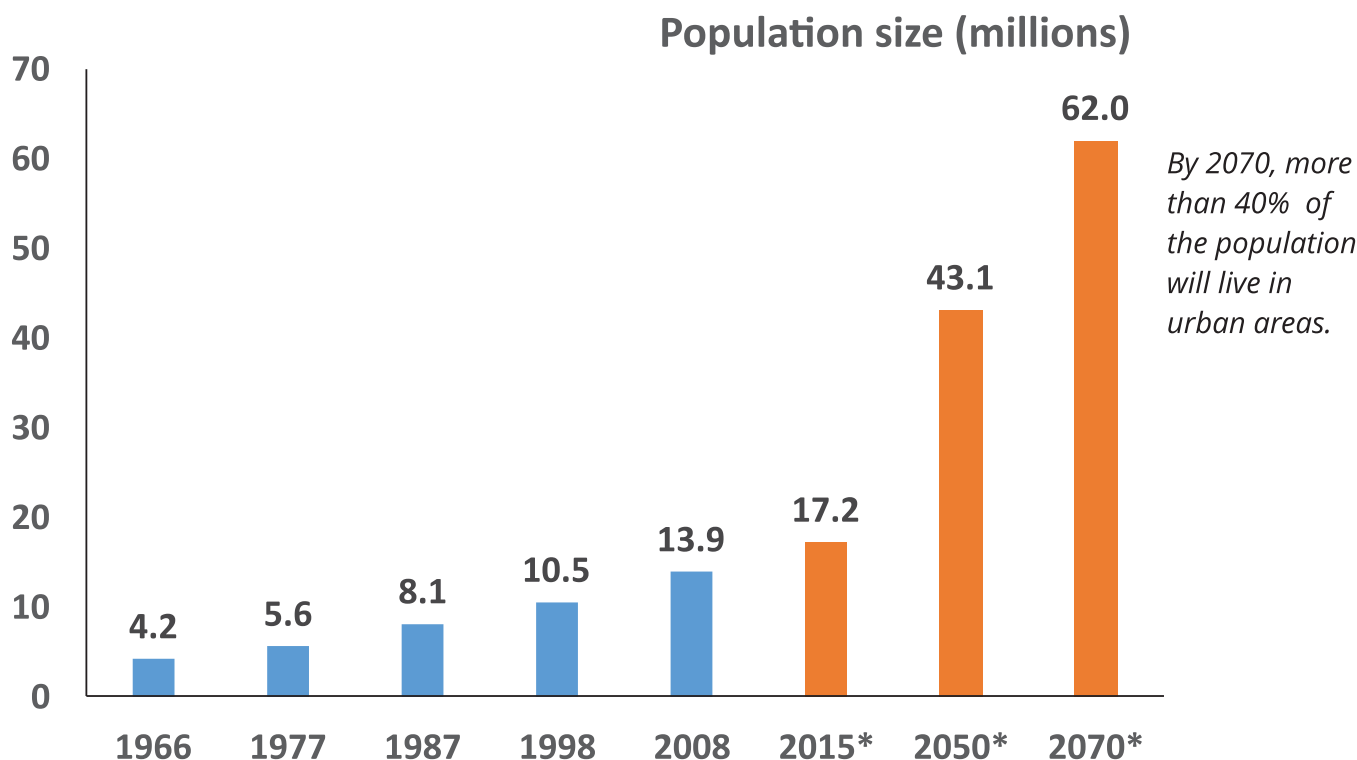
The development interventions thus far have not been able to reduce poverty significantly such that 50.7% of the population are still living under the poverty line of below \$1 a day⁶. While the poverty rate has declined from 52.4% in 2005 to 50.7% in 2015, the incidence of ultra-poor has increased from 22.4% to 25% over the same period. Income distribution has worsened over time. The Gini coefficient, the most commonly used measure of inequality increased from 0.39 in 2005 to 0.45 in 2014 and remained around the same level in 2016. In terms of gender, female-headed households which represent 57% of all households, are poorer than male-headed households. Several factors, including ineffectiveness of policy interventions, have led to low living standards of many Malawians. Malawi's economy and the majority of Malawian households are vulnerable to social and economic shocks. In

addition, the fact that 80% of the Malawian population relies on agriculture both for incomes and food provision is a challenge when weather is not conducive.

3.2 Demographic Outlook and Projection

Malawi's population is estimated at 17.2 million, 52 percent of whom are female. The population is projected to grow to 19.4 million by 2022. At the current rate of growth, it is estimated that the population will triple by 2050. When population growth outpaces economic development, it puts enormous strain on all the sectors.

Malawi's population will continue growing throughout the rest of this century



Source: Malawi Housing and Population Census, 2008; UN Population Division World Population Prospects, 2015

The high population growth rate has produced a growing demand for national resources, jobs, and social services. With 46% of the population under the age of 15, there is a high dependency ratio and relatively low investment in children and young adults. If economic growth does not improve, poverty will increase significantly. This calls for aggressive investment in youth development programmes. These efforts will reduce the dependency ratio and empower youth to contribute to the national economy.

Despite the high rate of population growth, the desired family size among Malawians is falling. About one in five women have an unmet need for family planning services. This calls for further investment in the factors that help families achieve their reproductive intentions, such as girls' education, child mortality and access to family planning services.

Malawi is one of the fastest urbanizing countries in the world (3.77% growth rate) despite the fact that only 15% percent of the population lives in the urban areas. Its urban distribution is concentrated in the four major cities of Blantyre, Lilongwe, Mzuzu and Zomba with about 3.3% of the population

*The United Nations standard poverty line is at US\$ 1.90 thus the figure may be higher.

residing in other urban areas. In the next five years and beyond, improvements in urban infrastructure and housing development are essential for the growing urban population across the country.

There has been a long-established link between population growth, poverty alleviation and economic development. A slow rate of population growth creates the potential to accelerate the rate of economic growth. Smaller family sizes make it much easier for parents to lift their families out of poverty. Malawi's population growth rate poses a threat to progress through its impacts on various development sectors. For instance, diminishing availability of land per holder coupled with weather-related shocks continue to affect agricultural production. Consequently, Malawi's food production is variable year to year.

In this regard, there is a need to enhance prioritization, coordination, and implementation of the country's population challenges across sectors, as highlighted in the 2012 National Population Policy. This policy enhances a broader goal of achieving human development and is in line with the recommendations of the Programme of Action of the 1994 International Conference on Population and Development and the Sustainable Development Goals, which call for integrated and rights-based approaches to addressing population issues.

3.3 Development Effectiveness

The formulation of the MGDS II assumed that resources for its implementation would come from the national budget as well as the development partners and other players such as private sector organizations. A year inside the strategy implementation, several development partners pulled out support from the national budget due to misuse of public financial resources. This affected the implementation of some of the activities that were planned over the years.

While development partners have continued to support programmes outside the national budget, the loss of 40% percent contribution that development partners were making towards the budget has greatly impaired the government's development activities. The Addis Ababa Action Agenda, nevertheless, encourages development partners to support the implementation of the 2030 Agenda for Sustainable Development. It provides a new global framework for financing sustainable development by aligning all financing flows and policies with economic, social and environmental priorities. It is expected that support will be directed to national priorities for purposes of achieving Sustainable Development Goals at both local and national level. This will facilitate the attainment of the Paris Declaration Principles of 2005, which are ownership, alignment, harmonization, development results and mutual accountability.

Although development partners have reduced direct support to the national budget, they continue to contribute a large portion of resources into key sectors such as Health and Natural Resources. This is evidenced by the Public Expenditure Review (PER) in the Natural Resources Sector (2014) which showed that development partners contributed over 90% of resources to the sector. Even though the impact on the Malawian population is indirect, development partners support various sectors off-budget. Moreover, development partners provide technical support to various sectors such that capacities have been built to improve service delivery. Nevertheless, resumption of budget support would significantly enhance aid effectiveness.

In the same line of commitment, more resources from the national budget will be directed toward priority areas in order to jumpstart the economy for sustainable growth and development.

3.4 Development Challenges

Malawi's national economic development has been impaired due to a wide range of challenges, some of which are related to lack of infrastructure and some of which are due to external shocks and climate change.

Unsustainable methods of natural resource management produce land degradation and natural resource depletion. This results in poor productivity of the agriculture, fisheries and forestry sector thereby diminishing economic opportunities from natural resource-based enterprises.

Malawi has a narrow export base; it has been failing to fully maximize its comparative and competitive advantage. The country's persistently negative current account balance reflects Malawi's underperformance in Trade. Malawi continues exporting the same largely primary (raw) commodity products, instead of pursuing opportunities in the dynamic trends of the global marketplace. It has, for instance, been heavily dependent on tobacco and a few other crops as foreign exchange earners for a long time; and it has actually struggled to achieve meaningful crop and product diversification; or any economic diversification, into other viable sectors.

Over-reliance on rain-fed agriculture has made Malawi's economy and population vulnerable to climate-related shocks. Consequently, more investment is required to support adaptation and resilience. In addition, other challenges include: (i) animal and plant diseases which lead to major crop and livestock losses; (ii) price volatility of maize, fertilizer, and tobacco; (iii) health shocks mostly due to HIV and AIDS, Malaria, Tuberculosis, Schistosomiasis and malnutrition which are very prevalent in Malawi; and (iv) high levels of illiteracy which contribute to low adoption of technology. These factors place a monetary burden on most households and increase vulnerability among Malawians.

Failure of the country to move to a developmental state has slowed down national socio-economic development. What this means is that Malawi has essentially been a consuming and importing state with very little being invested into industry, technology and private sector activities. Budgeting and resource allocations have not strictly adhered to the stated national priorities. The few import substituting industries that ever existed have been decimated by foreign competition following market liberalization and a hostile private sector policy environment. This has retarded the country's development efforts.

There has also been weak formal and informal sectors such that the industry suffered loss when the country opened up to foreign competition. Consequently, Malawi has become a trading rather than a manufacturing nation. It has also swung from the formal to the informal sector due to its shrinking industrial base. The informal sector, in so far as it is not organized, has lacked financial and policy support, despite it being the largest subsector. The other aspect is that over the years, the population profile has turned very youthful with more than 70 percent below the age of 30 years, which means there is a need of investment bias into this cohort.

Another challenge has been basic inconsistency in planning. This has happened at two levels. At the one level, planning has not been coordinated from the center as resource availability has influenced the timing and content of the planning process. At another level, planning has often been politically driven as exemplified by the fact that all the parties that have ruled Malawi over the past two decades have come with pet projects that have overshadowed the national vision and national projects. Party manifestos have not been developed on the basis of interpreting the national vision as enshrined in Vision 2020 but rather on the basis of designing populist programmes that can deliver votes. Since National Development Strategies are designed after extensive stakeholder consultations, the political party manifestos should focus on translating the already-developed national vision and medium-term development objectives.

Corruption has been a daunting challenge that too often derails social and economic development efforts. A significant amount of resources, both from government and development partners earmarked for development projects, do not achieve their intended result due to many forms of corruption. Uncoordinated procurement has led to serious overpricing, non-delivery of procured goods and services, and bribery. In addition, deployment of incompetent and unqualified personnel, in public and private organizations, has made service quality very poor. This has made services insufficiently and poorly delivered to the beneficiaries.

Malawi's economic development has also slowed down due to an underdeveloped environment for doing business. The 2017 Doing Business report of the World Bank, ranked Malawi at 133 out of 190 countries, a slight improvement from the rank of 141 in 2016. In this report, countries are assessed on several factors that affect business decisions. These include starting a business; access to electricity; registering property; getting credit; protecting investors; paying taxes; trading across borders; and enforcing contracts and resolving insolvency. Malawi has not ranked favorably in many of these indicators indicating many gaps that need to be addressed.

The underdeveloped financial sector has made investment a challenge. In terms of financial sector soundness, Malawi has suffered only one bank failure over the past two decades. However, when it comes to supporting investment, the financial sector has been fragile as all the financial institutions created to support local investment have folded up after short operational periods due to a multiplicity of challenges. Conversely, banking is very profitable, not from developmental lending operations, but from investing in government securities.

Taken together, these development challenges have defined the national planning context and they are the ones that have helped to inform the design of this strategy. MGDS III, therefore, emphasizes strengthening, implementation, monitoring and evaluation of the development objectives with all stakeholders.



CHAPTER 4: GOVERNANCE

Governance aims to ensure that decision-making processes in development interventions are carried out and implemented effectively. Good governance enables the country to pursue the best possible processes for making policy decisions through consultative practices, accountability, service quality protocols, role clarification, good working relationships and coordination. The Government recognizes that successful implementation of this development strategy depends on good governance in both public and private institutions.

Under the Governance theme of the MGDS II, the Government made a commitment to pursue sound economic policies and implementation strategies. Some of the macroeconomic strategies included: reducing inflation, having a flexible exchange rate regime and improving the foreign reserve position. However, the government is aware that public financial management systems must complement macroeconomic management. The design of MGDS II made it explicit that macroeconomic policy formulation would use evidence-based planning, strengthened aid management and improved revenue collection to ensure increased access to financial services. The MGDS III will ensure that this is achieved.

The potential of the economy remains untapped due to structural, institutional and productive challenges. During the MGDS II implementation, the country projected an average real GDP growth rate of 6%, but this target was inconsistently maintained. The country's reliance on rain-fed agriculture as the main driver of the economy contributed to economic underperformance due to climate change. The MGDS III intends to address the institutional and structural challenges so that Malawi can reach its potential.

The Government will continue to address issues related to economic opportunities, private sector participation, efficient stewardship of public resources, and promotion of democratic governance, social justice and the rule of law. Particular focus will also be placed on human rights, public sector management, financial management reforms and transparency, accountability and institutional strengthening at all levels.

4.1 Human Rights Approach

Good governance and human rights are mutually reinforcing. Human rights principles provide a set of values to guide the work of governments and other actors to ensure that all members of a society can benefit from and contribute to development. The principles also provide a set of performance standards against which these actors can be held accountable. Moreover, human rights principles inform the content of good governance efforts: they inform the development of legislative frameworks, policies, programmes, budgetary allocations and other measures. Without good governance, human rights cannot be respected and protected. The implementation of human rights relies on a conducive and enabling environment. This includes appropriate legal frameworks and institutions as well as political, managerial and administrative processes responsible for responding to the rights and needs of the population.

While there were attempts to raise awareness on human rights during the MGDS II implementation, such programmes were uncoordinated, largely due to the lack of a National Human Rights Action Plan (NHRAP). As a result, the MGDS II did not provide the envisioned framework for Government efforts to promote and protect the full range of human rights in Malawi, nor did it serve as a guide for concrete actions to improve the human rights situation over the many priority areas.

The NHRAP will focus on gender mainstreaming and human rights-based approaches to enhance MGDS III implementation, and it is expected to be a framework for accelerating inclusive development

through the promotion of economic and social rights to ensure no one is left behind. Further, it will prioritize key human rights issues for multi-sectoral action. Guidance for sectors will be provided to ensure that all Malawians can benefit from and contribute fully to development.

4.2 Transparency, Accountability and Institutional Strengthening

Malawi has created a National Integrity Platform which provides space for different actors to share information, strategies and chart progress on fighting corruption in the country. In addition, the Law on the Declaration of Assets provides a transparent platform for public and elected officials to declare their assets before and after going into office. This helps in reducing corruption by promoting transparency and accountability.

The department of asset declaration is mandated to allow public service officials at all levels to declare their assets to stop ill-gotten wealth and property. The success of the public sector reforms will depend on disciplined civil servants and public officials who are responsible when delivering services to the public. Therefore, during the implementation of the MGDS III, the department of asset declaration will be strengthened and supported so as to make it visible and capable of executing its mandate.

The Anti-Corruption Bureau (ACB) and the National Initiative for Civic Education (NICE) have been set up as Public Trusts. The ACB's determination is to adopt a pro-active stance aimed at preventing corruption and prosecuting offenders. In this respect, the ACB has an important role to play in good governance and democracy. Complementing the efforts of the ACB, NICE provides civic education to Malawians through sharing information and conducting public meetings using different fora. These already existing initiatives add value by complimenting the implementation of the Open Government Partnership (OGP).

While the government has been instrumental in creating systems to fight the evils of corruption, practical problems have increasingly emerged over the years. To articulate and analyze the challenges of transparency and accountability confronting the country, there is a need for a radical mind-set change in attitudes and perceptions on corruption through capacity building and application of systems thinking. Furthermore, effective coordination of anti-corruption agencies is necessary. This strategy aims to strengthen the institutional structure, enhance capacity building and increase resource allocation to institutions responsible for fiscal transparency and accountability such as ACB and NICE.

The government will continue to strengthen institutions responsible for conducting elections in Malawi. This will involve providing sufficient capacity to the Malawi Electoral Commission to execute its mandate with strict adherence to the rule of law. Effective delivery of messages designed to encourage civic participation and discourage voter apathy will be prioritized.

An effort will also be made towards improved procurement in public institutions. The Department of Public Procurement (DPP) will receive support for institutional strengthening and capacity building in order to execute their mandate efficiently and effectively. The National Procurement Act will be enforced to ensure that quality goods and services are procured, delivered and distributed. District councils will also be empowered to procure goods and services in all the sectors. This will support the goal of decentralization.

4.3 Public Sector Management

The public sector plays a major role in any society. In many economies, public expenditure forms a significant part of GDP and public sector entities are substantial employers and major capital market participants. The public sector determines, usually through a political process, the outcomes it wants to achieve and the different types of interventions. These include enacting legislation or regulations; delivering goods and services; redistributing income through mechanisms such as taxation or social

security payments; and the ownership of assets or entities, such as state owned enterprises. Governments also have a role in promoting fairness, peace and order, and sound international relations.

During the MGDS II implementation period, civil service workers faced a number of challenges that included low salary earnings, especially for positions in the lower end of the career spectrum, that do not meet the cost of living. Compounded by slow career progression, inadequate resources and equipment has led to low morale in the civil service. Effective governance in the public sector will encourage better decision-making and more efficient use of resources. It will also strengthen accountability for the stewardship of those resources. Robust scrutiny and a commitment to transparency will improve public sector performance and reduce corruption. Effective governance improves management, leading to more effective implementation of the chosen interventions, better service delivery, and, ultimately, better outcomes.

4.3.1 Public Sector Reforms

The Government's reforms agenda is aimed at creating an efficient, effective and professional public service. It is evident that issues of competence, performance, and integrity of the public service are being debated within the general public indicating how important they are in changing the governance landscape in the country. In agreement with the significant changes taking place in the broad governance sphere the career service should be reconfigured into a de-politicized and professional institution to ensure sustainability and continuity of key development programmes. The public reform agenda represents a people-centred approach that aims to transform every sector of government, as follows:

I. Public Service Management Reforms

These reforms focus on Human Resource Management, Capacity Building, Mind-Set Change Management and Leadership Building. In addition, reforms encourage greater cooperation between agencies and ministries which to date have tended to work in silos. It is anticipated that greater inter-agency cooperation will be much a more effective approach in executing public programmes.

II. Institutional Restructuring

These reforms restructure MDAs by setting up new institutions, reframing existing institutions, and unbundling institutions.

III. Recapitalization

This involves capital injection into institutions or key programmes through Treasury funding, Joint Ventures, PPP frameworks or Foreign Direct Investments (FDI).

IV. Programming

This involves putting in place game-changing programmes in various sectors. The Public Service Reform Agenda of 2015 will be deepened and enforced so that it anchors the implementation framework of the key priority areas.

Implementation of reforms is an ongoing process and important milestones continue to be recorded by the seventeen (17) Ministries and fifty-three (53) Parastatal Organizations (Statutory Corporations) and all the thirty-five (35) City, Town, Municipal and District Councils who are the newest entrants in the Reforms Agenda. The Reforms Agenda is one of Malawi's most ambitious programmes, which has the potential to be the game changer for development.

4.4 Decentralization

Integrated rural development requires that all stakeholders and all groups of people are involved, regardless of sex, age, race, religion and ethnicity. The Decentralization Policy devolves functions from the central government to local councils. The Government will ensure that social and economic

investments and services are efficiently, delivered by all partners to local councils.

The social and economic development interventions will be effective if all sectors are fully devolved so that policy decisions are made at the local government level for sustainable gains. Upon effective decentralization, the country will realize participatory planning, implementation, monitoring and evaluation of policies and programmes; and increased impact of development interventions at the local level. It is expected that local councils will take an active role in policy decisions that will facilitate inclusive District Development Plans (DDPs) that are aligned to MGDS III in order to facilitate implementation of development interventions as indicated in each of the focus areas.

4.5 Public Finance Management

The Government and her development partners have long recognized the need to improve Public Finance Management (PFM) systems. Since 2007, the Government has invested in the implementation of new rules and regulations on financial management and procurement; better internal controls; and capacity development in the various PFM institutions. During the implementation of the MGDS III, there will be need to address the following challenges: limited resources allocated to support the implementation of comprehensive PFM reforms; Vulnerable Information Technology (IT) systems and internal controls that were exposed by the systematic plunder of public resources (Cashgate); poor connectivity that limited the interfacing and connectivity of stand-alone IT systems to integrated systems; and limited human capacity in key implementing institutions.

PFM reforms in the following areas will also be pursued: contract management, debt and cash management, public entities financial management, IT systems, and capacity building.

4.5.1 Contract Management

Poor contract management may be at the root of persistent budget expenditure overruns and rising domestic debt (unpaid arrears). There is no organized rigorous independent monitoring and enforcement of contractual provisions, in line with good financial management. MDAs have, generally, low capacity to monitor contracts, especially large-scale procurement and building contracts. In order to instill integrity and accountability in contracts management, the Government will undertake the following:

- Introduce a legal framework and regulations for implementing, monitoring and evaluation of government contracts using appropriate threshold levels;
- Develop appropriate capacity and institutional arrangements for delivering services on monitoring contracts;
- Training in contract management functions across the public sector; and
- Establish transparent reporting framework on contract implementation.

4.5.2 Debt and Cash Management

There are persistent problems to track data on disbursements by donors and debt servicing due to the current use of manual systems. On the other hand, the current Debt Management System is not fully integrated with the overall Government Integrated Finance Management Systems. As a result, annual financial statements are difficult to produce. New cash management arrangements require improvements in systems and technical capacity to forecast and analyze funding needs in MDAs. In both areas, the following interventions will be carried out:

- Acquire integrated operational technical systems that will interface with the IFMIS and capture all debt transactions including project and donor;
- Assess requirements for upgrading and integrating stand-alone systems where they exist;
- Introduce domestic debt-tracking function in the Treasury; and
- Build technical capacity and provide appropriate training for planning; analysis and reporting; and project-related issues like funding negotiations, etc.

4.5.3 Implementation of reforms

Given that PFM reforms are often cross-cutting, there is need to enhance coordination amongst the various implementing agents to facilitate smooth implementation. Government will build capacity for all key implementing institutions to augment the coordinating institution. For governance structures to be effective, PFM directorate in the Ministry of Finance, Economic Planning and Development will be strengthened to carry out its mandate through functional review, reforms assessments and capacity building.

4.5.4 State-Owned Enterprises

The Government of Malawi operates parastatals to offer services, such as water and electricity. In some instances, the Government operates parastatals to offer goods and services at below-market cost, for instance, post offices in Malawi. These parastatals are categorized based on their mandate as regulators, service providers or traders and based on their sources of funds as wholly sub-vented, partially sub-vented or commercial.

All parastatals need to be well managed so that they both benefit the general public and remit dividends to the government, as required. During the MGDS III implementation, Performance Management Plans and Budgets (PMPB) and a database for all the public and private investment corporations will improve the delivery and tracking of dividends from parastatals to the government.

4.5.5 Financial Management

Over the period of MGDS II, the Government strengthened internal controls over public finance management including oversight functions. Nevertheless, the internal control environment remains weak. Moreover, the internal auditing arrangements over the systems are largely manual and periodic. The software for Integrated Financial Management Information System (IFMIS) requires continuous updates to address changing financial management needs.

During MGDS III, the following interventions will be achieved: replacing the existing IFMIS Software; acquiring software to enable continuous monitoring and auditing of IFMIS; reviewing and developing legal and regulatory frameworks on public financial management such as the Public Finance Management Act and Internal Audit Act; establishing the Financial Inspectorate to enforce compliance with public finance management regulations; and building technical capacity of public financial management and oversight institutions.



CHAPTER 5: MACROECONOMIC FRAMEWORK

The success of MGDS III hinges on a well-designed macroeconomic framework which requires a consistent forecast of macroeconomic variables. Coherent macroeconomic forecasts have been generated using simulations from the Dynamic Stochastic General Equilibrium (DSGE) Model for Growth and Development Planning in Africa and the Malawi Model (MalawiMod).

Poverty reduction in Malawi has been slow. Due to macro-economic instability, internal and exogenous shocks such as plunder of public resources, suspension of donor support, weather-related shocks, escalating environmental degradation, high-dependency ratio and currency devaluation. During the implementation of MGDS II, the impacts of the shocks were more pronounced, leading to increased domestic debt and a high cost of financing. This resulted in crowding out effect to the productive sectors of the economy such as agriculture, construction and wholesale and retail trade.

5.1 Policy Options for Implementing MGDS III

In implementing MGDS III, the following are identified as the key policy options for achieving sustainable and inclusive growth.

5.1.1 Increasing Public Investment by an additional \$1.2 billion

With the scaling up of the investment, the country is expected to double its per capita income in the medium term from the current level of US\$380. This level of GDP per capita is achievable if the country is committed to slow population growth which is currently very high. In order to achieve the maximum results during the MGDS III implementation, it is important that the investment outlay is front-loaded by allocating a huge portion of the investment resources during the first year and tapers off in the subsequent years. It is proposed that the country should invest in the following order: 33% in the first year, 24% in the second year, 16% in the third year, 16% in the fourth year and finally 11% in the fifth year. Increase in investment is expected to spur economic growth by creating jobs and reducing inequality. Investment will be directed towards the flagship projects that have multiplier effects on other areas.

Considering the limited funds available, allocation of resources will be prioritized to areas that have immediate and high rates of return, namely the areas of industrialisation, agriculture and energy. This capital injection will result in a GDP growth rate of about 6.9% during the first year and an average of 6.2% in the subsequent years. This will create an estimated 11% increase in employment and tax revenue.

5.1.2 Financing Arrangements

Since 2010, government expenditures have grown primarily due to statutory expenditures such as wages and salaries, interest payments, amortization, pensions and gratuities and compensations. During the implementation of MGDS III, Government policy will be to slow recruitment and manage annual salary adjustments so that the wage bill will not grow beyond 15 percent. Government will also minimize growth in arrears and domestic borrowing by converting short-term debt instruments into long-term debt instruments. Pensions and gratuities will gradually move to the contributory scheme so as to minimize growth in the “pay as you go” scheme. By decelerating growth in these expenditure lines, resources can be made available for the flagship projects.

5.1.3 Domestic Resource Mobilization

Government will continue to focus on the policies aimed at expanding the revenue base and stimulating investment and economic activities. These will include a comprehensive review of the tax

system in order to: (i) develop an efficient tax system; (ii) broaden the tax base by including the huge informal sector which is under-represented within the tax net; (iii) develop tax incentives that promote investments in support of National Development Goals; and (iv) establish ways of improving the tax refund system.

The Malawi Revenue Authority will commission an Integrated Tax Administration System (ITAS) to modernize tax administrative processes, including electronic payment of taxes, electronic filing of tax returns and introduction of risk-based audits for both customs and domestic taxes.

These measures will increase investment expenditure in the flagship projects, enabling quick wins during the medium term and long-term sustainability pathways. The flagship projects are expected to spur economic growth and development.

5.1.4 PPP Financing

With the emergence of private sector investors in major growth sectors such as energy, water, communications, and government policy will promote financing of flagship projects through Public-Private Partnership arrangements. In the initial year of MGDS III, feasibility studies for the flagship projects will be undertaken in order to attract investors.

5.1.5 Capital Market Development

Malawi's capital market remains underdeveloped. This has resulted in sub-optimal investment in areas that are critical to the country's development. The savings-investment gap is too wide to allow the heavily short-term deposits to be stretched to long-term investment. There is a huge demand and supply imbalance for long-term securities. The stock market only trades in equities with no corporate bond issuances. While the Government has issued bonds, there is little secondary trading.

Furthermore, the prevailing macroeconomic environment constrains the development of the capital market. High inflation and interest rates prevent businesses from taking long-term investment decisions while high-budget deficits and uncertainty of donor support has led Government to borrow largely through short-term instruments.

In order to develop a vibrant capital market that is able to fund the long-term investment needs of both the public and private sector, the Government will provide a supportive policy, regulatory and institutional framework to spur long-term economic growth.

Government will promote a broad spectrum of financing instruments; facilitate redirection of funds from short-term investments to long-term projects; issue long-term debt securities to enable a yield curve for private and public instruments; encourage long-term savings by expanding the mandatory pension scheme to the Government and the informal sector; strengthen the legal and regulatory framework for the capital market; and ensure a stable macroeconomic environment for the efficient functioning of the capital market.

5.1.6 Concessional Borrowing

To complement domestic resource mobilization efforts, the country should mobilize financing resources in large part through concessional borrowing. This will ensure that the Government debt is maintained at sustainable levels and that the private sector is not crowded out.

5.1.7 Improving Project Implementation

The Government will focus on the implementation of the flagship projects and review all the ongoing projects in the Public Sector Investment Program (PSIP) and address all inefficiencies. The DSGE model predicts a one percentage point increase in GDP growth for every 10 percentage point improvement in efficiency. This will be achieved through improvements in public expenditure governance, reduction of bureaucracy and corruption and better oversight roles in supervision of projects.

These gains assume that weather-related shocks are managed through enhanced forecast and early warning systems as well as climate proofing and disaster-risk reduction measures. The country will focus on up-scaling irrigation agriculture, but the majority of Malawian farmers will continue to depend on rain-fed agriculture that is prone to weather-related shocks.

5.2 Fiscal Policy

Government will continue to implement sound fiscal policy in the implementation of the MGDS III. Among others, investment expenditure will increase in the flagship projects identified in the priority areas. These projects will be financed from domestic resource mobilization through tax and borrowing through concessional arrangements. Increased investment will ensure achieving quick wins during the medium term and setting the foundation for long-term sustainability pathways. The identified flagship projects are expected to spur economic growth and development in the country through their multi-dimensional and integrated design. Government is geared towards achieving fiscal prudence to reduce public resources slippages by among other things improving on the public financial management.

5.3 Monetary Policy

Between 2012 and 2017, inflation has averaged 21.8 percent. Similarly, the rate at which commercial banks access funds from the Reserve Bank of Malawi has been maintained at 22 percent. Private sector credit has declined due to the high cost of borrowing. The Government is committed to ensuring that the commercial borrowing rate is affordable to the private sector in order to induce higher levels of investment. With a strict monetary policy, the country is expected to contain inflation to single-digit levels during the MGDS III implementation. Between 2017 and 2022, the inflation rate is projected to average 7.1% if the proposed policy intervention is adopted.

5.4 Projected Macroeconomic Trend

The average GDP growth rate during the MGDS III implementation is expected to be 6.2%. This assumes an investment of US\$1.2 billion financed by both the public and private sector. Public sector policy instruments will encourage private sector participation in the development of the country. The table below illustrates the trend of the major macroeconomic variables in the medium term.

National Accounts and Prices					
Percent Growth					
	2018	2019	2020	2021	2022
Inflation	5.6	7.1	7.7	7.5	7.7
GDP deflator	6.6	8.2	9.0	8.4	8.7
Total consumption	4.9	5.0	5.0	4.9	5.1
- Private consumption	5.4	5.5	5.5	5.5	5.7
- Non-profit institutions	3.7	3.7	3.7	3.7	3.7
- Government	3.1	2.7	2.5	2.3	2.2
Total Investment	7.0	7.1	7.1	7.2	7.2
- Government	12.0	12.0	12.0	12.0	12.0
- Private	6.0	6.0	6.0	6.0	6.0
GDP	6.9	6.4	6.1	6.2	6.1

External Sector Percent of GDP					
	2018	2019	2020	2021	2022
Export of goods and services	28.3	28.1	27.7	27.5	27.2
Import of goods and services	41.4	40.2	38.9	37.9	36.9
Current account balance	-3.8	-3.2	-2.9	-2.5	-2.3
Overall balance	2.5	2.5	2.3	2.2	2.0

Central Government Percent of GDP					
	2018	2019	2020	2021	2022
Total revenue and grants	29.7	28.8	27.9	27.2	26.6
- Tax and non-tax revenue	24.8	24.2	23.7	23.4	23.1
- Grants	5.0	4.6	4.2	3.8	3.5
Total expenditure	32.8	31.1	29.7	28.6	27.7
Overall balance	-3.0	-2.3	-1.8	-1.4	-1.1
Government saving	0.4	1.3	1.9	2.5	3.0

Source: Ministry of Finance, Economic Planning and Development

5.5 Government Revenue and Grants

Success of the implementation of MGDS III depends on the availability of financial resources. While a large proportion of the financing will be through the budget, private sector and other sectoral stakeholders will be key in implementing the strategy. In the medium term, total revenues and grants are expected to average 28 percent of GDP. Total expenditure is projected to outweigh the revenues. Although the country is projecting fiscal overruns in the medium term, the imbalance is projected to decline in the medium term.



CHAPTER 6: KEY PRIORITY AREAS

6.1 OVERVIEW OF KEY PRIORITY AREAS

The MGDS III intends to concentrate on fewer development areas as opposed to the previous development strategy. The idea is to maximize social and economic benefits of all the investments that will be done in the period. In addition, MGDS III is designed to create a platform for sustainable and inclusive development by putting emphasis on development areas that have a multiplier impact. The choice of the five priority areas as articulated below was based on the linkages and impacts they have on the three sustainable development pillars of environment, social and economic. They were arrived at through nation wide consultations, recommendations from MGDS II comprehensive review, impact analysis, sector interlinkages and iSDG model. As such, priority areas were identified and confirmed. The effective implementation of the Key Priority Areas will translate into integrated impacts which will affect other sectors through positively reinforcing multiple loops.

For example, investments in the priority area of Agriculture and Climate Change Management will contribute to national food security, nutrition enhancement, environmental management, agro-processing, value addition, rural development, manufacturing and trade. Investment in the priority area of Education and Skill Development will promote increased productivity, youth employment and technology adoption, Investment in Energy, Industry and Tourism Development will increase employment, productivity at household, regional and national levels, export promotion and net trade. Investment in Transport and ICT Infrastructure will augment agribusiness, private sector development, education and health services, tourism development, global partnerships, as well as security enhancement. Finally, investment in Health will enhance productivity among the labour force, land-use planning and human settlements and reduce the human and economic tolls of disease while also reducing unemployment and gender inequality.

It is expected that cross-cutting areas will be mainstreamed into the priority areas in the years of MGDS III implementation. The cross-cutting areas include gender balance, youth development, empowerment of persons with disability, HIV and AIDS management, environment and climate change management, disaster risk reduction and governance.

The MGDS III implementation will be anchored in good governance. The withdrawal of direct support to the national budget from some development partners has created a shortfall in the fiscal space. Incidences of corruption have eroded public trust in government and caused misallocation of resources. This points to the urgent need for strong governance and reliable judicial systems to implement MGDS III. In this way, the MGDS III will realize its objective of fostering a productive, competitive and resilient nation.

6.2 AGRICULTURE, WATER DEVELOPMENT AND CLIMATE CHANGE MANAGEMENT

Agriculture remains key for Malawi in terms of driving economic growth and development of the country. Traditionally, the agriculture sector has been composed of subsistence and a commercial subsector growing the cash crops of sugar, tea, tobacco and cotton. The sector accounts for around 28 percent of the country's GDP and contributes over 80% of the country's national export earnings. Approximately 64.1% of the country's workforce contributes to the sector which is also critical to the nation's food security. Population growth has reduced the number of square kilometers of arable land per person. A far more productive agriculture sector is needed to harvest sufficient food to keep pace with demand.

The sector's productive capacity is undermined by climate change, as well as post-harvest losses, lack of agriculture diversification, low irrigation development, small landholding sizes, land degradation, under-use of meteorological information and underdeveloped market systems. Between the periods

of 2017-2022, ADMARC⁷ depots will be better utilized to protect rural communities from price volatility. It is expected that ADMARC markets will assist rural farmers in selling their farm produce and simplifying access to improved seed and other agricultural inputs.

Realizing that climate change has adverse impacts on the agriculture sector, a number of adaptation and mitigation strategies will be put in place to address the adverse effects of climate change on the sector. Adaptation will enhance preparation for and negate the effects of climate change, thereby reducing its impact on vulnerability of communities and ecosystems. On the other hand, mitigation avoids escalating the risk of climate change by reducing further release of Green House Gases (GHGs) and by sequestration of GHGs from the atmosphere. Both adaptation and mitigation are not only relevant in agriculture sector, but also other areas. The other affected areas include environment, forestry, water resources, parks and wild life, women and youth productivity, child development, health, education, energy, industrial production and transportation.

Projects addressing climate change in Malawi have tended to be small, fragmented pilot projects. In contrast, MGDS III will involve a systemic approach to promote agro-processing, value addition and manufacturing initiatives, while enhancing ecosystem integrity. Efforts will focus on developing water resources and ensuring that they are sustainably managed to support interventions in agriculture, health, energy and transport sectors. Sustainable approaches to harnessing water for irrigation will minimize water shortages, environmental degradation, social conflicts and health risks. In addition, due to climate change, water reservoirs do not get adequately replenished. This affects ground waters which call for water recharge mechanisms. It is required for government and all stakeholders to conserve water and improve access to potable water.



⁷ADMARC is the Agricultural Development and Marketing Corporation, a Government-owned parastatal founded in 1971 to promote the Malawian economy by increasing the volume and quality of agricultural exports.

Considering that effective response to climate change is context-specific and often best addressed at the local level, timely, site specific and accurate weather forecasts is essential. While the Malawi meteorological service sector has provided useful information, the sector is facing challenges such as fewer functional observational stations, shortage of trained personnel, vandalism of equipment, weak telecommunications support systems, and inadequate data processing and information dissemination facilities. These challenges compromise service delivery to meet national, regional and international benchmarks. Redress of climate impact span other sectors such as waste management, transport industry and other carbon emitting sectors so that mitigation and adaptation activities go beyond management of weather variations. Addressing these challenges will ensure that actors in climate sensitive sectors can make informed decisions. The government will also focus on strategies that mitigate the effects of climate change and empower women, the youth and vulnerable groups as enshrined in the National Agriculture Policy (2016).

Goal

To achieve sustainable agricultural transformation and water development that is adaptive to climate change and enhances ecosystem services.



TABLE 3: OUTCOMES AND STRATEGIES FOR AGRICULTURE, WATER DEVELOPMENT AND CLIMATE CHANGE MANAGEMENT

Outcome	Strategy
AGRICULTURE	
Increased agricultural production and productivity	<ul style="list-style-type: none"> ● Promoting and strengthening agricultural extension and rural advisory services. ● Supporting inclusive agricultural innovation systems for research, technology generation, and dissemination. ● Increasing agricultural mechanization ● Promoting infrastructure investments for large scale irrigation schemes. ● Facilitating and supporting improved coordination and capacity as well as infrastructural development for improved agricultural service delivery. ● Promoting reforms of agricultural institutions and programmes to make them more sustainable and cost effective.
Increased land under irrigation	<ul style="list-style-type: none"> ● Developing areas with irrigation potential ● Conducting and promoting research and use of appropriate technologies in irrigation ● Enhancing technical and institutional capacities in irrigated agriculture.
Increased agricultural diversification	<ul style="list-style-type: none"> ● Promoting diversified crop livestock production and utilization ● Promoting and encouraging sustainable fisheries management and commercial aquaculture development.
Improved nutrition and food security	<ul style="list-style-type: none"> ● Fostering adequate market supply of diverse and nutritious foods ● Promote technologies that reduce post-harvest losses in storage, preservation and food processing ● Promoting private sector investments in production, processing and marketing of high quality nutritious foods; including complementary food. ● Promoting bio-fortification and fortification of major staple food. ● Promoting food and nutrition education for all ● Promoting education and research into use, propagation and conservation of indigenous Malawian food.
Increased agriculture market development, agro-processing and value addition	<ul style="list-style-type: none"> ● Promoting regional and global exports of value-added agricultural commodities. ● Supporting improvements in quality standards and grading systems for all agricultural commodities. ● Promoting the development of efficient and inclusive agricultural value chains. ● Facilitating the creation of new structured markets, especially in oilseeds, sugarcane, livestock, and animal feed and fisheries products. ● Strengthening and harmonizing agricultural market information systems. ● Ensuring transparency in trade policies and regulations. ● Promoting agricultural value addition and agro-processing. ● Coordinating and strengthening agricultural marketing.

Outcome	Strategy
AGRICULTURE	
Enhanced agricultural risk management	<ul style="list-style-type: none"> ● Promoting climate-smart agriculture and sustainable land and water management. ● Promoting integrated soil fertility management.Promoting sustainable irrigation in crop production. ● Promoting integrated conservation and utilization of Malawi’s rich agro-biodiversity. ● Promoting market risk management. ● Harmonize key messages and incentives on climate-smart agriculture and sustainable land and water management. ● Promoting integrated pest and disease management.
Increased empowerment of the youth, women, persons with disability and vulnerable groups in agriculture	<ul style="list-style-type: none"> ● Promoting establishment of cooperatives. ● Promoting access to, ownership and control of productive resources. ● Promoting agricultural education and technical training for women, youth, and vulnerable groups. ● Promoting access to finance for women, youth and vulnerable groups in agriculture.
WATER DEVELOPMENT	
Increased access to water resources	<ul style="list-style-type: none"> ● Improving efficient and sustainable use of water in all irrigation schemes. ● Supporting integration of irrigation in power generation in sustainable water management investment. ● Enhancing rainwater harvesting, conservation and utilization; ● Improving water supply in rural and urban areas. ● Promoting empowerment of local communities to properly develop and manage catchment areas.
Enhanced integrated water resources management at all levels	<ul style="list-style-type: none"> ● Institutionalizing practical Operations and Maintenance (O&M) framework at all levels. ● Promoting community-based management of rural water supply facilities. ● Strengthening monitoring and evaluation system for water utilization and management. ● Promoting scientific research and investigation.
CLIMATE CHANGE MANAGEMENT	
Improved weather and climate monitoring for early warning, preparedness and timely response.	<ul style="list-style-type: none"> ● Promote effective and efficient generation, analysis and utilization of reliable, responsive, high quality, up to date and timely climate services. ● Improving spatial (by area and agro-ecological zone) weather and climate monitoring and prediction systems through automation and other IT advances.

Outcome	Strategy
CLIMATE CHANGE MANAGEMENT	
Strengthened policy operating environment for climate change and meteorological services	<ul style="list-style-type: none"> • Harmonizing climate change related policies. • Developing and enforcing legal and regulatory framework in climate change management. • Mainstreaming climate change issues in sectoral policies, plans and programmes.
Enhanced community resilience to climate change impacts	<ul style="list-style-type: none"> • Promoting the adoption of low carbon emission development strategies. • Improving adoption of climate change adaptation and mitigation measures. • Enhancing cross sectoral coordination of climate change programmes. • Improving access to domestic bilateral and multilateral climate financing and private sector investments.
Enhanced climate change research and technology development	<ul style="list-style-type: none"> • Promoting research, technology development and transfer in climate change and meteorology.

6.3 EDUCATION AND SKILLS DEVELOPMENT

An educated and skilled population will help Malawi achieve economic growth and the SDGs. Malawi's high unemployment rate of over 20% is linked to its need for educational reform. Basic literacy among adults is estimated at 65.75%⁸. Clearly, there is a need for adult literacy programmes. Providing Functional Adult Literacy Programmes will give young people and adults who did not complete primary school an opportunity to achieve literacy.

Malawi needs to improve its transition rate from primary to secondary and from secondary to tertiary level education. As of 2017, only 16% of children transition from primary to secondary school, and of those, only 8% move on to tertiary education. The youth who complete their secondary education and do not proceed to higher education tend to be unemployed.

In order to match educational curriculum with the needs of the current labor market, the education system needs to be reformed, specifically with regard to STEM⁹ subjects and entrepreneurship to develop a pipeline of talent for the STEM-related job market. Investment in STEM education will help the country to produce a demographic dividend through improved productivity. This is in line with the SDGs interest in ensuring quality education for all.

Increased access to training and skills development opportunities regardless of class, gender, age and disability in our society is pivotal towards capacity development and empowerment among all Malawians especially the disadvantages. The shortage of skills development should be addressed in order to enable the Malawians provide labour and contribute towards productivity in the economy. Education reforms



⁸UNESCO Institute for Statistics (2016)

⁹STEM stands for Science, Technology, Engineering and Mathematics

shall include focus on innovation, skills development, science & technology, and entrepreneurship. This will ensure relevance of our systems to the needs of the industry and prepare young men and women for productive employment within and outside Malawi.

Sustainable development of the country hinges upon participation of all people by devoting their energy and skills to various available opportunities.

However many Malawians are illiterate such that they face challenges to participate in planning and implementation of development intervention. Therefore adult literacy will be emphasized to help illiterate population to understand and translate issues for the advancement of their life. In Malawi, literacy rate is estimated at 65.75% of which for males is 73% and 59% for females (2016 UNESCO Institute for Statistics). This therefore calls for enhanced Functional Adult Literacy Programme to give a chance to young people and adults who dropped from primary school and those who did not attend school to offer them learning opportunities.

Goal

Improve quality and relevant education and skills for all.

TABLE 4: OUTCOMES AND STRATEGIES FOR EDUCATION AND SKILLS DEVELOPMENT

Outcome	Strategy
BASIC EDUCATION	
Improved access and equity to Early Childhood Development (ECD)	<ul style="list-style-type: none"> • Promoting Early Childhood Development active feeding and stimulation-learning activities at an early stage for all children. • Promoting early detection, intervention and inclusion of children with special needs. • Promoting early childhood care for orphans and vulnerable children.
Improved quality ECD services for children in Malawi	<ul style="list-style-type: none"> • Enhancing service delivery that promotes gender equality values in ECD. • Strengthening the institutional framework for the delivery of ECD services.
Improved quality and relevance of primary education	<ul style="list-style-type: none"> • Improving teaching inputs to facilitate more effective learning. • Reducing class sizes to facilitate more effective learning through progressively recruiting trained teachers. • Enhancing the relevance of primary school curriculum. • Ensuring the availability of Teaching and Learning Materials (TLM) including for special needs learners. • Reinforcing inspection and supervision system of primary education. • Improving incentives to teachers and supervise their performance. • Improving access to basic health services that meet girls' and boys' needs in all primary schools. • Regulating and standardizing private sector participation in basic education.
Improved access and equity in basic education	<ul style="list-style-type: none"> • Improving net school enrolment and completion rates, including for those disadvantaged by gender, poverty, special needs and geographical location. • Improving, expanding and maximizing the use of permanent infrastructure such as classrooms, school facilities and teachers' houses.

Outcome	Strategy
BASIC EDUCATION	
	<ul style="list-style-type: none"> • Strengthening complementary basic educational modalities for learners including Interactive Radio Instructions (IRI) and Open and Distance Learning. • Building and upgrading education facilities that are child, disability and gender sensitive and provide safe and effective learning environment. • Introducing comprehensive programmes at the formal and non-formal levels including adult education.
Improved governance and management of basic education	<ul style="list-style-type: none"> • Mobilizing communities to participate in school development and management activities. • Monitoring performance and strengthening internal efficiency of basic education system. • Ensuring full decentralization of education services.
SECONDARY EDUCATION	
Increased access to secondary education for both boys and girls and those with special needs	<ul style="list-style-type: none"> • Constructing and expanding secondary school physical infrastructures that are disability and gender sensitive. • Providing bursaries and cash transfers to disadvantaged learners. • Supporting mainstreaming of special needs in secondary education. • Increasing number of qualified teachers equitably deploying them in secondary schools.
Improved quality of secondary school education	<ul style="list-style-type: none"> • Providing TLM to secondary schools. • Enhancing the relevance of secondary school curriculum. • Reinforcing inspection and supervision system of secondary education.
Improved governance and management of secondary education.	<ul style="list-style-type: none"> • Ensuring full decentralization of secondary education services.
HIGHER EDUCATION	
Improved access and equity in higher education	<ul style="list-style-type: none"> • Institutionalizing Public-Private Partnership (PPP) in higher education. • Providing targeted scholarships and loans to needy students in both accredited public and private universities. • Providing alternative modes of higher education provision. • Providing special needs programmes and related resources and facilities.
Improved quality of higher education	<ul style="list-style-type: none"> • Expanding higher education infrastructure. • Improving usage and access of ICT in higher education. • Promoting research, technology development and transfer in all higher education institutions. • Developing higher education institution programs that are relevant to the prevailing needs of the nation.

Outcome	Strategy
HIGHER EDUCATION	
Improved Governance System of higher education	<ul style="list-style-type: none"> • Harmonizing higher education institutions' Legislation. • Encouraging cost sharing and fundraising activities in all public universities. • Legislating the National Qualification Framework. • Establishing collaboration mechanisms with external colleges and universities. • Strengthening higher education ICT and Management Information System.
ADULT LITERACY	
Reduced illiteracy levels among adults for effective participation in socio economic development	<ul style="list-style-type: none"> • Establishing a clear linkage with formal education and other economic activities • Establishing more literacy centers and accessible to male and female learners. • Enhancing access to and providing quality post literacy initiatives. • Promoting participation of the public and private sectors in the delivery of adult literacy. • Enhancing coordination, collaboration and partnership between government and non-state actors in adult literacy provision is improved.
SKILLS DEVELOPMENT	
Improved access and equity in skills development training	<ul style="list-style-type: none"> • Increasing training centres for skills development in the artisanal, technical and professional fields. • Ensuring the equitable participation of women and other marginalised groups in skills development training. • Providing financial support to needy students particularly girls in accredited training institutions. • Enhancing workforce capacities and supportive systems.
Improved productivity and quality of labour force	<ul style="list-style-type: none"> • Providing necessary and relevant equipment and skills for teachers in the training centers. • Linking up training institutions to companies for hands-on training. • Reviewing secondary education curriculum to inspire students to take up blue-collar jobs. • Established national volunteer service program.
Increased gainful and decent employment for all	<ul style="list-style-type: none"> • Eliminating worst forms of child labour. • Promoting decent employment in both formal and informal sectors. • Enhancing compliance to labour standards. • Transitioning the informal economy.

6.4 ENERGY, INDUSTRY AND TOURISM DEVELOPMENT

Energy is the lifeblood of the economy as it serves as a crucial input to all economic and social services. A well-developed and comprehensive energy sector can improve service delivery and increase outputs in industries such as manufacturing, trade, tourism and other services. Access to clean, reliable, reasonably-priced and sustainable energy supply is central to maintaining and improving the living standards of people. It enables communities to power homes, schools, health facilities and support productive businesses. However, in Malawi, energy has been inadequate to satisfy the current demand both for industry and domestic use.

Malawi is endowed with a wide variety of energy sources including coal, fuel wood, solar, hydro and wind. However, Malawi depends largely on biomass as its major source of energy. Biomass produces 89% of all energy, while electricity contributes just 3% of Malawi's energy. The current demand of electricity is at 600 Megawatts (MW), but the country is producing around 351MW, a figure which itself is declining due to small amounts of rainfall. Interventions in this sector should increase production and access to sustainable energy.

Industrialization and structural transformation of the economy are essential to maintain the long-term economic growth of a country. This is needed to raise per capita income, create sufficient rural and urban jobs and viable entrepreneurship opportunities for both men and women, widen the tax base to finance Malawi's welfare requirements and address an unsustainable trade deficit. Industrialization also benefits other sectors such as Tourism, Health and Education, all of which rely on energy development. Attention will also be placed on mining exploration, extraction and regulation to unleash the sector's potential and empower the rural masses who live around mining sites.

The Tourism sector contributed 7% of the GDP and accounted for 6.2% of total employment in 2016¹⁰. If developed, it can promote job creation in both urban and rural areas. Tourism also creates a demand for farm and lake produce as well as for services such as carpentry, plumbing, repairs, taxis/transport, and sale of curios and other goods to tourists. Tourism is therefore an important factor in the economic development of the country.

Malawi has a diversity of natural, cultural and man-made attractions with great potential for tourism development. Unfortunately, the natural resource base is facing tremendous pressure from unsustainable and illegal activities. Mulanje cedar for example, is a species of tree native to Mulanje Mountain that is on the verge of extinction from the wild as only seven trees are remaining. The black rhino was hunted almost to extinction and has only been reintroduced through PPP arrangement to



¹⁰Malawi Economic Report (2016)

boost the Tourism sector. Improved management and conservation of wildlife and cultural resources are critical.



In addition, Malawi has a rich and diverse cultural heritage. There are several distinct ethnic communities in Malawi and each possesses a unique set of cultural practices, beliefs and values. Common among the ethnic societies of Malawi are the humility and friendliness of its people which has earned the nation the name, “Warm Heart of Africa.” However, with the increased influence of globalization and foreign cultural practices and norms, in addition to Malawi's transition to democratic ideals, different indigenous cultural practices risk being forgotten or exploited. There is therefore a need to put in place measures that will ultimately translate to sustainable revitalization, preservation, conservation and promotion of Malawi's cultural heritage for posterity, education and eco-tourism.

Goal

Provide sufficient sustainable energy for industrial and socio-economic development.

TABLE 5: OUTCOMES FOR ENERGY, INDUSTRY AND TOURISM DEVELOPMENT

Outcome	Strategy
ENERGY	
Improved access to reliable and sustainable energy supply.	<ul style="list-style-type: none"> • Ensuring reliable supply of electricity to key social and economic development areas. • Ensuring the connectivity to the international power grid. • Constructing additional hydro power stations along major rivers. • Promoting private sector investment in energy generation and distribution through PPPs and Independent Power Producers (IPPs).
Improved access to affordable alternative sources of energy.	<ul style="list-style-type: none"> • Promoting the use of energy efficient technologies and designs. • Promoting the production and use of alternative sources of energy.
Enhanced use of renewable and clean energy in the underserved communities	<ul style="list-style-type: none"> • Ensuring sustainable fuel wood management. • Promoting the use of renewable and clean energy. • Promoting sustainable environmental and social management principles in energy development programs.

Outcome	Strategy
INDUSTRIAL DEVELOPMENT	
Improved environment for investment and private sector development	<ul style="list-style-type: none"> • Addressing barriers to investment for both local and foreign investment. • Broadening the one-stop centre initiative. • Establishing special economic zones (SEZs) and business sourcing initiatives. • Reforming the regulatory framework. • Creating a platform to link up players for market access and competitiveness. • Providing rational incentives throughout the supply chain.
Increased production and export of manufactured products	<ul style="list-style-type: none"> • Developing industrial extension program linking farmers and agro-processing industries. • Promoting diversification of export goods and services. • Promoting dissemination of products and market information. • Negotiating for preferential market access for Malawi products. • Increased capacity for standards certification of products and services.
Enhanced production and sound management of non-renewable resources	<ul style="list-style-type: none"> • Reviewing legal and institutional framework. • Enforcing legislation on sustainable use and management of mineral resources including sand mining. • Improving transparency in the management of the sector through the Extractive Industries Transparency Initiative (EITI). • Increasing exploration and mining of mineral resources; and • Improving participation and regulation of artisanal, small and medium scale miners.
TOURISM	
Improved investments in tourism support infrastructure	<ul style="list-style-type: none"> • Ensuring participation of local investors in the tourism industry. • Increasing data gathering and analytical capacity for tourism statistics. • Promoting Malawi as tourism investment destination. • Zoning and developing prime land for tourism investment. • Creating conducive environment for tourism investment.
Improved quality of tourism products and services	<ul style="list-style-type: none"> • Promoting conservation of wildlife and culture. • Enhancing marketing of Malawi's tourism products. • Promoting eco-tourism. • Enforcing tourism industry standards and planning controls. • Strengthening institutional capacity to manage and conserve protected area and ecosystems. • Promoting and regulating wildlife farming and utilization. • Encouraging community wildlife conservation and monitoring. • Improving law enforcement and effectiveness.

Outcome	Strategy
TOURISM	
Improved conservation and management of cultural heritage resources	<ul style="list-style-type: none"> • Developing and maintaining cultural and natural heritage sites. • Promoting the preservation of museum artefacts and specimens and upgrading retrieval system. • Facilitating construction of community cultural infrastructure. • Developing and updating cultural legal framework. • Preserving Malawi's history and positive cultural values.

6.5 TRANSPORT AND ICT INFRASTRUCTURE

Transport and ICT are pivotal in accelerating growth of other sectors and act as enablers for poverty reduction and wealth creation. Access to safe, affordable and sustainable transport and ICT is critical toward enhancing the economic competitiveness of any country. Efficient transport systems are associated with economic and social benefits that result in multiplier effects such as improved accessibility to markets, particularly for rural populations, employment and enhanced investments. On the other hand, ICT forms the backbone of business activity, productivity, trade and social advancement. When pursued together, Transport and ICT rely on each other with Intelligent Transportation System (ITS) requiring the use of ICT for effective and efficient outcomes and in return the transport network supports ICT activities. The 2017 Global Competitiveness report ranks Malawi's infrastructure extremely low on position 135 out of 138 economies, which is well below other SADC countries. High transport costs in part result from the country's landlocked position and poor infrastructure. Population growth has undermined the progress made towards infrastructure development. In this regard, a conducive environment will be provided for continued investments in maintenance, expansion and modernization of infrastructure with greater emphasis on Transport and ICT.



Malawi has a multi-modal system consisting of road, rail, air and inland water transport. The country's transport system is dominated by road which carries more than 70% of internal freight and close to 90% of international freight. The road network provides access to only about 26% of Malawi's population. An efficient rail and water transport is cheaper to road transport especially for bulk freight over long distances. However the rail routes remain unreliable because of poor infrastructure and the water transport is not fully developed with dilapidated ports infrastructure. In this respect, focus will be on developing road, rail, air, and water transport infrastructure including development of Nsanje World Inland Port as a way of improving multi-modal transport.

While Malawi's contribution to global GHG emission is negligible, implementing some activities under climate change mitigation would have major economic, environmental and health benefits. Enforcing

vehicle emission standards would improve fuel efficiency.

ICT continues to contribute significantly towards GDP and could be further nurtured to enhance its performance. The ICT faces several challenges including high cost of ICT services and sporadic provision of services in terms of coverage. The mobile network coverage rate is impressive at 85%; however, the network availability is intermittent and has not spurred development. The country has a tele-density of about 19% which is below the SADC regional average of around 40%. The country has 22 licensed Internet Service Providers (ISPs) with 10 active ISPs serving a limited customer base. The focus therefore will be to increase coverage, affordability and utilization of ICT by ensuring universal access to ICT infrastructure.

Goal

Develop a safe, affordable, reliable, equitable and sustainable transport and ICT infrastructure.

TABLE 6: OUTCOMES AND STRATEGIES FOR TRANSPORT AND ICT INFRASTRUCTURE

Outcome	Strategy
TRANSPORT	
Reduced travel time and costs for persons and goods	<ul style="list-style-type: none"> • Undertaking systematic maintenance and rehabilitation of infrastructure such as road network; • Ensuring an integrated, well- managed, viable and sustainable transport infrastructure.
Improved transport reliability, levels of service and efficiency	<ul style="list-style-type: none"> • Providing a framework for the development of an efficient transport system; • Promoting intermodal competition or complementarity, where feasible; • Providing safe, reliable, effective and efficient transport operations; • Developing an efficient and productive maritime transport infrastructure.
Enhanced access to local and international markets	<ul style="list-style-type: none"> • Developing transport corridors in order to improve the competitiveness of Malawian goods and services on the regional and international markets; • Developing the Nsanje World Inland Port.
Improved access to inclusive social and public services	<ul style="list-style-type: none"> • Providing access to safe, affordable and sustainable transport system with special attention to the needs of those in vulnerable situations including persons with disability, pedestrians and cyclists; • Promoting an environmentally sustainable and climate resilient transport system.
Reduced accidents and their derived human and economic costs	<ul style="list-style-type: none"> • Reviewing and enforcing transport regulations.
Increased private sector investment in the operation and management of transport infrastructure	<ul style="list-style-type: none"> • Mobilizing private businesses to engage in transportation sector to improve competition; • Promoting PPP in operation and management of transport infrastructure, such as toll-gates.

Outcome	Strategy
INFORMATION COMMUNICATION AND TECHNOLOGY (ICT)	
Increased access to information and communications services	<ul style="list-style-type: none"> • Promoting the participation of community broadcasting stations, private couriers and privately owned telecommunication service providers; • Improving regulatory framework of the ICT sector; • Developing public online services; • Promoting community ICT and multipurpose information centre.
A well-developed ICT broadband infrastructure service provision	<ul style="list-style-type: none"> • Improving broadcasting distribution, content and coverage; • Creating a conducive environment to attract investment in ICT infrastructure and services; • Enhancing enforcement of ICT regulation to protect the public from undesirable effects of ICT; • Promoting integration of ICT into core sector policies, strategies and operations; • Developing a reliable, fast, adaptive and robust ICT infrastructure.
Increased stock of ICT skilled and industry ready workforce in public and private sector institutions.	<ul style="list-style-type: none"> • Intensifying ICT research education and training in all sectors; • Developing capacity to generate reliable and accurate local content.
Improved efficiency in postal services	<ul style="list-style-type: none"> • Introducing economic and social services in the Postal Sub-sector; • Enhancing the current postal services; • Promoting innovations in postal services.



6.6 HEALTH AND POPULATION


Health is the linchpin for social economic development. Improving health outcomes is essential and also a prerequisite for increased national productivity, accelerated economic growth and poverty reduction. Health has significant trickle-down social-economic effects on other key elements of development including population, education, agriculture, and industry, among others.

Health and population are intervening variables in their interactions with development. These are determinants as well as consequences of each other. For instance, health status influences all components of population change as it directly and indirectly affect levels of mortality, fertility and migration. Conversely, a high population growth rate contributes to increased need for basic necessities of life such as food, health and shelter.

Malawi has made substantial health gains under the MGDS II. MGDS II targets for under-5 mortality and infant mortality were surpassed, 63/1000 live births against a target of 78/1000 live births for the former and 42/1000 live births against a target of 45/1000 for the latter. There was also a steady decline in the Maternal Mortality Ratio (MMR) which was estimated at 439/100,000 live births in 2016, down from 675/100,000 in 2010. The HIV prevalence among women and men age 15-49 age decreased between 2010 and 2016 from 10.6% to 8.8%. Neonatal Mortality Rate (NMR) was estimated at 27/1000 live births in 2016, down from 31/1000 live births in 2010. Despite the progress, Malawi's MMR and NMR are among the highest in Sub-Saharan Africa. Malawi also has a low life expectancy at birth, 57 years for males and 60 years for females. Malawi suffers from a high disease burden from communicable diseases and an increasing burden from non-communicable diseases (NCDs).

Malawi has one of the world's highest population growth rates at 3% per year. If the population grows at its current rate, it is expected to double by 2054. Amidst high fertility rates, Malawians increasingly desire smaller families. While the current average family size is about 4.4, ideal family size, as reported by both men and women, is 3.7. Thus, the continued high population growth rate is an indicator of several development failures, including high rates of child marriage, teenage pregnancies, and lack of access to and use of quality family planning services.

The healthcare system in Malawi faces many challenges, including shortage of essential medical products and technologies; high vacancy rates for human resources for health, inadequate medical



equipment and infrastructure; parallel data reporting systems which weaken the mainstream monitoring and evaluation system and weak governance structures at all levels.

The growing population places a rising demand for healthcare services amidst limited resources. In terms of investment in the health sector, Malawi has the lowest per capita investment in Southern Africa, at \$39 against the SADC regional average of \$229 and is highly dependent on external resources. Even with this little investment, Malawi is the only country that offers free public healthcare in the entire region. Moreover despite high poverty levels, households' out-of-pocket (OOP) expenditure for health stands at 24% of household income which is one of the highest in Africa. This is in contradiction with the Universal Health Coverage (UHC) policy on health-financing which recommends that countries move towards reducing the financial burden on households when accessing healthcare.

Adjusting for population growth in 2022, Malawi will need to spend at least \$775 million on health per year just to maintain the status quo, and about US\$2.8 billion per year to meet the SADC average, compared to the 2017-2018 health budget allocation of approximately US\$177 million.

Between 2017 and 2022, Malawi will be working to ensure that all Malawians access quality of healthcare. To this end, there is need to increase investment to programmes such as modern family planning. This is crucial to the nation's economic and social success; unlocking people's potential to achieve sustainable development.

Goal

Improve health and quality of the population for sustainable socio-economic development.

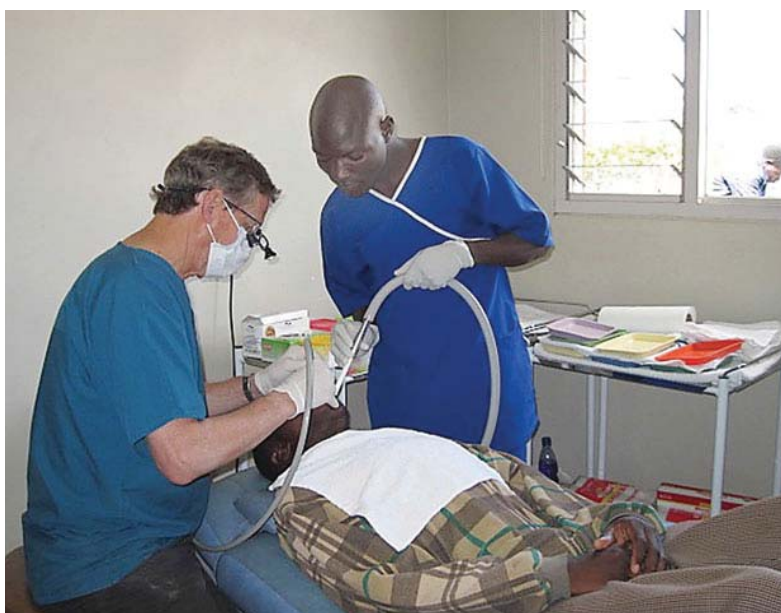


TABLE 7: OUTCOMES AND STRATEGIES FOR HEALTH AND POPULATION

Outcome	Strategy
HEALTH	
Effective health sector planning at all levels	<ul style="list-style-type: none"> • Strengthening health organizational structures at national, regional and facility level; • Implementing full decentralization in the technical, administrative, and management functions of the health sector; • Increasing utilization of Health Management Information System (HMIS); • Promoting evidence-based decision making in the health sector.
Improved access and equitable health service delivery	<ul style="list-style-type: none"> • Strengthening healthcare systems at community level; • Expanding comprehensive primary and reproductive health care programmes; • Promoting community participation in planning, implementation, and Monitoring and Evaluation (M&E) of health issues; • Improving health infrastructure in health facilities.
Improved quality of health services, patient safety and people-centered services	<ul style="list-style-type: none"> • Enhancing use of ICT in health care provision; • Strengthening cooperation with donor agencies as well as NGOs involved in the delivery of healthcare services; • Developing a harmonious working relationship between traditional and modern practitioners; • Improving health campaign initiatives; • Enforcing health policies and legislation at all levels.
Improved domestic financing for health	<ul style="list-style-type: none"> • Increasing allocation of national budget to health; • Expanding user fees and insurance schemes to ensure sustainability of health service provision; • Expanding Service Level Agreements (SLAs) beyond Christian Health Association of Malawi (CHAM) to include other private practice facilities.
Increased retention of human resources for health	<ul style="list-style-type: none"> • Building human resources capacity at all levels; • Developing a career structure that is inclusive of both male and female staff within areas of expertise and specialization.
Reduced incidence and prevalence of diseases	<ul style="list-style-type: none"> • Strengthening prevention and management of infectious diseases such as: malaria, bilharzia (schistosomiasis), tuberculosis, diarrhoeal diseases, acute respiratory infections, HIV/AIDS and sexually transmitted diseases; • Designing appropriate programmes to deal with emerging non-communicable diseases such as diabetes mellitus, hypertension, heart disease, cancer and other diseases; • Generating quality health information and make it accessible to all intended users for evidence-based decision-making.

Reduced morbidity and mortality due to malnutrition	<ul style="list-style-type: none"> • Increasing access to timely and effective management of common nutrition disorders; • Promoting nutrition education and counselling, especially amongst low income groups; • Integrating nutrition in value chains for nutrition improvement; • Promoting dietary diversity and consumption of high nutrient value by addressing the production and marketing bottlenecks particularly of fruits.
Improved hygienic and sanitation practices	<ul style="list-style-type: none"> • Providing and promoting use of improved and accessible sanitation facilities in all public places; • Promote adoption of safe water and sanitation practices at individual and household levels; • Improving management and disposal of both liquid and solid waste.
POPULATION	
Slowed population growth	<ul style="list-style-type: none"> • Promoting family planning and Sexual and Reproductive Health Rights (SRHR); • Improving access, delivery and utilization of sexual and reproductive health services to all; • Providing age-appropriate, comprehensive sexuality and reproductive health education for both in- and out-of-school youth.
Skilled and empowered youth population	<ul style="list-style-type: none"> • Increasing completion rate up to secondary school level for boys and girls; • Increasing access to affordable credit facilities for youth; • Creating job opportunities for the youth; • Introducing innovative school-based curriculum.
Increased maternal, neonatal, infant and child survival	<ul style="list-style-type: none"> • Ensuring increased utilization and access to Basic Health Package (BHP) within 5km radius; • Increasing distribution of Long Lasting Insecticide Nets (LLINs) for pregnant women and children; • Increasing coverage of immunization services.
Increased Policy and Legislative Measures focusing on population	<ul style="list-style-type: none"> • Developing a Population Act and a National Population Policy framework; • Addressing the vulnerabilities caused by population ageing; • Managing migration and urbanization; • Enforcing legislation against harmful practices that impact adversely on population and development including child marriage.
Effective population and development planning at all levels	<ul style="list-style-type: none"> • Integrating demography in national planning and development; • Strengthening national vital registration systems.
Increased awareness on population and development	<ul style="list-style-type: none"> • Intensifying Information Education and Communication (IEC) on population and development; • Reviewing cultural practices and discouraging those that impact adversely on population and development.



CHAPTER 7: OTHER DEVELOPMENT AREAS

7.1 FINANCIAL SERVICES

The financial sector plays a critical role in mobilizing and channeling financial resources for long-term investment and economic development of any country. The sector will be critical to achieving economic growth envisaged in this strategy as it will support the attainment of the objectives of the key priority areas through mobilization of both domestic and international resources. In order to meet the financing needs of the country's growing economy the financial system needs to be efficient, stable and inclusive.

Malawi's financial system is still developing. Some of the challenges facing the sector include:

- High interest rates
- Underdeveloped capital markets that remain narrow and illiquid, limiting access to long-term financing and the country's capacity for local debt and equity financing
- A lack of innovative financial instruments, notably those geared towards Micro, Small and Medium Enterprises.
- Lack of national identification system which makes it difficult for financial institutions to identify customers.
- Low financial literacy affecting the uptake of financial services and products.

Due to these challenges, 51% of the adult population in Malawi is without access to any type of formal or informal financial service. This is below the regional average. Many people lack savings accounts; credit from formal credit providers; and insurance. They rarely make or receive payments through formal channels, thereby increasing their financial vulnerability. The focus of MGDS III in the area of financial services will be access by all citizens to a range of high-quality financial services.

Goal

To create a vibrant, efficient, stable and inclusive financial sector that will meet the financing needs of all.




TABLE 8: OUTCOMES AND STRATEGIES FOR FINANCIAL SERVICES

Outcome	Strategies
Improved digital payments ecosystem in the financial service provision	<ul style="list-style-type: none"> ● Enhancing bank reach through broader distribution footprint. ● Increasing mobile money penetration and utilization. ● Empowering alternative financial services distribution channels (including the post office, retail chains and filling stations). ● Enhancing utilization of financial infrastructure such as national switch. ● Digitising Government payments (both receipts and payments). ● Supporting the enabling regulatory framework.
Increased savings and investment opportunities	<ul style="list-style-type: none"> ● Leveraging savings groups by exploring partnerships with formal financial service providers. ● Introducing voluntary personal pension targeting both formal and informal sector. ● Improving product development by service providers to make them relevant to the low income people and MSMEs. ● Facilitating issuance of long term debt instruments by the Government and other public and private institutions.
Increased access to credit targeting farmers and other MSMEs	<ul style="list-style-type: none"> ● Supporting expansion of microfinance institutions as the primary formal providers of MSME and agricultural credit. ● Facilitating extension of input credit to farmers through existing value chains. ● Creating an enabling environment to support growth of MSMEs and farmers. ● Establishing development finance institutions to support agriculture and MSMEs.
Increased insurance penetration to mitigate risks	<ul style="list-style-type: none"> ● Developing and implementing a strategy for the insurance sector to ensure sustainable growth of key sectors of the economy. ● Improving insurance business model. ● Developing regulatory framework for micro-insurance.
Enhanced consumer empowerment and effective financial education	<ul style="list-style-type: none"> ● Promoting service-provider-led education. ● Strengthening consumer protection framework. ● Promoting financial literacy initiative.
Enhanced policy and regulatory framework for the financial sector	<ul style="list-style-type: none"> ● Reviewing and enforcing financial sector laws and regulations.

7.2 DISASTER RISK MANAGEMENT AND SOCIAL SUPPORT

Malawi faces a number of disasters, both natural and human induced, which include floods, droughts, stormy rains, strong winds, hail storms, landslides, earthquakes, pest infestations, disease outbreaks, fire and accidents. The intensity and frequency of disasters has been increasing, in light of climate change, population growth, urbanization and environmental degradation. Disasters disrupt people's livelihoods, endanger human and food security, damage infrastructure and hinder socio-economic growth and development. Disasters exacerbate the poverty of rural and urban households and erode the ability of the nation to invest in key sectors. It is, therefore, important to recognize and address the various livelihood risks faced by Malawians and build resilience to individual, household, and community-level shocks and disasters for socio-economic development of the country. The development of individual, household and community-level resilience will be operationalized through the extension and strengthening of existing social support programmes of the Malawi National Social Support Programme (MNSSP II) that are effective in reducing chronic poverty and provide protection against livelihood shocks and disasters.



There is wide knowledge about hazards affecting Malawi among different sectors including government ministries and departments, non-governmental organizations and development partners. In addition, a National Disaster Risk Management Policy (DRM) is in place and a DRM Bill is being finalized. Interventions to address disaster risk and vulnerability are being implemented by stakeholders in different districts of the country. There is, however, a need to ensure proper coordination of the interventions to create synergies and maximum impact in order to build resilience of communities to disasters in the country. The trend of both hazards and vulnerabilities are not well defined because comprehensive risk assessment has not been undertaken in the country. Further, there is limited risk knowledge downscaled to grass root levels. This makes it difficult to design relevant risk reduction measures, including EWS for specific areas. Most sectors also do not know the disaster risks relevant to them as they have not yet mainstreamed disaster risk reduction into their sectors. In addition, integrated and scaled-up social support programmes will contribute towards addressing chronic and transient poverty and build resilience of households and communities to shocks and disasters.

In this respect, there is a need to build risk knowledge at all levels; household, community, district and

national. There is also a need to undertake comprehensive disaster risk assessment and disseminate the results to enhance risk-informed development planning.

Goal

To reduce vulnerability and enhance the resilience of the population to disasters and socio-economic and shocks.

TABLE 9: OUTCOMES AND STRATEGIES FOR DISASTER RISK MANAGEMENT

Outcome	Strategy
Improved understanding of disaster risks	<ul style="list-style-type: none"> • Promoting awareness, access, distribution and utilization of reliable and relevant DRM information. • Establish an effective system to identify, assess and monitor national and cross-border risks. • Develop, update and disseminate location specific disaster risk information, including hazard and risk maps to decision makers, the general public and communities at risk. • Build the knowledge of government officials, civil society, communities, the private sector and other stakeholders through sharing experiences, lessons learnt and good practices in disaster risk management. • Promote the collection, analysis, management and use of relevant data and disaster risk information.
Increased resilience of communities to disasters through investing in disaster risk reduction	<ul style="list-style-type: none"> • Implement disaster risk reduction interventions in disaster prone areas. • Promote the mainstreaming of disaster risk assessment, mapping and management into rural development planning. • Devolve DRM functions to local councils. • Promote the dissemination and use of safer house construction guidelines and building codes at national and local level, including in informal settlements, to have resilient infrastructure.
Strengthened disaster risk management governance at all levels	<ul style="list-style-type: none"> • Mainstream DRM into development policies, strategies, plans and programmes. • Strengthen the capacity of DRM coordination structures at national and local levels to facilitate effective coordination of DRM programmes. • Encourage the establishment of mechanisms and incentives to ensure compliance with existing safety-enhancing provisions of sectoral laws and regulations, such as land use and urban planning, building codes, and environmental and resource management.
Enhanced disaster preparedness for effective response, and to build back better in recovery, rehabilitation and reconstruction	<ul style="list-style-type: none"> • Enhance disaster preparedness for effective response. • Develop and strengthen people-centred integrated early warning systems, including community based early warning systems. • Enhance disaster management planning and response. • Promote the use of 'building back better' in recovery interventions.

Outcome	Strategy
Improved social support to vulnerable population	<ul style="list-style-type: none">● Strengthening targeting mechanism for social support beneficiaries.● Broadening and scaling up the social support programmes and packages.● Up scaling government contribution towards social and financial support for sustainability.● Engaging private sector and other non-state actors in the provision of social support.● Expanding Social Cash Transfer to address poverty and deprivation among the ultra-poor and labour constrained households.

7.3 GENDER, YOUTH DEVELOPMENT, PERSONS WITH DISABILITY AND SOCIAL WELFARE

Gender and Social Welfare is a cross-cutting area which is crucial for the socio-economic development as it impacts all sectors of the economy. Systematic mainstreaming of gender, children, youth, persons with disability and the elderly can facilitate effective development planning and coordination, budgeting, implementation and monitoring. In addition, inclusive sport initiatives will also contribute to the national socio-economic development through improved health and productivity of young Malawians.



The comprehensive achievement of the outcomes outlined below will entail inclusive national growth and development. Because of limited success with ordinary gender mainstreaming to address structural gender inequalities, there is a need to develop awareness that challenges and redefines rigid gender norms using gender transformative approaches. Gender Transformative Approaches (GTA) are programs and interventions that create opportunities for individuals to not only actively challenge gender norms but also to promote positions of social and political influence for women in communities, and address power inequities between persons of different gender.

Goal

To build an equitable society where opportunity is not defined by sex, age, disability and other vulnerabilities.

TABLE 10: OUTCOMES AND STRATEGIES FOR GENDER, YOUTH DEVELOPMENT, PERSON WITH DISABILITY AND SOCIAL WELFARE

Outcome	Strategy
Gender and youth mainstreamed in all sector plans, policies, programmes and development frameworks	<ul style="list-style-type: none"> • Increasing equitably access, control and utilization of social and Economic services by youth and women. • Ensuring the consistent implementation of gender responsive budgeting across sectors.
Increased women & youth representation in decision making structures and politics	<ul style="list-style-type: none"> • Ensuring the effective participation of children, youth and women in decision making processes. • Increasing youth and women participation in the economy including development initiatives at all levels.
Increased sporting activities and training in other life skills	<ul style="list-style-type: none"> • Enhancing the development and quality of sports in Malawi among all ages with special focus on the youth.
Equitable access to essential quality ECD services for survival, protection and development	<ul style="list-style-type: none"> • Promoting access and school retention in education. • Promoting early childhood development and pre-primary education.
Strengthened national child protection systems to reduce vulnerability violence, abuse, and exploitation	<ul style="list-style-type: none"> • Promoting advocacy and awareness on children's issues. • Strengthening inter-sectoral coordination and capacity of all stakeholders. • Enforcing legislation against harmful practices against children.
Effective delivery of social welfare services	<ul style="list-style-type: none"> • Increasing access to social justice and other welfare services. • Promoting compliance to standards in the delivery of Social Welfare services. • Enhancing capacity of social welfare workforce for effective delivery of quality social welfare services. • Establishing and strengthening coordination structures in the provision of social welfare services at all levels.
Improved welfare and health status for the elderly, persons with disability and albinism	<ul style="list-style-type: none"> • Facilitating the implementation of enabling and inclusive mechanisms within small and medium enterprises. • Promoting employment and decent work for persons with disabilities and albinism. • Increasing access to health services and social assistance.

Outcome	Strategy
Improved coordination and Equitable access to social services among the elderly, persons with disabilities and albinism	<ul style="list-style-type: none"> ● Facilitating the inclusion of the elderly, persons with disabilities and albinism in social support programs. ● Improving capacity to effectively undertake and coordinate elderly and disability programmes.
Enhanced mainstreaming of disability issues across sectors	<ul style="list-style-type: none"> ● Promoting inclusion of needs of persons with disability in sectoral policies, laws and programs.
Strengthened national protection systems for older persons and persons with albinism	<ul style="list-style-type: none"> ● Protecting children, older persons and persons with albinism against violence, abuse and exploitation. ● Promoting advocacy and awareness of elderly and albinism; ● Enhancing community participation in the protection of older persons and persons with albinism.

7.4 HUMAN SETTLEMENT AND PHYSICAL PLANNING

Malawi is experiencing profound demographic changes which present an unprecedented need for land and housing. This has led to the growth of slums and squatter areas, encroachment, illegal developments on public land and various land conflicts. These challenges are particularly acute in cities.

As many as 76% of Lilongwe residents live in substandard housing and/or informal settlements, characterized by lack of access to public services and tenure insecurity. Some settlements have spread to fragile and high-risk areas such as wetlands, steep slopes and river banks. Effective mechanisms must be developed to ensure that all housing developments take place in accordance with physical



development plans in all statutory planning areas and rural growth centers which are alternative destinations of rural-urban migration.

Despite the high rate of urbanization in Malawi, the majority of people still live in rural areas. For the most part, the rural population earn their livelihoods from agriculture and other natural resource-based enterprises. However, climate change imperils rural livelihoods while natural resource-based coping strategies are threatened by the loss of natural forest biodiversity and the associated benefits such forest products. These dynamics highlight the need for strategies that support the delivery of multiple benefits from rural landscapes by increasing synergies and minimizing trade-offs between food production and other land use. With the reduced landholding size for most smallholder farmers, agricultural transformation is unlikely within the current land use system. This calls for an innovative landscape management approach.

Goal

An integrated and sustainable land use and human settlement.

TABLE 11: OUTCOMES AND STRATEGIES FOR HUMAN SETTLEMENT AND PHYSICAL PLANNING

Outcome	Strategy
Improved access to land and tenure security for sustainable economic development	<ul style="list-style-type: none"> ● Register customary land parcels across the country through pilots and later roll out. ● Generate computerized land records, systems and processes. ● Conduct property valuation and assessment. ● Build capacity in land administration and management at all levels. ● Decentralize land administration and management functions. ● Conduct public awareness on land related laws, policies, procedures and services.
Improved availability of geospatial information	<ul style="list-style-type: none"> ● Modernize geodetic network. ● Enforce and monitor adherence to land related standards and guidelines. ● Establish a National Spatial Data Centre.
Improved land use planning and management	<ul style="list-style-type: none"> ● Provide spatial framework for coordination of implementation of social and economic development programmes and projects. ● Enforce adherence to Physical Development Plans, Planning Guidelines and Standards, Land use policy.
Increased access and availability of affordable and decent houses	<ul style="list-style-type: none"> ● Provide policy direction and guidance. ● Develop and manage Government owned property. ● Enhance decentralization of housing. ● Build more houses. ● Upgrading informal settlement.
Improved and sustainable urban systems for sustained development and economic growth	<ul style="list-style-type: none"> ● Develop policy and legal framework to support urban development planning and management. ● Build capacities for self-sustaining urbanizing systems. ● Promote the development of sustainable and resilient cities and urban centres.

7.5 ENVIRONMENTAL SUSTAINABILITY

The success of many important sectors of the economy relies on environment and natural resources to enhance their productivity. The degradation of the environment and natural resources continue to be a major threat to the social and economic development of Malawi. These include deforestation; decreasing soil fertility and increasing erosion; water depletion, loss of biodiversity; and increasing pollution and vulnerability to climate change. It is imperative that the environment and natural resources are sustainably managed.

Goal

To promote sustainable management of the environment and natural resources.

TABLE 12: OUTCOMES AND STRATEGIES FOR ENVIRONMENTAL SUSTAINABILITY

Outcome	Strategy
Strengthened environmental management	<ul style="list-style-type: none"> • Integrating Environmental management in development activities. • Promoting public participation in environmental management programs. • Promote integrated afforestation for wood fuel, fruit production windbreak and shade, timber and poles at household and community level to address wood fuel shortage and curb encroachment into reserves. • Ensuring that public works programmes comply with principles of environmental sustainability. • Promoting environmental education, awareness and information sharing among stakeholders. • Enhancing community based natural resource management. • Conserving and sustainably use of water sources such as lakes, rivers and wetlands. • Enhancing conservation and sustainable utilization of biological diversity. • Promoting research, planning, monitoring and evaluation of Environment Natural Resources Management (ENRM) programs.
Enhanced environmental degradation preventive measures	<ul style="list-style-type: none"> • Enforcing Environmental Impact Assessments (EIAs) and other related environmental laws. • Enhancing trans-boundary initiatives in environmental and natural resources programmes. • Strengthening compliance on pollution control and waste management. • Strengthening nuclear safety and security to ensure protection of the people and the environment.



7.6 HIV AND AIDS MANAGEMENT

In 2014, Malawi had 1.1 million people living with HIV (PLHIV), out of which 51% were on treatment. Management of HIV and AIDS costs the nation US\$145.5 million, which is equivalent to 10.2% of the GDP and of which 32% is spent on treatment¹³. Over the last ten years, Malawi has witnessed significant progress in the delivery of effective HIV and AIDS prevention, care, and support and treatment interventions. However, the disease burden related to HIV and AIDS remains high and has adversely affected all sectors of the economy and population. To counter the effects of the pandemic, there is a need for more concerted efforts from all stakeholders in the implementation of interventions on prevention, treatment, care and support, and impact mitigation.

Goal

To reduce new infections, HIV and AIDS-related deaths and stigma and discrimination.




TABLE 13: OUTCOMES AND STRATEGIES FOR HIV AND AIDS MANAGEMENT

Outcome	Strategy
Reduced new HIV infections, HIV/AIDS related morbidity and mortality	<ul style="list-style-type: none"> • Scaling up HIV and AIDS prevention and management services. • Increasing universal and targeted HIV testing and counselling. • Improving knowledge and skills in nutrition management of HIV related conditions, diseases and drug side effects.
Improved legal and regulatory environment for PLHIV	<ul style="list-style-type: none"> • Strengthening the social and legal environment for protection of PLHIV. • Promoting 'test and treat' intervention to upscale HIV treatment.
Improved planning, management and coordination of HIV and AIDS interventions	<ul style="list-style-type: none"> • Developing strategic information management system on HIV and AIDS. • Undertaking HIV and AIDS research for evidence based planning. • Advocating for implementation of HIV and AIDS workplace policies.

¹³ National AIDS Spending Assessment, National AIDS Commission (2014)

7.7 NUTRITION

Adequate nutrition throughout the lifecycle is the centerpiece for physical and intellectual development. Nutrition is a major determinant of one's intellectual performance, academic and professional achievements, and overall work productivity at later stages.

Malawi has one of the highest rates of stunting in Africa, but significant progress has been achieved since 2010. The percentage of children under five years of age who are stunted has decreased from 47.1% in 2010 to 37.1% in 2015-16. The prevalence of under-nutrition is high among adolescent girls at 15.6 %. The DHS 2015-16 showed relatively stagnant rates of anaemia in children since 2010, reported at 62.5% and 62.6% respectively. Similarly, the Infant Young Child Feeding practices need to be improved as only 7.8% of children aged 6–23 months consume foods that meet the minimum acceptable diet. Even with the noted decline in under-nutrition, continued efforts are needed to address micronutrient deficiencies and the high rates of stunting.



The causes of under-nutrition are manifold: repeated infections, diarrhoea, malaria, suboptimal breastfeeding and infant feeding practices resulting in inadequate dietary intake are the immediate causes of malnutrition. The underlying causes include food insecurity, gender inequality, poor hygiene practices and lack of safe water and sanitation. As such, malnutrition is a complex problem that persists due to multiple causes rooted in various sectors. In addition to nutrition-specific interventions, nutrition-sensitive interventions that are multi-sectoral are essential in reducing and eradicating malnutrition in Malawi.

In addition to a high prevalence of under-nutrition, the prevalence of overweight and obesity is

growing in Malawi. Among women, 24% are overweight and 6% are obese while among men, 17% are overweight and 3% are obese. The prevalence of cardiovascular diseases (e.g., heart disease and stroke), cancer, respiratory diseases, and diabetes mellitus are becoming significant causes of morbidity and mortality in Malawi. As unhealthy weight becomes more prevalent among the population, the risk of nutrition-related NCDs also increases. Therefore, all forms of malnutrition including overweight and obesity need to be addressed.

Under-nutrition is categorized by wasting - a low weight-for-height ratio, stunting - a low height-for-age and underweight - a low weight-for-age. In early childhood, under-nutrition has negative life-long and intergenerational consequences; undernourished children are more likely to require medical care. Without proper care, underweight and wasting in children results in higher risk of mortality. During schooling years, stunted children are more likely to repeat grades and drop out of school, thus reducing their income-earning capability later in life. Furthermore, adults who were stunted as children are less likely to achieve their expected physical and cognitive development, thereby impacting on their productivity.

The estimated losses due to under-nutrition in Health is US\$46 million, in Education is US\$14 million and Productivity is US\$537 million. The total losses due to under-nutrition is estimated at US\$597 million, equivalent to 10.3% of Malawi's GDP.

Eliminating stunting and other forms of malnutrition is a necessary step for inclusive and sustained development in the country. This requires a renewed collective action and effective multi-sector coordination to meet the 2030 Sustainable Development Goals.

Goal

To improve nutrition and well-being of the population that effectively contributes to economic growth and prosperity.

14: OUTCOMES AND STRATEGIES FOR NUTRITION

Outcome	Strategy
NUTRITION	
Reduced prevalence of Stunting, Wasting and Underweight	<ul style="list-style-type: none"> • Promoting adolescent and women's nutrition before, during, and after pregnancy. • Promoting optimal breastfeeding practices for children 0-6 months and appropriate complementary feeding of children aged 6–24 months and beyond. • Promoting hygiene, water and sanitation practices at individual and household levels for improved nutrition. • Promoting consumption of high nutritive value and diversified diets. • Integrating nutrition in value chains for nutrition improvement. • Integrating and scale up nutrition in the Early Childhood Development Programme. • Improving nutrition among adolescents and school going children. • Promoting male involvement and address gender and socio-cultural issues in maternal, infant and young child nutrition, child care, and household duties. • Strengthening implementation of Community based Management of Acute Malnutrition and Nutrition Care, Support and Treatment in routine services and emergencies. • Promoting community involvement and ownership for behavioral change to improve nutrition knowledge, attitudes, and practices. • Improving intake of minimum acceptable diet among under five children, pregnant and lactating women.

Outcome	Strategy
NUTRITION	
Reduced prevalence of micronutrient deficiencies	<ul style="list-style-type: none"> • Promoting Public-Private Partnerships in food production, processing, fortification, and consumption. • Promoting consumption of micronutrient rich foods and bio-fortified foods. • Ensuring micronutrient supplementation. • Promoting fortification and standardization of centrally-processed food for improved nutrition.
Reduced prevalence of overweight and nutrition-related Non-Communicable Diseases	<ul style="list-style-type: none"> • Increasing access to services for prevention, early detection, and management of nutrition-related NCDs. • Strengthening capacity of service providers' to provide nutrition and lifestyle counselling services at the facility and community level. • Promoting awareness campaigns and behavior change communication on prevention of nutrition-related NCDs.

7.8 PEACE AND SECURITY

Peace and security are essential preconditions which must be guarded for national social, economic and political prosperity. Furthermore, nations in conflict tend to fail to concentrate on national growth and development policies. In view of this, peace and security arrangements need to safeguard the nation's sovereignty, territorial integrity and interests. This entails ensuring effective security mechanisms for the protection of public and private sectors for socio-economic development.

Goal

To promote peace and protect the sovereignty, territorial integrity and vital interests of Malawi against both external and internal threats.

TABLE 15: OUTCOMES AND STRATEGIES FOR PEACE AND SECURITY

Outcome	Strategy
Improved methods of promoting community, national, regional and international security	<ul style="list-style-type: none"> • Providing military assistance to civil authorities in times of emergencies and disasters. • Enhancing community integration and participation in promoting a secure peaceful and crime free environment. • Promoting regional peace and international order.
Develop a professional and modern security	<ul style="list-style-type: none"> • Maintaining a healthy well trained, equipped, disciplined and gender sensitive, combat ready force. • Maintaining a sustainable size of security force.
Protected constitutional order	<ul style="list-style-type: none"> • Improving the responsiveness of all security sectors to national needs by ensuring quick reaction and operations.
Improved migration mechanism in line with national population policies	<ul style="list-style-type: none"> • Increasing capacity of migration management institutions. • Promoting national registration among the Malawian citizens. • Developing integrated information management system at all levels. • Up-scaling support and involvement of refugees in national development programming and implementation.
Enhanced management of prisons at local as well as national level	<ul style="list-style-type: none"> • Instituting gender responsive and disability friendly prison facilities. • Improving prison infrastructure. • Fast-tracking execution of cases for observance of human rights. • Improving rehabilitation interventions in all prisons.

7.9 INTEGRATED RURAL DEVELOPMENT

The majority of the country's population live in rural areas where poverty levels are high due to limited opportunities of income-generating activities and access to social services. Inclusive and integrated rural development requires that all stakeholders are involved regardless of sex, age, race religion and ethnicity. The Government put in place a decentralization policy to devolve functions from the central government to local councils.

If Malawi is to achieve a meaningful improvement of the socio-economic welfare of its people, it needs to concentrate development interventions in rural areas where the majority of the poor people live. Upon effective decentralization, the country will realize participatory planning, implementation, monitoring and evaluation of policies and programmes; and increased impact of development interventions at the local level. MGDS III implementation will emphasize devolution of the functions that are currently handled by central government. It is expected that local councils will take an active role in development programmes that help the country attain sustainable national development.

Involving all stakeholders in rural development will promote synergies in resource mobilization, planning, coordination, implementation, monitoring and evaluation. This is opposed to the previous fragmented, piecemeal and uncoordinated approach that characterized development interventions in rural areas. Development of rural growth centres will be at the centre of the integrated rural development.

Goal

To improve local governance and participatory democracy to attain social economic development.



TABLE 16: OUTCOMES AND STRATEGIES FOR INTEGRATED RURAL DEVELOPMENT

OUTCOME	STRATEGIES
Strengthened local governance structures	<ul style="list-style-type: none"> ● Enhancing coordination of local government systems, including financial management systems. ● Strengthening local institutional capacity to be more responsive to the needs of the communities.
Improved capacity of the local populace to effectively participate development initiatives.	<ul style="list-style-type: none"> ● Enhancing community participation and ownership of development programmes and investments. ● Empowering the local communities in decision-making.
Improved coordination and implementation of rural development programmes in Councils	<ul style="list-style-type: none"> ● Promoting participation of key stakeholders including the private sector, CSOs, youth networks and other non-state actors for inclusive local governance and development.
Reduced rural-urban migration	<ul style="list-style-type: none"> ● Facilitating formation and supporting micro, small and medium enterprises (MSMEs). ● Promoting the establishment of rural growth centres, markets satellite model villages and other related development interventions.
Full devolution of functions to local authorities	<ul style="list-style-type: none"> ● Institutionalizing policy and oversight functions of sectors that have devolved functions to councils.
Improved local government planning, monitoring and evaluation.	<ul style="list-style-type: none"> ● Ensuring participatory and well-coordinated local development planning and implementation of development interventions among all stakeholders. ● Strengthening monitoring, evaluation and knowledge management.

CHAPTER 8: IMPLEMENTATION FRAMEWORK

8.1 IMPLEMENTATION MODALITIES

The MGDS III has been developed to allow all stakeholders to participate in the development of the country. Its implementation will, therefore, involve all stakeholders, including the three arms of Government: the Executive, Parliament, and Judiciary; and civil society and Faith Based Organizations (FBOs); the private sector and the general public. The Government will lead the implementation process through technical coordination and a consolidated national budget. It is expected that all stakeholder institutions including donors, development and co-operating partners will align their activities and support to MGDS III.

The Ministry responsible for National Planning and Development will ensure that all MDAs align their sectoral plans, activities and budgets to the development strategy. Wherever sectoral plans do not exist, efforts will be made to develop them. Budget submissions, therefore, will be expected to include only activities that are aligned to MGDS III.

To ensure that the MGDS III is formulated, implemented and monitored with full participation of all stakeholders, the Government has instituted Sector Working Groups (SWGs). Membership of the SWGs is diverse and includes line ministry clusters, civil society, the private sector, NGOs, donors and cooperating partners.

MGDS III has identified five priority areas. The following have been identified as critical issues for effective implementation of MGDS III:

- Change of the mindset among the public; Government and Parliament will play their constitutional roles in ensuring that the ultimate objective of MGDS III is achieved thereby taking the country towards achieving its development goals;
- Government will continue to improve donor coordination through the development and adherence to the Development Assistance Strategies (DAS);
- Donors and co-operating partners will align their support and activities to the MGDS III. Government will lead the dialogue with donors on this alignment and seek to ensure that aid flows are predictable. On its part, Government will seek to ensure that resources are disbursed in a timely manner; and
- There is a need to develop a strong, motivated and committed civil service that will ensure that Government remains committed to its policies, targets and obligations.

8.2 Roles of Stakeholders for MGDS III Implementation

8.2.1 Government

The main responsibility of Government shall be to provide public goods and services as well as a regulatory framework. These include roads, railways, airports, education, health services, and social services among others. It shall provide the necessary environment and incentives to promote private sector activities. The Government shall safeguard the interests of all Malawians by correcting market failures through policy, legal and regulatory framework reviews.

8.2.2 National Planning Commission

The National Planning Commission (NPC) will facilitate the implementation of the strategy and undertake rigorous monitoring and evaluation. The NPC will carry out policy harmonisation to ensure that policies at sector levels are aligned to the national and international agendas. In addition, it will also be responsible for reporting development progress at all levels.

8.2.3 Parliament

The Parliament will enhance oversight, transparency and accountability in the implementation of the MGDS III. This will be done through scrutiny, consideration and approval of Government budgets, review and legislation. Members of Parliament shall ensure that the budget is providing resources for prioritized activities in the MGDS III. In this regard, the interests and priorities of Malawians shall be protected.

8.2.4 Judiciary

The judiciary will ensure observance of law and constitutional provision. The successful implementation of the strategy will largely depend on constitutional order and law-abiding citizens.

8.2.5 Private Sector

The role of the private sector is to invest in both economic and social sectors to generate economic growth and create wealth. In this context, the private sector is expected to take up opportunities outlined in the MGDS II during its implementation. The scope of the private sector participation will be widened to involve them in the provision of other public goods and services through PPPs.

8.2.6 Civil Society

The role of the civil society to implement some specific activities in various sectors and to complement government's oversight and accountability functions to safeguard the interests of Malawians.

8.2.7 Development Partners

The role of donors, development and cooperating partners shall be to provide financial and technical support to implement MGDS III. In doing so, they will be expected to support and align their activities with the MGDS III priorities in line with the Addis Ababa development effectiveness Agenda for Action on Financing for development towards the realization of the Sustainable Development Goals.

8.2.8 Traditional Leaders

The traditional leaders across the country have a key role in mobilizing the communities to participate in all development intervention from planning, implementation and monitoring and evaluation. They are also key in advocating for some specific policies and approaches to development as well as improving awareness for the communities. The community leaders link the village or areas level planning to the district planning process through the VDC and ADC structures.

8.2.9 Community

The role of the community will be to ensure ownership and smooth implementation of development activities through inclusive and participatory planning, implementation, monitoring and evaluation. In addition, the community will contribute in kind towards some development activities.

8.3 Financing Sources

The MGDS III will be financed through three sources; domestic revenues, external grants, and debt (both internally and externally). Additionally, PPPs for infrastructure programmes shall be encouraged. Other likely sources of financing are regional and international financing initiatives.

Development assistance will continue to play a key role in supporting Malawi's development objectives and the achievement of the SDGs and other international development frameworks. Guided by the principles set out in major international aid effectiveness documents such as the Paris Declaration (2005), Accra Agenda for Action (2008), and the Busan Outcome Document (2011), the Government promotes a transparent and results-driven development cooperation that is aligned to national priorities. The Development Cooperation Strategy sets out strategies for improving quality and effectiveness of development cooperation in Malawi. The aim is to ensure that all support is harmonized, focused on results and aligned to national priorities, institutions and systems to achieve

national development goals. The DCS recognizes diverse sources of finance to support sustainable and inclusive development. However, it calls upon cooperating partners to collaborate with government to improve capacities for domestic resource mobilization and promote aid-for-trade. Where technical assistance is provided, it should be demand-driven.

The Government's policy is that as far as possible aid should take the form of grants. Where loans are contracted, they should be concessional. Non-concessional loans will only be contracted for strategic projects with high rates of return.

The Government will also take advantage of the evolving architecture of development finance with a wide range of financing sources. A large number of vertical funds for specific purposes have been set up, often associated with large volumes of money. Similarly, new large-scale benevolent funds have been created. South-South cooperation partners have a growing presence in many countries. At the same time, traditional development partners have pledged, through the Addis Ababa Action Agenda (2015), to scale up Aid to Least Developed Countries, particularly in Africa. This implies that Malawi could have access to an increasing array of funding sources.

To ensure effectiveness of development cooperation, the Government will lead a Division of Labour process, aiming at a more balanced distribution of development partners and aid across different sectors. To reduce further fragmentation of assistance and overcrowding of development partners in some sectors, the Government will define for each development partner core areas of support not exceeding three sectors prioritized by: (i) comparative advantage, (ii) volume, (iii) global experience, (iv) mandate, (v) flexibility to align to national priorities and to use Government-preferred aid modalities, (vi) historical track record in Malawi, and (vii) performance on development effectiveness indicators.

Development partners are encouraged to co-finance programs and use delegated partnerships to reduce aid fragmentation and duplication of efforts. Humanitarian aid, General Budget Support (GBS) and support of cross-cutting areas and Government-wide reforms such as PFEM and public sector reforms will be considered as additional to the three core areas of support agreed with each development partner.

Monitoring and Evaluation **Framework**

CHAPTER 9: MONITORING AND EVALUATION FRAMEWORK

9.1 Overview

Malawi has a national M&E Master Plan which outlines the main framework for monitoring development policies and programmes in the country. The M&E system is a multi-layered system from national, sectoral down to district level. The National Planning Commission in collaboration with MoFEPD will assess progress towards development and approve ministerial programme documents. They will also facilitate the development of guidelines for formulation of programmes, as well as guidelines and formats for M&E and reporting. All Ministries and departments implementing public sector investment programmes have sectoral M&E systems managed by their respective planning units. These ministries monitor their annual programmes and report to the NPC and MoFEPD on a quarterly basis through the sectoral M&E working groups.

9.2 Lessons from MGDS II M&E Framework

Whilst there was a national M&E master plan in place for MGDS II, it was not fully implemented. One reason for this was that ministries and departments were at different stages of adopting results-based approaches. Some of the challenges in executing a full M&E on the MGDS II included:

- The national indicators were mostly output indicators and not outcome and impact indicators. The indicators were therefore used for monitoring rather than for evaluation.
- It was difficult to track progress during MGDS II implementation because most of the data on key performance indicators was unavailable. Some indicators could not be measured and reported throughout the MGDS II period.
- Most of the MGDS II targets were too ambitious given the available resources.
- The MGDS II M&E framework inadequately considered risks and assumptions.
- Linkage of sector policies to the MGDS II strategies was weak.
- There was no demand for information from either Parliamentary Committees or Cabinet for Performance Contract Agreement reports, Joint Sector Review (JSR) reports and MGDS Review Reports, which are reviewed by the meeting of Principal Secretaries.
- There has been inadequate appreciation of M&E as a management tool at all levels with only 7 out of 42 government agencies submitting quarterly reports during the last MGDS II review.
- Lack of M&E policy.
- Shortage of staff at sectoral and district levels.
- Non-functional M&E TWGs resulting from lack of funding.

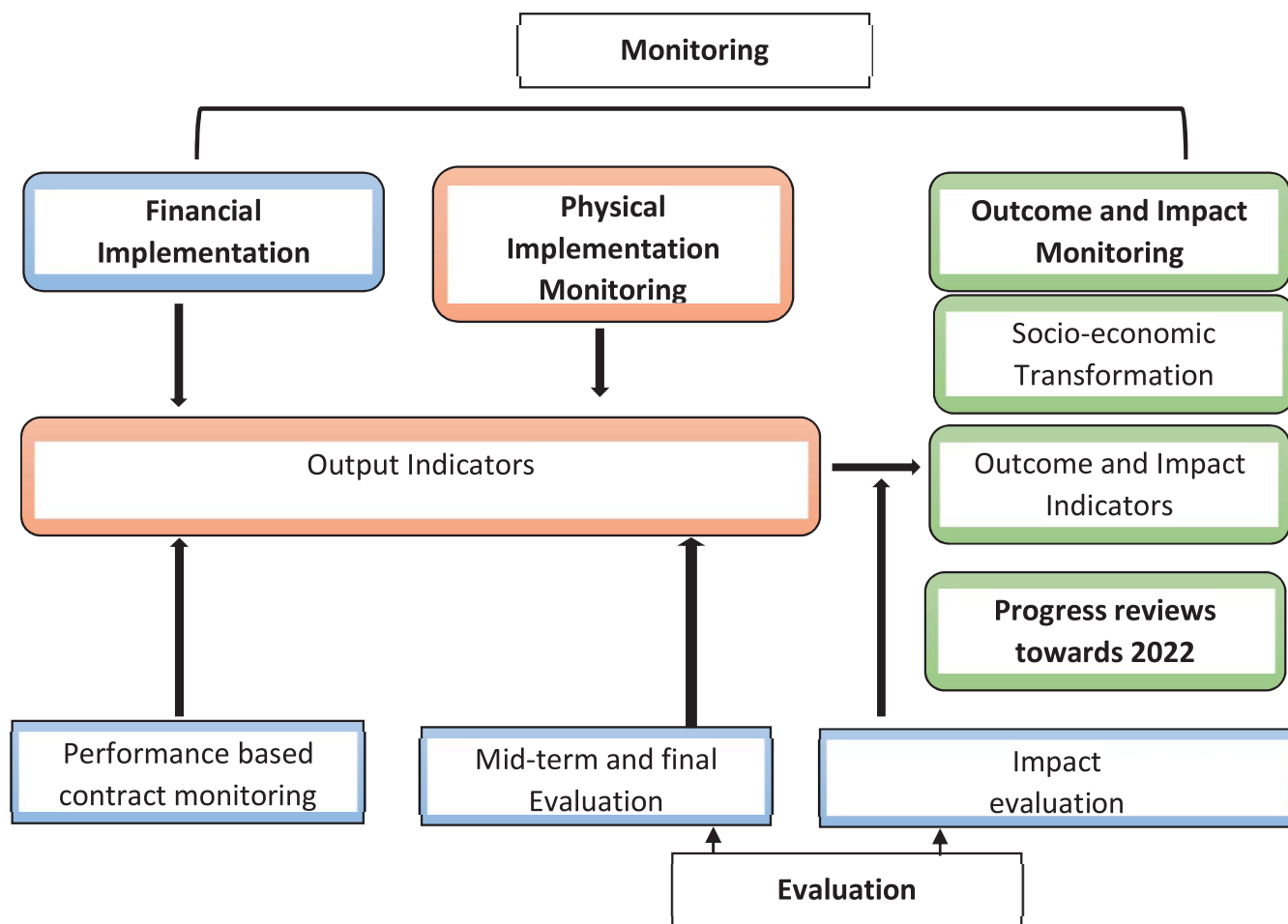
9.3 MGDS III Monitoring and Evaluation Framework

The MGDS III M&E framework is based on Results-Based Management (RBM) principles and a theory of change, with a clear results chain, indicators, targets, milestones, means of verification, frequency and responsible institution. This will be used for monitoring and evaluating projects and programmes, including the flagship projects, whether they are government funded or supported by development partners. Based on the existing guidelines for formulating programmes as well as guidelines and formats for M&E, MDAs are expected to report on their annual programme of activities as part of the M&E framework.

The MGDS III M&E activities will be undertaken at different levels to support effective implementation, ensure accountability, maintain strategic focus and direction, and provide information for addressing constraints and ensuring delivery of outputs. Figure 9.1 shows the conceptual framework for the MGDS III Monitoring and Evaluation Framework. The areas to be monitored and evaluated include the following:

- a) Financial Implementation

Figure 9.1: Conceptual Framework for MGDS III Monitoring and Evaluation



The M&E framework is based on the prevailing national M&E Master Plan (2007) as indicated in Figure 9.2. The framework identifies main M&E components and sets the scope of the M&E processes, which follows a value-chain approach. The framework delineates clear roles for review, monitoring and evaluation. The roles and responsibilities of each node, as assigned to institutions, are explained in the section below.

9.4 Institutional Coordination of MGDS III Monitoring and Evaluation Roles and Responsibilities

National Planning Commission(NPC)

The department responsible for M&E in the NPC will act as the secretariat for monitoring and evaluating MGDS III and international frameworks and will coordinate outcome and impact assessments across all sectors. It will act as a data repository of socioeconomic statistics and analysis. The secretariat will also be responsible for disseminating information as articulated in the communication plan.

The NPC will carry out mainstreaming and policy harmonization functions to ensure that policies at sector levels are aligned to the national and international agendas. In addition, it will be responsible for reporting development progress at all levels.

The PSIP will serve as the basis for monitoring the implementation of the MGDS III. This will involve close collaboration with the Development and Budget Divisions in MoFEPD as well as monitoring and evaluation units within the Planning Directorates in key line ministries. The NPC will drive the MGDS III

implementation across the institutions and will ensure that essential complementary reforms to the MTEF and budget are made. In addition, it will coordinate the annual PER and will work with the secretariat to coordinate the annual MGDS III review process. The minister responsible for the MoFEPD will be required to make an annual presentation of review findings of the MGDS III to Parliament during the budget sessions.

Office of the President and Cabinet (OPC)

The Office of the President and Cabinet will monitor implementation through Performance Contract Agreements (PCA). This is a compact agreement between the Chief Secretary and the respective government agencies. All public sector agencies are expected to account for resources and results with the Office of the President and Cabinet (OPC) through the Chief Secretary. Signing and commitment by controlling officers is at the Ministry level. Some Districts and Ministries have their own Public Service Charters, against which the public can monitor performance.

The National Statistical Office

The National Statistical Office (NSO) will play a role in M&E of MGDS III through the use of the Malawi Socio-Economic Database (MASEDA). Based on its mandate the NSO is responsible for:

- Production and dissemination of statistical information which is aligned with user requirements
- Coordination and management of the National Statistical System
- Promotion of usage of statistical data for evidence-based policy development and decision making
- Raising of public awareness on importance of statistical information
- Provision of management and administration services

Ministries, Departments and Agencies (MDAs)

Government ministries and departments are key implementing agents and central for management, monitoring and reporting on both progress and budget. Sectors will monitor their annual programmes and report to the MoFEPD on a quarterly basis through the sectoral M&E working groups.

Local Councils

District Councils will be responsible for reporting on progress at local levels using district planning frameworks. This entails close integration of national-level monitoring with district-level monitoring systems. District M&E officers will be responsible for collecting district reports, managing and maintaining the district database and producing databank abstracts for dissemination or input into the district data warehouse. Local council data will be reported to their line ministries and District Executive Committee (DECs). District Monitoring and Evaluation Coordination Committees (DMECC) have been formed at the district level to facilitate the discussion and dissemination of district-specific monitoring results. These will draw participation from line ministries and NGOs at district level.

CSOs, Academia and Private Sector

CSOs, academia and private sector will play a key role in strengthening the policy feedback loops, through independent data collection, analysis and dissemination. A central function of the MGDS III M&E is to link efforts by CSOs, academia and the private sector with those of Government for accountability, comparability of results and to avoid duplication of efforts. CSOs will also play a crucial role by training communities in Community-Based Monitoring and Evaluation (CBM&E).

The National M&E Coordination Committee

The National M&E Coordination Committee will review technical reports and recommendations from the sectors and will make recommendations to the Steering Committee. Membership in the M&E Coordination Committee will be interministerial and will include Directors of Planning.

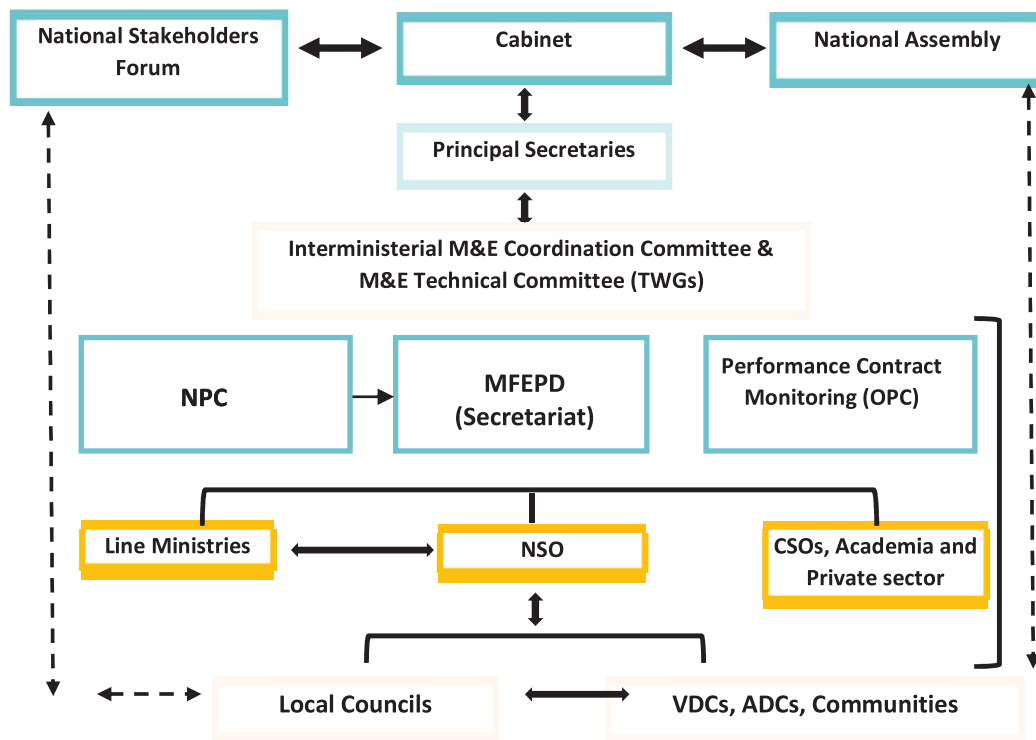
The National M&E Technical Working Groups

The M&E Technical Working Groups will be based on the existing Sectoral Working Groups (SWGs). These will comprise Ministries and Departments, Development Partners Cooperation (DPC), CSOs, media, academia, the private sector and parliament. This forum will be actively involved in the review and oversight of the MGDS III implementation. It will also act as a national accountability forum for the implementers and facilitate information dissemination, discussion and policy recommendations.

Principal Secretaries Steering Committee

The PSS Committee will provide oversight to the M&E Coordination Committee. Reports from the Principal Secretaries will be reviewed by the Cabinet to ensure participation, progress and accountability.

Figure 9.2: The MGDS III Monitoring & Evaluation Institutional Coordination



9.4.1 MGDS III Annual Reporting

The MGDS III annual planning, budgeting, and monitoring cycle will be aligned to the national budget cycle and will run concurrently. The MGDS III targets will be disaggregated at sectoral and district levels, whenever possible. This will allow sectors and districts to plan and budget their activities. Based on the approved plan and budget for the coming financial year, the various sectors and districts will implement their activities. This will ensure that there is a link between the annual plans and the monitoring reports. Reports will be submitted quarterly. The second quarter report will be the main input into the mid-year budget report and the fourth quarter report will be the Annual MGDS III review report. The reports will include physical progress of implementation, output indicators, targets, expenditure and qualitative assessments of progress by the implementing institutions. The various

Table 17: MGDS III Reports

Type of Report	Institution	Frequency reporting
Quarterly Progress Report (project performance and financial)	Districts, & Implementing Ministries and departments, MoFEPD, M&E TWG	Quarterly (October, January, April and July)
MGDS III Annual Review Report	MoFEPD	Annual
Midyear Expenditure Report	Ministry of Finance	Mid-year
Annual Financial Statement	Ministry of Finance	Annual
Annual Financial Expenditure Audits	National Audit Office	Annual
Performance Contracts	Office of the President and Cabinet	Annual
SDG report	Ministry of FEP&D/NSO	Annual

9.4.2 Evaluation of MGDS III

The MGDS III M&E system will evaluate progress through regular surveys against a set of routine sources of information. The baseline year will be 2015/2016. Regular programme studies will be conducted by implementing ministries and departments, so as to provide data for the intermediate outcome indicators in the MGDS III results framework.

A mid-term evaluation is planned for 2020. This review will be coordinated by MoFEPD and will address performance against the intended objectives and targets.

A final evaluation will be conducted at the end of the MGDS III period. Although it will be carried out by external and independent evaluators, the evaluation will be coordinated by MoFEPD. The evaluation will assess the overall effectiveness of MGDS III.

9.4.3 Means of Verification for Evaluation of MGDS III

Verification of the progress made in MGDS III implementation will use annual reports of sector ministries and surveys conducted by the NSO and some line ministries under the NSS. These include: the Malawi Demographic and Health Survey (DHS), the Integrated Household Survey (IHS), Multiple Indicators Cluster Survey (MICS) and the Agricultural Production Survey/Census. Qualitative assessments of progress will be validated through stakeholder consultations and feedback from implementing institutions and the beneficiaries.

9.5 MGDS-III Results Framework

The MGDS III M&E Result Framework is centered on one or more strategic objectives, the achievement of which represents the ultimate impact envisioned for a set of development objectives. The M&E Results Framework has outcome and impact indicators that will be reviewed periodically and performance/output indicators in the Annex that will be reviewed annually. The results framework represents higher-order changes envisioned in the MGDS III.



Annexes

ANNEX 1: LIST OF FLAGSHIP PROJECTS FOR MGDS III KEY PRIORITY AREAS

PRIORITY AREA 1: AGRICULTURE, WATER DEVELOPMENT AND CLIMATE CHANGE MANAGEMENT

OUTCOME: INCREASED AGRICULTURAL PRODUCTION AND PRODUCTIVITY	
PROJECT NAME: SHIRE VALLEY TRANSFORMATION PROGRAMME	
PROJECT DESCRIPTION The project will increase agricultural productivity by developing 42,500 ha of land for irrigation and commercial agriculture in the Lower Shire Valley.	PROJECT OUTPUT: Water supply and Irrigation infrastructure developed; Private sector and communities mobilized.
PROJECT OBJECTIVES To sustainably enhance incomes and food security of 100,000 households in the lower shire valley.	STRUCTURE OF PARTNERSHIP The project will be implemented by the Ministry of Agriculture, Irrigation and Water Development. The project will be co-financed by the Government of Malawi, World Bank and African Development Bank.
PROJECT LOCATION Lower Shire valley (Nsanje and Chikwawa)	ESTIMATED COST OF THE PROJECT The total estimated cost is MK 198,750,000,000 (US\$265 million)
PROJECT NAME: GREEN BELT INITIATIVE	
PROJECT DESCRIPTION The project is developing 7,500 ha of Land for irrigation along lake shore areas and major rivers.	PROJECT OUTPUT. 7,500 ha of land under irrigation along lake shores and major rivers
PROJECT OBJECTIVES To attain food and nutrition security, increased household incomes and exports through sustainable irrigation and agro-processing	STRUCTURE OF PARTNERSHIP The project will be implemented by the Green Belt Authority.
PROJECT LOCATION Chikwawa scheme (Salima) Nthola-Ilole-Ngosi scheme (Karonga) and Malombe scheme in Mangochi	ESTIMATED COST OF THE PROJECT The total estimated cost is MK14,174,000,000 and will be funded by the Government of Malawi and Government of India.
PROJECT NAME: SMALL FARMS IRRIGATION PROJECT II	
PROJECT DESCRIPTION The project will establish a surface irrigation system (800 ha), procure and establish mechanization fleet and farmers support services.	PROJECT OUTPUT. 800 ha of irrigated land developed

<p>PROJECT OBJECTIVES To increase and improve family food security and incomes by enhancing the productivity of resource poor smallholder farmers with land holding size of about one hectare.</p> <p>PROJECT LOCATION Nkhatabay and Mangochi</p> <p>OUTCOME: INCREASED ACCESS TO WATER RESOURCES</p>	<p>STRUCTURE OF PARTNERSHIP The project will be implemented by the Ministry of Agriculture, Irrigation and Water Development and co-financed by the Government of Malawi and BADEA.</p> <p>ESTIMATED COST OF THE PROJECT The total project cost is estimated at MK4,943,715,450</p>
<p>PROJECT NAME: CONSTRUCTION OF A NEW WATER SOURCE FROM LIKHUBULA RIVER IN MULANJE TO BLANTYRE</p>	
<p>PROJECT DESCRIPTION The project will involve the construction of a new water supply system from Likhubula river in Mulanje to Blantyre and surrounding areas</p>	<p>PROJECT OUTPUT Construction of an intake structure on Likhubula river in Mulanje; Pipe laying of gravity main for a total length of 50km from Likhubula to Nguludi; Construction of a commercial water treatment plant and pumping station including installation of a storage tank at Mpingwe Hill in Bangwe and pipe laying; and Mains from storage tank to Bangwe and Limbe.</p>
<p>PROJECT OBJECTIVES To improve the water supply in Blantyre and all surrounding areas.</p>	<p>STRUCTURE OF PARTNERSHIP The project will be implemented by Blantyre Water Board. It will be financed by a line of credit from the Exim Bank of India.</p>
<p>PROJECT LOCATION Mulanje, Chiradzulu, Blantyre and surrounding areas.</p>	<p>ESTIMATED COST OF THE PROJECT The estimated total cost of the project from the detailed design study is MK 17,625,000,000 (US\$23.5 million).</p>
<p>OUTCOME: INCREASED EMPOWERMENT OF THE YOUTH, WOMEN, PERSONS WITH DISABILITY AND VULNERABLE GROUPS IN AGRICULTURE</p>	
<p>PROJECT NAME: AGRICULTURE INFRASTRUCTURE AND YOUTH IN AGRIBUSINESS (AIYAP) PROJECT</p>	
<p>PROJECT DESCRIPTION The project will develop two large scale irrigation schemes at Linga (Nkhata-Bay) and Dwambazi (Nkhotakota) in the central region of the country. It will cover 1,945 hectares and targets 10,000</p>	<p>PROJECT OUTPUT irrigation schemes constructed at Linga in Nkhata-Bay and Dwambazi in Nkhotakota at 4,600 agribusinesses developed and trained Agripreneurs</p>

<p>beneficiaries with special focus on the youth who constitute about 50% of the beneficiaries.</p>	
<p>PROJECT OBJECTIVES The project aims to increase agricultural productivity and incomes of households, develop youth entrepreneurs in agribusiness and poverty reduction in the project areas.</p>	<p>STRUCTURE OF PARTNERSHIP The project will be jointly implemented by the Ministry of Agriculture, Irrigation and Water Development and the Ministry of Labour, Youth and Manpower Development. The project will be financed by the African Development Bank, European Union and Government of Malawi.</p>
<p>PROJECT LOCATION Nkhata-bay and Nkhatakota</p>	<p>ESTIMATED COST OF THE PROJECT The project total cost is MK20,625,000,000 (US\$27,020,000). The African Development Fund's (ADF) concessional US\$ 22.33 million loan, the EU will provide a grant of US\$ 2.23 million and the government of Malawi will contribute US \$ 2.46 million).</p>
<p>PROJECT NAME: COMBATING DEFORESTATION AND FOREST DEGRADATION FOR SUSTAINABLE RURAL DEVELOPMENT</p>	
<p>PROJECT DESCRIPTION The project involves planting trees and training the communities on forest management in order to contribute towards combating deforestation and forest degradation.</p>	<p>PROJECT OUTPUT</p> <ul style="list-style-type: none"> • Trees planted and managed in bare and degraded areas • Communities trained in basic forest management.
<p>PROJECT OBJECTIVES To combat deforestation and forest degradation through improved and sustainable forest management.</p>	<p>STRUCTURE OF PARTNERSHIP The project will be implemented by Ministry of Natural Resources and Environmental Management with finances from the Malawi Government.</p>
<p>PROJECT LOCATION The project will be implemented in various districts of the country.</p>	<p>ESTIMATED COST OF THE PROJECT The estimated cost of the project is at MK 1,600,000,000.00 (US\$ 2.1 Million) [1 US\$=MK750]</p>

PROJECT NAME : LAKE MALAWI WATER SUPPLY PROJECT (LMWP)	
PROJECT DESCRIPTION The project aims at improving water supply situation in the City of Lilongwe through abstraction of water from Lake Malawi in Salima. The recommended pipeline alignment is to abstract water from Leopards Bay and follow road T357 to road S122 which becomes road M14 up to Kanengo. The road reserve being used as pipeline corridor.	PROJECT OUTPUT The main output for the project will be a water supply scheme/system developed which will include; Abstraction point or Intake, Clear Water Tanks, Pump Stations, Water Treatment Plant and bulk pipeline
PROJECT OBJECTIVES To increase water availability for Lilongwe city but also areas along the Lilongwe -Salima corridor and strengthen the capacity of Lilongwe Water Board to respond to adverse climatic conditions and hence sustain reliable water supply services to its customers	STRUCTURE OF PARTNERSHIP The project is expected to be implemented through an EPC Contract which includes sourcing of financing by the Contractor/investor while being issued a Sovereign Guarantee
PROJECT LOCATION The project will be implemented in the service area for Lilongwe water Board and the corridor of Lilongwe and Salima as water will be abstracted in Salima,	ESTIMATED COST OF THE PROJECT MK258,750,000.00 (USD 435 Million) [1US\$=MK750]
PROJECT NAME: LILONGWE WATER PROJECT	
PROJECT DESCRIPTION The project will construct Diamphwe multipurpose dam to supply water to Lilongwe City and the surrounding areas and support large scale irrigation farming, hydropower development, tourism, fish farming and livestock production amongst other uses.	PROJECT OUTPUT Diamphwi multipurpose dam constructed and a Water supply infrastructure (Raw water transmission pipeline, Water treatment plant, Pumping station, balancing tanks) constructed
PROJECT OBJECTIVES The objectives of the project are to To Improve water supply for Lilongwe City and surrounding areas To Improve agricultural production through irrigated farming for land of about 1000 hectares; To Improved fisheries development (50 hectares);	STRUCTURE OF PARTNERSHIP The project will be implemented by the Ministry of Agriculture with funding from the World Bank and the Government of Malawi

To generate hydropower (1.7 MW from a min-hydro plant);	
<p>PROJECT LOCATION</p> <p>The Dam is located approximately 35km South-East of Lilongwe and about 2 km upstream of the Diamphwe Bridge on Blantyre - Lilongwe M1 road.</p>	<p>ESTIMATED COST OF THE PROJECT</p> <p>The total estimation cost of the project is Mk 277 653 600 000 (370.2 Million USD) [1 US\$=MK750]</p>
<p>PRIORITY AREA 2: EDUCATION AND SKILLS DEVELOPMENT</p>	
<p>OUTCOME: IMPROVED ACCESS TO AND QUALITY OF HIGHER EDUCATION</p>	
<p>PROJECT NAME: CONSTRUCTION OF MOMBERA UNIVERSITY</p>	
<p>PROJECT DESCRIPTION</p> <p>The project involves construction of a university which will offer both undergraduate and postgraduate programmes in Animal Science and Veterinary Medicine in Mzimba district.</p>	<p>PROJECT OUTPUT.</p> <p>A leading teaching and research intensive university offering Animal and Veterinary Sciences.</p>
<p>PROJECT OBJECTIVES</p> <p>To improve accessibility to quality tertiary education to Malawians.</p>	<p>STRUCTURE OF PARTNERSHIP</p> <p>The project will be implemented by the Ministry of Transport and Public Works. The project will be financed by the Government of Malawi</p>
<p>PROJECT LOCATION</p> <p>The University will be constructed in Mzimba district in the northern region of the country.</p>	<p>ESTIMATED COST OF THE PROJECT</p> <p>The cost is MK72, 550,000,000.00 and will be funded by the Malawi Government</p>
<p>PROJECT NAME: CONSTRUCTION OF A TECHNICAL TEACHER TRAINING COLLEGE</p>	
<p>PROJECT DESCRIPTION</p> <p>The project will construct a technical teachers training college with a capacity of 200 bed space (120 males and 80 females) with modern training tools and equipment.</p>	<p>PROJECT OUTPUT</p> <p>To increase access to quality technical and vocational education through provision of more well trained and qualified technical teachers in Malawi.</p>
<p>PROJECT OBJECTIVES</p>	<p>STRUCTURE OF PARTNERSHIP</p>

The objective of the project is to construct a technical teacher training college.	The project will be implemented by Ministry of Labour, Youth, Sports and Manpower Development funded by the Government of Malawi
PROJECT LOCATION	ESTIMATED COST OF THE PROJECT
Zomba – Sakata Area close to where the Chinese Government are to construct Sakata Community Technical College.	The total estimated cost is MK 10,226,900,000 (US\$ 13.6 Million) [1 US\$=MK750] [1 US\$ = MK 750.00]
OUTCOME: IMPROVED QUALITY OF SECONDARY SCHOOL EDUCATION	
PROJECT NAME: CONSTRUCTION AND REFURBISHMENT OF SCIENCE LABORATORIES AND LIBRARIES IN COMMUNITY DAY SECONDARY SCHOOLS.	
PROJECT DESCRIPTION	PROJECT OUTPUTS
The project will construct science laboratories and libraries in selected Community Day Secondary Schools (CDSSs) in all districts in the country.	Laboratories and libraries constructed and refurbished in 200 CDSSs
PROJECT OBJECTIVES.	STRUCTURE OF PARTNERSHIP
To enhance quality of secondary education and infrastructure	The project will be implemented by Ministry of Education, Science and Technology with finances from the Malawi Government and cooperating development partners.
PROJECT LOCATION	ESTIMATED COST OF THE PROJECT
All districts in Malawi.	MK16,800,000,000.00 for 200 CDSSs (MK 82.4 million per school) and MK 875.06 million for desks and chairs for CDSS
OUTCOMES:	
INCREASED EQUITABLE ACCESS TO BASIC EDUCATION. IMPROVED QUALITY AND RELEVANCE OF BASIC EDUCATION.	
PROJECT NAME: CONSTRUCTION OF PRIMARY SCHOOLS AND PROVISION OF TEACHING AND LEARNING MATERIALS IN PRIMARY SCHOOLS	
PROJECT DESCRIPTION	PROJECT OUTPUTS
The project involves constructing new primary schools and providing learning and teaching materials in both urban and rural areas.	Primary schools constructed in urban and rural areas Teaching and learning materials provided in urban and rural areas

<p>PROJECT OBJECTIVES To improve access to primary education by creating a conducive environment.</p>	<p>STRUCTURE OF PARTNERSHI The project will be implemented by Ministry of Education, Science and Technology with finances from the Malawi Government and cooperating development partners.</p>
<p>PROJECT LOCATION The programme will be implemented in various districts of the country.</p>	<p>ESTIMATED COST OF THE PROJECT MK24.0 billion for urban areas and MK56 billion for rural areas.</p>
<p>OUTCOME: INCREASED ACCESS TO SECONDARY EDUCATION FOR BOTH BOYS AND GIRLS AND THOSE WITH SPECIAL EDUCATIONAL NEEDS.</p>	
<p>PROJECT NAME: CONSTRUCTION OF HOSTELS IN SECONDARY AND TERTIARY INSTITUTIONS</p>	
<p>PROJECT DESCRIPTION The project involves construction of hostels in both secondary and tertiary institutions in order to provide a more conducive environment for students.</p>	<p>PROJECT OUTPUT Girls and boys hostels constructed in both secondary and tertiary institutions.</p>
<p>PROJECT OBJECTIVES Provide girls and boys with accommodation at their schools in order to provide a more conducive learning environment for them and improve time efficiency by reducing distance travelled every day.</p>	<p>STRUCTURE OF PARTNERSHIP In secondary schools, government and cooperating partners will construct the hostels. In tertiary institutions, public private partnerships will be employed together with cooperating partners to construct the hostels.</p>
<p>PROJECT LOCATION The project will be implemented in various districts of the country.</p>	<p>ESTIMATED COST OF THE PROJECT MK 30, 000,000,000.00 for secondary schools. MK 119, 700,000,000.00 for tertiary.</p>
<p>OUTCOME: IMPROVED ACCESS AND EQUITY IN BASIC EDUCATION</p>	
<p>PROJECT NAME: CONSTRUCTION OF SPECIAL NEEDS EDUCATION INSTITUTE</p>	
<p>PROJECT DESCRIPTION The project involves constructing a special needs education institute to train Special Needs teachers who will serve the increasing number of learners with special educational needs.</p>	<p>PROJECT OUTPUT Specialized teacher training facility and specialist education providers.</p>
<p>PROJECT OBJECTIVES</p>	
<p>STRUCTURE OF PARTNERSHIP</p>	

To increase the number of qualified teachers for special needs education.	This project will be implemented by the Ministry of Education, Science and Technology through the education Infrastructure management unit. The project will be financed by Malawi Government.
PROJECT LOCATION Lilongwe District	ESTIMATED COST OF THE PROJECT The estimated cost of construction is estimated at MK 7,000,000,000
OUTCOME: IMPROVED QUALITY AND RELEVANCE OF BASIC EDUCATION.	
PROJECT NAME: CONSTRUCTION OF THREE TEACHERS TRAINING COLLEGES FOR PRIMARY SCHOOL TEACHERS	
PROJECT DESCRIPTION The project involves constructing three new teacher training colleges providing teacher development programme in order to improve pupil/qualified teacher ratio in primary education level.	PROJECT OUTPUT Three Primary school teachers training colleges constructed
PROJECT OBJECTIVES The Government of Malawi intends to increase qualified teacher supply through establishment of a new teacher training colleges providing teacher development programme in order to improve pupil/qualified teacher ratio in primary education level in the long run.	STRUCTURE OF PARTNERSHIP The project will be implemented by Ministry of Education, Science and Technology with finances from the Malawi Government and cooperating development partners.
PROJECT LOCATION: Rumphu, Mchinji and Chikwawa	ESTIMATED COST OF THE PROJECT MK 20, 000,000,000.00
PRIORITY AREA 3 ENERGY, INDUSTRIAL DEVELOPMENT AND TOURISM	
OUTCOME: Accessible, reliable and affordable alternative sources of energy	
PROJECT NAME: CONSTRUCTION OF COAL FIRED POWER PLANT AT KAM'MWAMBA	
PROJECT DESCRIPTION The project will involve construction of 300MW coal fired power plant at Kam'mwamba to add to the existing national grid. The project aims at constructing six units of coal fired power generation plants, each with a capacity of 50 MW.	PROJECT OUTPUT. Six units of coal fired power generation plants constructed, each with a capacity of 50 MW.
PROJECT OBJECTIVES	STRUCTURE OF PARTNERSHIP

To construct a 300 megawatt thermal electricity generation plant.	The funding of the project will come from the Peoples of Republic of China and the Malawi government
PROJECT LOCATION The project is located at Kam'mwamba in Neno district in the Southern Region of the country	ESTIMATED COST OF THE PROJECT The total estimated cost of the project is MK603,000,000,000
OUTCOME: ACCESSIBLE, RELIABLE AND SUSTAINABLE SOURCES OF ENERGY	
PROJECT NAME: SONGWE RIVER BASIN DEVELOPMENT PROGRAMME	
PROJECT DESCRIPTION The project involves construction of a dam on the Songwe River for hydropower generation and irrigation in Karonga and Chitipa.	PROJECT OUTPUT A multipurpose dam, hydropower plant and irrigation scheme.
PROJECT OBJECTIVES To contribute to economic growth, reduced poverty, improved health, better living conditions, and enhanced food and energy security for the people in the Songwe Basin as well as economic development of the two countries.	STRUCTURE OF PARTNERSHIP The project will be owned by the Governments of Malawi and Tanzania. It will be financed by the African Development Bank with commitments from both governments.
PROJECT LOCATION The project is located at the Songwe Basin in Karonga and Chitipa districts for Malawi	ESTIMATED COST OF THE PROJECT The proposed total estimated cost of the project is MK 580, 000,000,000 (US\$829 million)
PROJECT NAME: DEVELOPMENT OF HYDRO-POWER PLANTS	
PROJECT DESCRIPTION The project will involve the development of hydro power plants and associated transmission lines to the nearest grid substation at Fufu in Rumphu, Kholombidzo in Nkhotakota and Mpatamanga in Chikwawa.	PROJECT OUTPUT. Three new hydro-power plants at Kholombidzo, Fufu and Mpatamanga.
PROJECT OBJECTIVES To increase power supply in the country to meet the increasing demand.	STRUCTURE OF PARTNERSHIP The project will be implemented by the Department of Energy. The project will be financed by the government of Malawi with support from development partners.
PROJECT LOCATION The project will be implemented at Kholombidzo Shire River, Fufu and Mpatamanga	ESTIMATED COST OF THE PROJECT The total cost will be estimated upon completion of feasibility studies.

OUTCOME: UNDERSERVED COMMUNITIES BE ABLE TO USE RENEWABLE AND CLEAN ENERGY	
PROJECT NAME: MALAWI RURAL ELECTRIFICATION PROJECT	
PROJECT DESCRIPTION The project will increase access to electricity in rural areas including 336 trade centers and health facilities. The project therefore envisage to increase the 1% access rate to electricity in rural areas and also to provide alternative and modern source of energy to rural areas.	PROJECT OUTPUT Rural areas, 336 trade centres and health facilities electrified.
PROJECT OBJECTIVES To construct power lines and electrify rural al areas	STRUCTURE OF PARTNERSHIP The project will be implemented by the Department of Energy Affairs in collaboration with Electricity Supply Corporation of Malawi Limited (ESCOM). PPP arrangement can fast track the project.
PROJECT LOCATION The project will be implemented across all the districts in the country.	ESTIMATED COST OF THE PROJECT The total estimated cost of the project is K23,226,260,000.
OUTCOME: IMPROVED ENVIRONMENT FOR INVESTMENT AND PRIVATE SECTOR DEVELOPMENT	
PROJECT NAME: DEVELOPMENT OF SPECIAL ECONOMIC ZONES	
PROJECT DESCRIPTION The project entails establishing special economic zones aimed at contributing to the growth of the industrial sector and economic development of the country. The economic zones will be developed in line with the identified areas for appropriate investment for development of industrial parks by government of Malawi.	PROJECT OUTPUT Industrial parks in the identified districts comprising various industries.
PROJECT OBJECTIVES The project aims to attract foreign investments in industrial development and boost domestic production.	STRUCTURE OF PARTNERSHIP The project will be implemented by the Ministry of Industry Trade and Tourism Development with coordination from the Malawi Investment Trade Centre. The project will also be implemented under PPP arrangements.
PROJECT LOCATION Mzuzu, Nkhata-Bay, Lilongwe, Liwonde Mangochi and Blantyre	ESTIMATED COST OF THE PROJECT The costs of the industrial parks will be after completion of feasibility studies.

PRIORITY AREA 4: TRANSPORT AND ICT INFRASTRUCTURE DEVELOPMENT

OUTCOME: ENHANCED ACCESS TO INPUTS AND TO LOCAL AND INTERNATIONAL MARKETS BY PRODUCERS	
PROJECT NAME: REHABILITATION AND EXPANSION OF RAILWAY LINE (LIMBE TO MARKA, NKAYA TO MCHINJI RAILWAY LINES)	
PROJECT DESCRIPTION The project involves rehabilitating as well as expanding railway lines from Nkaya to Mchinji and Limbe to Marka which will lead to improved railway system in Malawi.	PROJECT OUTPUT 697 Km of railway line rehabilitated and upgraded.
PROJECT OBJECTIVES To rehabilitate and expand the railway line and related infrastructure.	STRUCTURE OF PARTNERSHIP The project will be implemented by the Ministry of Transport and Public Works under department of Railways. The project will be financed by the Government of Malawi
PROJECT LOCATION The project is located in the central and southern region of the country covering Mchinji, Salima, Lilongwe, Dowa, Dedza, Ntcheu, Balaka, Blantyre, Thyolo, Chikwawa and Nsanje	ESTIMATED COST OF THE PROJECT The total estimated cost is MK562.5 billion (US\$ 750,000,000).
OUTCOME: ENHANCED WATER TRANSPORT SERVICES AND SAFETY	
PROJECT NAME: CONSTRUCTION AND REHABILITATION OF PORTS AND JETTIES (Chipoka, Chilumba, Nkhatabay, Likoma and Nkhotakota)	
PROJECT DESCRIPTION The project involves rehabilitation of Chipoka and Chilumba ports; rehabilitation of Nkhatabay jetty and construction of new jetties at Likoma and Nkhotakota.	PROJECT OUTPUT. Rehabilitated ports at Chilumba and Chipoka; rehabilitated jetty at Nkhatabay; new constructed jetties at Likoma and Nkhotakota.
PROJECT OBJECTIVES To rehabilitate and construct ports and jetties.	STRUCTURE OF PARTNERSHIP The project will be implemented by the Ministry of Transport and Public Works under department of Marine services. The project will be financed by the Government of Malawi
PROJECT LOCATION The project is located in the northern and central regions of the country covering Karonga, Likoma, Salima and Nkhotakota.	ESTIMATED COST OF THE PROJECT The total estimated cost is MK 17.00 billion.

PROJECT NAME: DEVELOPMENT OF NSANJE WORLD INLAND PORT	
PROJECT DESCRIPTION The project will provide a direct Waterway transport system between the port in Nsanje in Malawi and the port of Chinde at the mouth of Zambezi on the Indian Ocean. In addition the project will provide a multi-modal inland transport linkage for Malawi and neighboring countries within the region.	PROJECT OUTPUT A navigable waterway link from Nsanje to Chinde on the Indian Ocean.
PROJECT OBJECTIVES The overall objective of the project is to open the Shire and Zambezi rivers for navigation to the Indian Ocean and developing an efficient transport System	STRUCTURE OF PARTNERSHIP The project will be implemented by the Ministry of Transport and Public Works. It will be financed through a consortium made up of donor agencies, the private sector and governments of the participating states.
PROJECT LOCATION The project falls within the territories of two countries namely Malawi and Mozambique.	ESTIMATED COST OF THE PROJECT The total estimated cost is MK285,000,000 (\$380,000,000) for infrastructure developments.
OUTCOME: IMPROVED TRANSPORTATION SERVICES FOR FOREIGN BUSINESS AND THE TOURISM INDUSTRY	
PROJECT NAME: EXPANSION AND REHABILITATION OF AIRPORTS (CHILEKA INTERNATIONAL AIRPORT, KAMUZU INTERNATIONAL AIRPORT AND MZUZU AIRPORT)	
PROJECT DESCRIPTION The project will rehabilitate and expand two airports namely: Chileka International Airport; and Kamuzu International Airport (KIA) in order to expand passenger handling capacity and improve the airports' surveillance capability which will lead to meeting the increasing demand in the aviation sub sector of Kamuzu and Chileka International Airports.	PROJECT OUTPUTS KIA: Passenger terminal Buildings expanded, Special Equipment and Airport surveillance System installed. Chileka: New International Terminal building fuel farm and cargo area constructed, Runways expanded, equipment installed/ replaced; fuel farm and new cargo area constructed.
PROJECT OBJECTIVES. To increase airport capacity, improve efficiency of airport operations and secure safety of airport users.	STRUCTURE OF PARTNERSHIP KIA will be implemented by the Ministry of Transport with financial support from Japanese government. For Chileka, implementation will be through a Joint Venture between government of Malawi and a Chinese contractor (AFECC LTD)
PROJECT LOCATION Lilongwe and Blantyre	ESTIMATED COST OF THE PROJECT

	The project cost for KIA is JPY3,675,000,000 from Japanese government and for Chileka is US\$198,470,000 of which 85% is expected to be a loan from Exim Bank of China and 15% AFECC LTD.	
OUTCOME: IMPROVED ACCESS TO INCLUSIVE SOCIAL AND PUBLIC SERVICES FOR THE URBAN AND RURAL POPULATION INCLUDING CONSIDERATION OF WALKING AND CYCLING		
PROJECT NAME: REHABILITATION AND UPGRADING OF ROADS		
PROJECT DESCRIPTION The project will upgrade and rehabilitate the following roads: Lilongwe Old airport- Kasiya-Santhe road, Thyolo-Thekerani-Makhanga, Ntcheu-Tsangano-Neno-Mwanza, Njakwa-Livingstonia-Chitimba, KIA junction-Kasungu-Jenda-Mzimba T/O, Kaphatenga-Nkhotakota-Dwangwa, Mzimba T/O- Mzuzu-Kacheche and Mangochi-chiponde-Naminga.	PROJECT OUTPUTS 1000KMs and 500KMs of road rehabilitated and upgraded respectively.	
PROJECT OBJECTIVES		
To improve road infrastructure which will stimulating economic activities in the projects areas thereby contributing to the national economic growth.	STRUCTURE OF PARTNERSHIP The project will be implemented by the Roads Authority. Financing will be by the Government of Malawi and Development partners.	
PROJECT LOCATION		
The project will be implemented in various districts of the country.		ESTIMATED COST OF THE PROGRAMME The project will cost MK564 billion.
OUTCOME: INCREASED ACCESS TO INFORMATION AND COMMUNICATION SERVICES		
PROJECT NAME: NATIONAL FIBER BACKBONE		
PROJECT DESCRIPTION The Project will install fiber from the northern border district of Chitipa to Nsanje in the south, through Lilongwe, Blantyre and Zomba.	PROJECT OUTPUT Improved internet bandwidth capacity and connectivity	
PROJECT OBJECTIVES		
Connect all major sectors of the economy and government agencies in the country to a high speed optical fiber based network		STRUCTURE OF PARTNERSHIP The project will be implemented by E-government through Huawei company and financed by Exim Bank of China.
PROJECT LOCATION		ESTIMATED COST OF THE PROJECT

<p>The fibre will be laid from northern border district of Chitipa to Nsanje in the Southern region, through Lilongwe, Blantyre and Zomba. The Project will have drop off points in Escom Substation in the districts.</p>	<p>The project is going to be financed through a soft loan from China Exim Bank and will be with the Contract Sum amounting to US\$ 22,888,388.21 (approximately MWK 17,000,000,000.00)</p>
<p>PROJECT NAME: DIGITAL MALAWI</p>	
<p>PROJECT DESCRIPTION The project will invest in broadband infrastructure and digital enablers such as digital leadership, enabling policy regulation, accountability institutions and relevant digital skills. In this regard, the digital Malawi will lay the foundations of a digitally-enabled economy, increase access to services thereby improving quality of life for all citizens.</p>	<p>PROJECT OUTPUT Improved efficiency of government operations and service delivery through shared public service delivery platforms; Widespread access to internet by the citizens of Malawi.</p>
<p>PROJECT OBJECTIVES To provide reliable, fast and adaptive ICT infrastructure, systems and an enabling environment that will facilitate provision of e-services thereby enhancing public service delivery.</p>	<p>STRUCTURE OF PARTNERSHIP The project will be implemented by E-government and financed by the World Bank</p>
<p>PROJECT LOCATION The project will be implemented in government premises throughout the country</p>	<p>ESTIMATED COST OF THE PROJECT The cost of the loan from World Bank is amounting to US\$80 million.</p>
<p>PRIORITY AREA 5: HEALTH AND POPULATION MANAGEMENT</p>	
<p>OUTCOME: IMPROVED ACCESS AND EQUITABLE HEALTH SERVICE DELIVERY</p>	
<p>PROJECT NAME: CONSTRUCTION OF NEW DISTRICT HOSPITALS</p>	
<p>PROJECT DESCRIPTION The project involves constructing new fully fledged district hospitals for selected districts facilitate improved service delivery at the district level</p>	<p>PROJECT OUTPUT Modern hospitals constructed in selected districts.</p>
<p>PROJECT OBJECTIVES Construct modern district hospitals to improve the secondary health care delivery and referral system in the districts.</p>	<p>STRUCTURE OF PARTNERSHIP The project will be implemented by the Ministry of Health with coordination from the Department of Buildings. The project will be financed by the Government of Malawi</p>

<p>PROJECT LOCATION Lilongwe, Blantyre, Phalombe, Kasungu, Dowa, Mzimba North, Chikwawa, Likoma, Balaka and Chitipa</p>	<p>ESTIMATED COST OF THE PROJECT The cost will be estimated upon completion of feasibility studies.</p>
<p>PROJECT NAME: CONSTRUCTION OF MILITARY REFERRAL HOSPITAL</p>	
<p>PROJECT DISCRPTION The project will construct a referral hospital with various departments such as Medical Department, Surgical Department, Pediatric Department, Obstetric and Gynecology Department, Emergency/Trauma Department as well as Out Patient Department</p>	<p>PROJECT OUTPUTS Outpatient department (OPD), pharmacy and administration blocks constructed Pathodology department, accident and emergency blocks, X-Ray department (radiology) and operating theatres constructed E care Unit, central sterile supply department (CSSD), adult acute ward, mortuary, laundry, central stores and catering department constructed</p>
<p>PROJECT OBJECTIVES To construct a military referral hospital that will provide specialised medical services to the military personnel and the general public with a view of reducing medical expenses and improving the health sector services delivery</p>	<p>STRUCTURE OF PARTNERSHIP The project will be implemented by Ministry of Defence with funding from both Malawi government and loan from Chinese government who will do the actual design and the construction works of the Military Referral Hospital</p>
<p>PROJECT LOCATION The project will be constructed at the Malawi Defence Force Headquarters - Lilongwe District</p>	<p>PROJECT COST The total estimated cost of the project MK22,500,000,000.00 (US\$30 Million) [1 US\$= MK750]</p>
<p>PROJECT NAME: CONSTRUCTION OF CANCER CENTRES; LILONGWE, BLANTYRE AND MZUZU.</p>	
<p>PROJECT DESCRIPTION The project encompasses construction of three Cancer Centers that will offer specialized and affordable treatment in order to address the growing problem of cancer in Malawi with over 20,000 new cancer cases reported every year.</p>	<p>PROJECT OUTPUTS Three specialized cancer centres offering specialized and affordable treatment to many Malawians in the country's three cities.</p>
<p>PROJECT OBJECTIVES</p>	<p>STRUCTURE OF PARTNERSHIP</p>

Construct three cancer treatment centres which will provide specialized cancer treatment.	The project will be implemented by the Ministry of Health with coordination from the Department of Buildings .The project will be financed by the Malawi government and donors (OFID).
PROJECT LOCATION Lilongwe, Mzuzu, Blantyre	ESTIMATED COST OF THE PROJECT The estimated cost of construction is estimated at MK 12,000,000,000.
PROJECT NAME: CONSTRUCTION OF COMMUNITY HOSPITALS	
PROJECT DESCRIPTION The project involves constructing hospitals to offer primary health services to communities so that people do not travel long distances to access medical care.	PROJECT OUTPUTS Newly constructed and upgraded health centres Newly constructed community hospitals
PROJECT OBJECTIVES Increase primary health coverage by constructing and upgrading health centres and community hospitals.	STRUCTURE OF PARTNERSHIP The project will be implemented by the Ministry of Health with coordination from the Department of Buildings. Financing will be through the Health Sector Joint Fund and the Government of Malawi.
PROJECT LOCATION Selected districts in the northern, central and southern regions.	ESTIMATED COST OF THE PROJECT MK 27,414,162,500
OUTCOME: INCREASED RETENTION OF HUMAN RESOURCES FOR THE MINISTRY OF HEALTH	
PROJECT NAME: UMOYO STAFF HOUSING	
PROJECT DESCRIPTION The project involves constructing staff housing for healthcare personnel in selected facilities countrywide which will assist in enhancing deployment of healthcare workers to health facilities across the country currently being hampered by lack of decent and adequate accommodation. This will improve health service delivery in hard to reach areas.	PROJECT OUTPUT 10,000 staff houses constructed. Residential houses and flats constructed for healthcare personnel.
PROJECT OBJECTIVES To construct decent accommodation for healthcare workers in selected areas nationwide.	STRUCTURE OF PARTNERSHIP The project will be implemented by the Ministry of Health with coordination from the Department of Buildings. The project will be co-financed by the Government of Malawi and the Health Sector Joint Fund.
PROJECT LOCATION	ESTIMATED COST OF THE PROJECT The estimated cost of construction is estimated at MK 12,950,000,000.

Karonga, Likoma, Mzimba, Nkhata Bay, Rumphu, Kasungu, Mchinji, Chikhwawa, Neno, Phalombe, Thyolo	
OUTCOME: SKILLED AND EMPOWERED YOUTH POPULATION	
PROJECT NAME: JOBS FOR YOUTH	
PROJECT DESCRIPTION The Jobs for Youth project seeks to economically empower young women and men for improved employability in decent work and sustainable entrepreneurship in the country.	PROJECT OUTPUT The project is expected to create an estimated 17,000 jobs and 6,000 businesses for the youth.
PROJECT OBJECTIVES To address youth employment issues by fostering entrepreneurship and job creation.	STRUCTURE OF PARTNERSHIP The project will be coordinated through the Ministry of Labour, Youth and Manpower Development. It will be co-financed by the Government of Malawi and African Development Bank/
PROJECT LOCATION The project will be implemented nationwide targeting University and Community College graduates to encourage entrepreneurship.	ESTIMATED COST OF THE PROJECT The total cost is MK 9,180,000,000 (US\$12.24 million of which US\$1.74 million is a grant).

ANNEX 2: IMPLEMENTATION PLAN / OPERATIONAL MATRIX

AGRICULTURE, WATER DEVELOPMENT AND CLIMATE CHANGE MANAGEMENT			
GOAL: To achieve sustainable agricultural transformation that is adaptive to climate change and enhances ecosystem services			
Medium Term Expected Outcomes	Strategies	Actions and Activities	Coordinating Institution
AGRICULTURE Increased agricultural production and productivity.	Promoting and strengthening agricultural extension and rural advisory services.	<ul style="list-style-type: none"> Conduct trainings including refresher trainings for extension officers. Reinforce standards for regulating provision of extension and advisory services. Create a database of all agriculture extension programs and providers. Strengthen coordination among all extension service providers at all levels. Harmonize extension messages on various agricultural technologies amongst extension service providers. Promote use of innovative extension approaches such as model village farmer field schools, farmer business schools, plant clinics, lead farmers. 	MoAIWD NGOs Academic institutions Non State actors DPs
	Supporting inclusive agricultural innovation systems for research, technology generation, and dissemination.	<ul style="list-style-type: none"> Promote participation of the private sector and farmer organizations in the development of new seed varieties, livestock breeds, fish fingerlings, fish feed and other agricultural technologies. Develop programs aimed at arresting agro-biodiversity deterioration and integrating diverse species in agricultural production. Promote soil nutrient analysis for efficient fertilizer application and utilization. Facilitate commercial application of agricultural biotechnologies. Facilitate private sector imports of germ plasm, foundation seed, and varieties that have been empirically tested, approved, and certified Foster collaboration among DARS, national universities, private sector and other entities involved in the development of new agricultural technologies. Promote demand-driven and participatory research, which involves farmers and consumers. Develop technologies for agro-processing, preservation and storage to reduce post-harvest loss. Integrate indigenous knowledge with scientific research for agriculture. Develop mechanisms for protecting and enforcing plant breeder's and other intellectual property rights in agricultural research. 	MoAIWD NGOs Academic institutions Non State actors Farmers Organisations Research Institutions DPs DARS ICRISAT

	<p>Increasing agricultural mechanization.</p>	<ul style="list-style-type: none"> • Establish a revolving fund for maintenance and repair. • Capacity development on the use and maintenance of equipment. • Conduct research on the feasibility of adopting different technologies. • Acquire appropriate machinery based on the analysis outcome. • Provide taxation incentives on agricultural machinery. 	<p>MoAIWD, NGOs, Academic institutions Non State actors Farmers Organisations Research Institutions DPs, DARs, MRA</p>
	<p>Promoting infrastructure investments for large scale irrigation schemes.</p>	<ul style="list-style-type: none"> • Sustainably develop areas with irrigation potential to facilitate utilization of irrigable land. • Promote year round diversified irrigation farming. • Promote partnerships between the private and public sectors (PPPs) in irrigation investments. • Mobilize resources for increased public investment in irrigation development. • Promote and invest in water harvesting technologies and storage systems for irrigation. • Ensure environmental and social impact assessments and environmental mitigation and management plans are implemented for all irrigation projects. 	<p>MoAIWD NGOs Academic institutions Non State actors DPs Private Sector MCCCCI</p>
	<p>Facilitating and supporting improved coordination and capacity as well as infrastructural development for improved agricultural service delivery</p>	<ul style="list-style-type: none"> • Mobilize resources to improve extension delivery systems within districts and EPAs. • Strengthen pluralistic demand-driven extension policy and its implementation. • Build capacity to coordinate the pluralistic and decentralized extension system • Conducting stakeholder mapping • Acquire equipment and Personal protective gear. • Build and rehabilitate housing and offices for agricultural staff. • Mobilize resources for construction and maintenance of infrastructure for cutting-edge research. • Collaborate on rural electrification programs for agricultural area offices, staff houses, and agro-processing hubs. 	<p>MoAIWD NGOs MoTPW NGOs Non State actors DPs</p>
	<p>Promoting reforms of agricultural institutions and programmes to make them more sustainable and cost effective.</p>	<ul style="list-style-type: none"> • Explore manufacturing or blending fertilizers locally or regionally to reduce costs. • Encourage and broaden private sector participation in fertilizer and other farm input markets. • Review subsidy programmes such as FISP. • Incorporate complimentary integrated soil fertility management practices in the FISP package. 	<p>MoAIWD MoFEPD NGOs Academic institutions Farmers organisations DPs</p>

		<ul style="list-style-type: none"> Promote zoning and crop diversification. Improve the procurement efficiencies of farm inputs to ensure timely delivery. Improve and scale up innovative approaches for delivery of agricultural services. Improve the targeting criteria of subsidies to be in line with the commercialization of subsistence farmers. 	
Increased land under irrigation	Developing areas with irrigation potential	<ul style="list-style-type: none"> Identify areas with irrigation potential. Construct small, medium and large scale irrigation schemes. Provide credit facilities to smallholder and commercial irrigation farmers. Undertake integrated planning in irrigation programmes. Provide support infrastructure. Create an enabling environment for private sector participation. Rehabilitate and maintain existing irrigation schemes and small earth dams. 	MoAIWD OPC GBIA DPs Private Sector Non-state Actors
Increased agricultural diversification.	Conducting and promoting research and use of appropriate technologies in irrigation Enhancing technical and institutional capacities in irrigated agriculture Promoting diversified crop and livestock production and utilization. Promoting and encouraging sustainable fisheries management and commercial aquaculture development.	<ul style="list-style-type: none"> Conduct research in irrigation technology. Increase water harvesting technologies. Enhance technology transfer and absorption. Enhance capacity in irrigation institutions. Establish and empower cooperatives and water use associations. Promote collaboration among stakeholders. Undertake awareness campaigns. Produce crop and livestock utilization material. Translate into vernacular languages. Conduct training of trainers on crop and livestock diversification. Identify and train lead farmers on crop and livestock diversification. Construct fish ponds. Enhance production of fingerlings. Enforce fishing regulations. Develop integrated fish farming schemes. Encourage cage aquaculture. 	MoAIWD, OPC, GBIA, DP, Private Sector, Non-state Actors MoAIWD NGOs Academic institutions Farmers organisations DPs MoAIWD DPs Research institutions Private sector e.g. MALDECO World Fish Centre

Improved nutrition and food security.	Foster adequate market supply of diverse and nutritious foods.	<ul style="list-style-type: none"> • Conduct acute and chronic food insecurity assessments. • Review tax on high nutritional value food stuffs. • Sensitize communities on use of indigenous nutrient dense foods. • Scale-up social protection programs to cater for the most vulnerable food insecure households. • Review targeting mechanisms for the delivery of safety net programmes. 	MoFEPD MoAIWD MRA, DHAN MoGCDSW DPs, MoH, MVAC
	Promote technologies that reduce post-harvest losses in storage, preservation and food processing.	<ul style="list-style-type: none"> • Undertake research to identify technologies. • Undertake sensitization campaigns to raise awareness. • Train farmers in both technological and non-technological post-harvest management. • Encourage traditional way of storing and processing traditional crops. • Construct communal metallic silos. • Link farmers to readily available markets. 	MoAIWD MoLMDS MoFEPD MoITT DPs Academic Institutions Vocational training institutions
	Promote private sector investments in production, processing and marketing of high quality nutritious foods; including complementary food.	<ul style="list-style-type: none"> • Provide tax incentives for large investments. • Enter into PPPs. • Improve access to credit and finance for private sector business to encourage the production of nutritious foods. • Facilitate private sector branding or generic advertising and branding that meets global quality standards 	MoAIWD, MoFEPD MoITT, DPs Financing institutions Private sectors MCCCCI, MRA MBS
	Promoting bio-fortification and fortification of major staple food.	<ul style="list-style-type: none"> • Encourage investment in food value chain for fortification and nutrient supplementation. • Enhance plant breeding and biotechnology techniques. • Undertake awareness campaigns on bio-fortified and fortified foods. • Link private sector firms to bio-fortification initiatives. 	MoAIWD, MoFEPD MoITT, DPs Private sectors MCCCCI, MBS Research institutions
	Promoting food and nutrition education for all.	<ul style="list-style-type: none"> • Link local farmer organizations with community-level Nutrition Care Groups to create nutrition-focused synergies. • Undertake extension education and behavioral change communication for improved nutrition. 	MoAIWD, MoEST MoLGRD, LUANAR DHAN, Private sectors Non-state actors
	Promoting education and research into use, propagation and conservation of indigenous Malawian food.	<ul style="list-style-type: none"> • Identify existing high value indigenous food • Conduct research on the use and conservation of indigenous food. • Undertake sensitization campaigns. • Collaborate with other research institutions. • Mobilize resources for indigenous food research. 	MoAIWD MNREM LUANAR Research Institutions ICRISAT
Increased agriculture market development, agro processing and value addition.	Promoting regional and global exports of value-added agricultural commodities.	<ul style="list-style-type: none"> • Monitor trade barriers in Malawi's agriculture export markets. • Conduct extensive promotion of agricultural products abroad. 	MoAIWD, MoITT MCCCCI, MBS MoFAIC

	<ul style="list-style-type: none"> Undertake market research to develop a profile for high impact agricultural enterprises that provide good returns on investment. Encourage compliance and commitment to bi-lateral and multi-lateral regional integration instruments. Improve product quality and safety for export-oriented processing clusters. Develop and enforce the use of grading and quality standards in oil seed and sugarcane products, livestock and meat, dairy products, and fisheries. Facilitate the development of process control, product examination and certification services for agricultural commodities. Strengthen audit and accreditation systems for the agriculture sector. Develop customized training programs to improve quality, control disease, and assure on-farm food safety. 	<p>RBM MRA Private sector Academic institutions</p> <p>MoAIWD MoITT MCCCI MBS RBM MRA Private sector Commodity Exchange</p>
Supporting improvements in quality standards and grading systems for all agricultural commodities.	<ul style="list-style-type: none"> Encourage joint ventures, linkages, and partnerships for value addition between farmer organizations and processors. Strengthen functionality of commodity exchanges and warehouse receipt systems. Conduct intensive finance literacy and agribusiness training, especially among women, youth and persons with disability. Initiate and implement consumer literacy programs along the agricultural value chains. Construct and maintain agriculture-related infrastructure. Promote niche markets for non-traditional products for exports, e.g., oil seeds and fisheries. Facilitate the use of contract farming, out-grower schemes, and other value chain coordinating mechanisms for smallholder commercialization. 	<p>MoAIWD MoITT MCCCI MBS MRA CAMA Private sector Commodity Exchange</p>
Promoting the development of efficient and inclusive agricultural value chains.	<ul style="list-style-type: none"> Establish a representative coordinating body to develop value chains. Develop a policy framework for the pricing of agricultural produce and products. 	<p>MoAIWD, MoITT MCCCI MITC CFTC Private sector</p>
Facilitating the creation of new structured markets, especially in oilseeds, sugarcane, livestock, and animal feed and fisheries products.	<ul style="list-style-type: none"> Support collaborative collection, processing, and dissemination of agricultural market data. 	<p>MoAIWD MoICT E-Government AHL Commodity Exchange</p>
Strengthening and harmonizing agricultural market information systems.		

	<ul style="list-style-type: none"> Facilitate access to modern information and communication technology (ICT) tools among farmers and agro-businesses in rural communities and households. Build capacity for producers and farmers in the use of market information systems. Strengthen national agricultural information management programmes using ICT based technologies. 		
<p>MoAIWD MoITT OPC MBS CAMA</p>	<ul style="list-style-type: none"> Support policy consistency and coherence on food security, food safety and trade. Promote evidence-based trade policy formulation, dialogue and implementation. Support capacity development for trade policy formulation and implementation; impact assessment; and negotiation on agro-based products. Enforce adherence to food safety standards. 	<p>Ensuring transparency in trade policies and regulations.</p>	
<p>MoAIWD MoITT MoFEPD MBS Private Sector MCCCI DPs Academic Institutions</p>	<ul style="list-style-type: none"> Encourage creation of processing and value addition clusters and hubs especially in rural areas. Building the capacity of male and female smallholder farmers in managing value chains and enterprise management. Mobilize resources to cater for small and medium agro-processing enterprises through enhancing partnerships with other state and non-state actors. Strengthen national agro-processing forums to coordinate the implementation of agro-processing interventions by all stakeholders. Conduct expos for agricultural value added products in the domestic and export markets. Promote value addition in selected agro-based products for import substitution. Support district level alignment of localized agro-processing strategies. 	<p>Promoting agricultural value addition and agro-processing.</p>	
<p>MoAIWD MoITT GBIA Private Sector Non-state Actors Farmer Organizations</p>	<ul style="list-style-type: none"> Promote partnerships for all agro-processing related institutions. Capacity development in agricultural marketing. Procure and provide agro-processing facilities. Enhance availability and utilization of market information. Develop supportive infrastructure. Enhance farmers' cooperatives and associations. Provide appropriate storage facilities. 	<p>Coordinating and strengthening agricultural marketing.</p>	

Enhanced agricultural risk management.		<ul style="list-style-type: none"> Organize and strengthen local produce markets. Encourage contract marketing. Strengthen market infrastructure. Support programs mitigating land degradation, such as catchment area protection and appropriate farming practices. Designate protected land areas, forests, and water shores for conservation. Promote agro-ecological zoning and implementation of farming systems on the basis of spatial comparative advantage. Promote conservation agriculture. Promote and invest in agroforestry technologies and systems. Promote the use of nitrogen-fixing plants in crop farming systems. Promote the judicious use of organic and inorganic fertilizers. Promote application of lime in high acidic soils. Develop and rehabilitate irrigation schemes. Conduct research on irrigation and irrigation technologies. Establish and build capacity of Water Users Associations (WUA). Build technical capacity for irrigation management. Establishing rain and ground water harvesting systems. Integrate irrigation initiatives with other livelihood activities. Facilitate management of water catchment areas. Enforce regulation on irrigation farming. Regular monitoring of soil pH in irrigation schemes. Provide credit facilities to commercial irrigation farmers. Promote labour saving technologies that enhance natural resource conservation. Promote natural resource management systems and technologies. Promote participation in natural resource management. Strengthen the capacity of national repository center (Gene bank) for plant and livestock genetic resources. Strengthen conservation of indigenous animal breeds. Empower communities, through capacity strengthening initiatives for on farm conservation and sustainable utilization of agro-biodiversity. Designate in situ conservation sites for crop wild relatives in protected areas. Enhance food market information system. Promote contract farming. 	<p>MoAIWD MoLHUD MoNREM DPs NGOs LEAD</p> <p>MoAIWD, MoNREM DPs NGOs LEAD Academic Institutions</p> <p>MoAIWD MoTPW MoNREM NGOs DPs Farmer Organisations Research Institutions</p> <p>MoAIWD MoNREM DPs NGOs LEAD Academic Institutions</p> <p>MoAIWD Commodity Exchange</p>
	Promoting climate-smart agriculture and sustainable land and water management.	<ul style="list-style-type: none"> Promote conservation agriculture. Promote and invest in agroforestry technologies and systems. Promote the use of nitrogen-fixing plants in crop farming systems. Promote the judicious use of organic and inorganic fertilizers. Promote application of lime in high acidic soils. 	<p>MoAIWD, MoNREM DPs NGOs LEAD Academic Institutions</p>
	Promoting integrated soil fertility management.	<ul style="list-style-type: none"> Develop and rehabilitate irrigation schemes. Conduct research on irrigation and irrigation technologies. Establish and build capacity of Water Users Associations (WUA). Build technical capacity for irrigation management. Establishing rain and ground water harvesting systems. Integrate irrigation initiatives with other livelihood activities. Facilitate management of water catchment areas. Enforce regulation on irrigation farming. Regular monitoring of soil pH in irrigation schemes. Provide credit facilities to commercial irrigation farmers. 	<p>MoAIWD MoTPW MoNREM NGOs DPs Farmer Organisations Research Institutions</p>
	Promoting sustainable irrigation in crop production.	<ul style="list-style-type: none"> Promote conservation agriculture. Promote and invest in agroforestry technologies and systems. Promote the use of nitrogen-fixing plants in crop farming systems. Promote the judicious use of organic and inorganic fertilizers. Promote application of lime in high acidic soils. 	<p>MoAIWD, MoNREM DPs NGOs LEAD Academic Institutions</p>
	Promoting integrated conservation and utilization of Malawi's rich agro-biodiversity.	<ul style="list-style-type: none"> Strengthen the capacity of national repository center (Gene bank) for plant and livestock genetic resources. Strengthen conservation of indigenous animal breeds. Empower communities, through capacity strengthening initiatives for on farm conservation and sustainable utilization of agro-biodiversity. Designate in situ conservation sites for crop wild relatives in protected areas. 	<p>MoAIWD MoNREM DPs NGOs LEAD Academic Institutions</p>
	Promoting market risk management.	<ul style="list-style-type: none"> Enhance food market information system. Promote contract farming. 	<p>MoAIWD Commodity Exchange</p>

		<ul style="list-style-type: none"> • Monitor prices and exchange rates. • Promote the use of warehouse receipts. 	AHL
	Harmonizing key messages and incentives on climate-smart agriculture and sustainable land and water management.	<ul style="list-style-type: none"> • Review existing literature on climate-smart agriculture and sustainable land and water management. • Develop a communication template with a harmonized message. • Undertake sensitization campaigns. 	MoAIWD, MoNREM LEAD DPs NGOs Academic Institutions
	Promoting integrated pest and disease management	<ul style="list-style-type: none"> • Invest in and maintain infrastructure and equipment for pest and disease management including dip tanks and mist blowers. • Empower communities through capacity strengthening initiatives to manage infrastructure for pest and disease control. • Test and explore bio-technology options for disease and pest control. 	MoAIWD MoNREM LEAD DPs NGOs Academic Institutions
Increased empowerment of the youth, women, persons with disability and vulnerable groups in agriculture.	Promoting establishment of cooperatives.	<ul style="list-style-type: none"> • Facilitate community mobilization. • Build capacity of the community members. • Link cooperatives to financial institutions. • Organize exchange visits. 	MoAIWD MoITT COMSIP NGOs SMED
	Promoting access to, ownership and control of productive resources.	<ul style="list-style-type: none"> • Conduct community sensitization on human rights. • Build capacity of women, youth and persons with disabilities. 	MoAIWD, MoGCDSW MoCECCD, DPs FEDOMA
	Promoting agricultural education and technical training for women, youth, and vulnerable groups.	<ul style="list-style-type: none"> • Review curriculum. • Conduct training of trainers. • Identify and build capacity of lead farmers. 	MoAIWD MoEST Academic Institutions DPs, FEDOMA
	Promoting access to finance for women, youth and vulnerable groups in agriculture.	<ul style="list-style-type: none"> • Link rural women and youth to financial services and agricultural credit. • Advocate for the strengthening of micro-finance institutions in rural areas. • Build capacity of farmer organizations to facilitate delivery of financial services to their members. • Design and implement innovative financing schemes for rural farmers. • Strengthen farmer and agro-entrepreneur understanding and adherence to loan and agricultural credit procedures. • Advocate for the establishment of an agricultural development fund or bank which is reinsured through insurance companies. 	MoAIWD MoGCDSW MoCECCD DPs Financial Institutions

WATER DEVELOPMENT			
Increased access to water resources.	Improving efficient and sustainable use of water in all irrigation schemes.	<ul style="list-style-type: none"> Undertake sensitization campaigns Conduct research on efficient water technologies Rehabilitate existing infrastructure to reduce water loss Promote efficient water use technologies. 	MoAIWD DPs NGOs Academic Institutions
	Supporting integration of irrigation in power generation in sustainable water management investment.	<ul style="list-style-type: none"> Undertake feasibility studies Rehabilitate irrigation infrastructure to support power generation Construct multipurpose dams Undertake integrated planning in water development programs. 	MoAIWD DPs NGOs Academic Institutions
	Enhancing rainwater harvesting, conservation and utilization.	<ul style="list-style-type: none"> Increasing water harvesting technologies Conduct research on water harvest technologies Develop springs for multipurpose use including tourism 	MoAIWD DPs NGOs Academic Institutions
	Improving water supply in rural and urban areas.	<ul style="list-style-type: none"> Construct and rehabilitate boreholes Install and rehabilitate pipe water in urban and rural areas Update the water management information system Develop and rehabilitate other types of water infrastructure 	MoAIWD DPs NGOs Academic Institutions Private Institution
	Promoting empowerment of local communities to properly develop and manage catchment areas.	<ul style="list-style-type: none"> Establish and develop capacity of WUAs to maintain catchment areas Undertake sensitization on the management areas Support catchment protection initiatives Enhance ground water and catchment management Promote the integrated watershed management approach to deal with land degradation challenges 	MoAIWD DPs NGOs Academic Institutions
Enhanced integrated water resources management at all levels.	Institutionalizing practical Operations and Maintenance (O&M) framework at all levels.	<ul style="list-style-type: none"> Develop capacity in O&M Enhance stakeholder coordination and participation Review existing regulations Review institutional arrangement 	MoAIWD DPs NGOs Academic Institutions
	Promoting community-based management of rural water supply facilities.	<ul style="list-style-type: none"> Undertake capacity development of WUAs Establish revolving funds for maintenance purposes 	MoAIWD DPs NGOs
	Strengthening monitoring and evaluation system for water utilization and management.	<ul style="list-style-type: none"> Develop capacity to undertake monitoring and evaluation Conduct routine monitoring exercises Maintain database 	MoAIWD DPs NGOs
	Promoting scientific research and investigation.	<ul style="list-style-type: none"> Collaborate with other research institutions Strengthen collection and management of data. 	MoAIWD, DPs, NGOs Academic Institutions

				Private Sector Research Institutions
CLIMATE CHANGE MANAGEMENT				
Improved weather and climate monitoring for early warning, preparedness and timely response.	Promoting effective and efficient generation, analysis and utilization of reliable, responsive, high quality, up to date and timely climate services	<ul style="list-style-type: none"> • Mobilize resources for water resource management • Enhance stakeholder coordination 	Prepare and communicate information on weather and climate Modernize climate change database Establish Global Telecommunication System (GTS) linkages Undertake data management activities Establish and rehabilitate meteorological archive Establish and run district climate information centers Strengthen collection of climate change and meteorological data Promote dissemination of weather/climate information for early warning, preparedness and response Promote harmonization of hydromet and agromet services for efficient, timely and integrated early warning system.	MoNREM MoAIWD DCCMS EAD DPs
	Improving spatial (by area and agro-ecological zone) weather and climate monitoring and prediction systems through automation and other IT advances.	<ul style="list-style-type: none"> • Review Table Driven Codes Manual • Expand and modernize station network • Create customized weather forecasts • Derive customized climate seasonal forecasts • Introduce new weather patterns observing sites • Conduct research on indigenous rainfall indicators • Strengthen coordination among stakeholders • Acquire and install modern equipment • Conduct user needs assessment survey on climate change and meteorological services 	MoNREM MoAIWD DCCMS DPs	
Strengthened policy operating environment for climate change and meteorological services.	Harmonizing climate change related policies	<ul style="list-style-type: none"> • Review, formulate and harmonize strategies and policies related to climate change • Finalize the draft National Meteorology policy 	MoNREM, DCCMS OPC MoJCA	
	Developing and enforcing legal and regulatory framework in climate change management.	<ul style="list-style-type: none"> • Formulate and review a Climate Change Policy and Act • Review meteorological data policy 	MoNREM DCCMS EAD OPC	
	Mainstreaming climate change issues in sectoral policies, plans and programmes.	<ul style="list-style-type: none"> • Incorporate climate change issues into national and sectoral development plans and policies • Incorporate climate change and meteorology in school curricula • Conduct advocacy and awareness campaigns • Undertake capacity development in climate change management 	MoNREM DCCMS EAD OPC MoEPD	

Enhanced community resilience to climate change impacts.	Promoting the adoption of low carbon emission development strategies	<ul style="list-style-type: none"> Establish air pollution monitoring network Establish UV radiation warnings Undertake inventories on greenhouse gases 	MoNREM, MoAIWD DCCMS, EAD DPs, Research Institutions
	Improving adoption of climate change adaptation and mitigation measures.	<ul style="list-style-type: none"> Undertake sensitization on adaptation and mitigation measures through extension services Advocate and undertake sensitization on crop weather insurance. Review and disseminate crop weather calendar Review agro-climatological requirements on selected main crops, livestock and wildlife Harmonize and integrate social protection and agriculture interventions to effectively build the resilience of vulnerable ultra-poor households. 	MoNREM MoAIWD DCCMS EAD DPs Research Institutions Financial Institutions
Enhanced climate change research and technology development.	Enhancing cross sectoral coordination of climate change programmes.	<ul style="list-style-type: none"> Revamp and strengthen sector working groups, technical and steering committees Promote networking with international organizations Undertake stakeholder sensitization 	MoNREM MoAIWD DCCMS EAD, DPs
	Improving access to domestic, bilateral and multilateral climate financing and private sector investments.	<ul style="list-style-type: none"> Lobby for resources to implement for specific adaptation and mitigation programs Establish a National Climate Change Management Fund Enter into agreements with bilateral and multilateral institutions Provide incentives for adoption of cleaner technologies 	MoNREM MoFAIC MoFEPD MoJCA EAD
	Promoting research, technology development and transfer in climate change and meteorology	<ul style="list-style-type: none"> Develop guidelines for research grants on climate change Collaborate with other research institutions Acquire and install modern equipment Strengthen collection of climate change and meteorological data. Mobilize resources for climate change research and technology 	MoNREM MoAIWD DCCMS EAD DPs Research Institutions

EDUCATION AND SKILLS DEVELOPMENT			
GOAL: Improve quality and relevant education and skills for all			
Medium term Expected outcomes	Strategies	Actions and Activities	Coordinating Institution
EARLY CHILDHOOD DEVELOPMENT			
Improved access and equity to Early Childhood Development (ECD)	Promoting ECD active feeding and stimulation-learning activities at an early stage for all children.	<ul style="list-style-type: none"> Construct and renovate purposefully ECD centers. Provide sanitation facilities in CBCCs Sustain and scale-up the targeted Feeding Program Link community care delivery to CBCCs Develop and distribute IEC materials and guidelines Enhance and strengthen transitioning programs to primary education 	MoGCDSW MoCECCD MoEST MoLGRD NGOs DPs
	Promoting early detection, intervention and inclusion of children with special needs.	<ul style="list-style-type: none"> Undertake community sensitization campaigns Train ECD instructors in special needs Conduct scouting exercises Provide special incentives for children with special need 	MoGCDSW, MoCECCD MoEST, MoLGRD NGOs, FEDOMA DPs
	Promoting early childhood care for orphans and vulnerable children.	<ul style="list-style-type: none"> Establish orphanages and child care facilities Establish linkages between CBCC/ECD and existing nutrition and HIV/AIDS services Support poor families in provision of alternative care 	MoGCDSW, MoCECCD MoEST, MoLGRD NGOs DPs
Improved quality ECD services for children in Malawi.	Enhancing service delivery in ECD	<ul style="list-style-type: none"> Design a curriculum for ECD that takes on board needs of children with disabilities Training of ECD teachers. Provide parental education and support groups on ECD. Acquire TLM for ECD centers Institute in-service training for primary school teachers in ECD Review remuneration to caregivers 	MoGCDSW MoCECCD MoEST MoLGRD NGOs DPs
	Strengthening the institutional framework for the delivery of ECD services	<ul style="list-style-type: none"> Develop an ECD Act. Review and implement the ECD policy. Develop ECD database that includes Special Needs Education (SNE) and gender segregation. 	MoGCDSW, MoCECCD MoEST, MoLGRD NGOs DPs
PRIMARY EDUCATION			
Improved quality and relevance of primary education.	Improving teaching inputs to facilitate more effective learning.	<ul style="list-style-type: none"> Acquire teaching and learning materials Distribute TLM to needy schools especially in the rural areas 	MoEST, MoTPW MoFEPD, MoLGRD DPs
	Reducing class sizes to facilitate more effective learning through	<ul style="list-style-type: none"> Train, recruit and deploy primary school teachers including special needs teachers Develop capacity of teachers in specialized fields Construct and rehabilitate Teacher Training Colleges (TTCs) 	MoEST MoTPW MoFEPD DPs

	<p>progressively recruiting trained teachers.</p> <p>Enhancing the relevance of primary school curriculum.</p> <p>Ensuring the availability of Teaching and Learning Materials (TLM) for special needs learners.</p> <p>Reinforcing inspection and supervision system of primary education.</p> <p>Improving incentives to teachers and supervise their performance.</p> <p>Improving access to basic health services that meet girls' and boys' needs in all primary schools.</p> <p>Regulating and standardizing private sector participation in basic education.</p>	<ul style="list-style-type: none"> • Implement double shifting and overlapping classrooms systems • Revise double shifting allowance • Review the primary school curriculum • Conduct primary school needs assessment • Disseminate the revised curriculum to all schools • Supply TLMs for special needs • Supply TLMs through districts and schools. • Support central supply of TLMs • Conduct sensitization campaigns • Conduct frequent inspection and advisory visits to schools • Provide support infrastructure and equipment for supervision including mobility infrastructure • Provide incentives for PEAs/Inspectors and DEMs • Conduct in-service training for primary school teachers • Provide Continuous Professional Development to primary school teachers • Institutionalize rural allowances for primary school teachers • Train selected teachers in basic healthcare • Provide all public primary schools with first aid kit • Encourage all private schools to have first aid kit at all times • Review private sector operational guidelines • Ensure standardization of curriculum. • Enforce adherence of private schools to regulations • Accredite private institutions which meet required standards • Provide special needs teaching and learning materials such as Braille materials. • Conduct awareness programs on early child marriages • Encourage communities to send children to school • Develop capacity for teachers in special needs education • Sustain and scale-up the targeted Feeding Program • Provide social safety nets for needy learners • Construct girl friendly sanitation facilities • Introduce compulsory primary education, free of direct and indirect costs and accessible to all children. 	<p>TTCs Academic Institutions</p> <p>MoEST MIE Academic Institutions</p> <p>MoEST MoLGRD DPs FEDOMA</p> <p>MoEST MoLGRD District councils TTCs</p> <p>MoEST, MoFEPD DPs TTCs Academic Institutions</p> <p>MoEST, MoH, MoFEPD DPs NGOs</p> <p>MoEST DPs TTCs Private Schools Association of Malawi</p> <p>MoEST MoFEPD MoGGDSW MoTPW DPs TTCs Academic Institutions FEDOMA</p>
<p>Improved access and equity in basic education</p>	<p>Improving net enrolment and completion rates, including those disadvantaged by gender, poverty, special needs and geographical location.</p>		

	<p>Improving, expanding and maximizing the use of permanent infrastructure such as classrooms, school facilities and teachers' houses.</p> <p>Strengthening complementary basic educational modalities for learners including Interactive Radio Instructions (IRI) and Open and Distance Learning.</p>	<ul style="list-style-type: none"> • Build and rehabilitate classrooms, school facilities and teachers houses • Implement double shifting and overlapping classrooms systems • Promote community participation in infrastructure development 	MoEST MoFEPD MoTPW MoLGRD DPs NGOs
	<p>Building and upgrading education facilities that are child, disability and gender sensitive and provide safe and effective learning environment.</p>	<ul style="list-style-type: none"> • Train teachers in complementary basic education • Provide incentives for private education institutions. • Increase private sector participation in teacher training 	MoEST MoFEPD DPs MCCCCI Private Schools Association of Malawi (PSAM)
	<p>Introduce comprehensive programmes at the formal and non-formal levels including adult education</p>	<ul style="list-style-type: none"> • Construct disability friendly facilities • Construct gender friendly sanitation facilities • Acquire equipment to facilitate mobility of persons with disability • Provide sanitary accessories 	MoEST MoFEPD MoGCDSW MoTPW DPs FEDOMA
	<p>Mobilizing communities to participate in school development and management activities.</p>	<ul style="list-style-type: none"> • Lengthen the school day to 4 hours • Increase the number of Complementary Basic Education (CBE) centres • Implement Early Grade Reading Assessment (EGRA) programme • Implement Basic Skills Test at Standard 4 	MoEST, MoLGRD MoGCDSW MoFEPD NGOs DPs
<p>Improved governance and management of basic education.</p>	<p>Monitoring performance and strengthening internal efficiency of basic education system.</p> <p>Ensuring full decentralization of education services.</p>	<ul style="list-style-type: none"> • Undertake sensitization campaigns • Facilitate development of Parent Teachers Associations (PTAs) • Train PTAs in community based monitoring and evaluation • Establish home-grown school feeding model in all public primary schools • Institutionalize a performance-based promotion framework • Conduct routine monitoring exercises • Maintain a functional database 	MoEST, MoFEPD MoGCDSW MoLGRD MoCECCCD DPs
		<ul style="list-style-type: none"> • Decentralize primary school teachers' payroll (Personal Emoluments-PE-budget) • Implement school based procurement of Teaching and Learning Materials (TLMs) • Implement community based construction of school facilities 	MoEST MoFEPD DHRMD
			MoEST MoFEPD MoLGRD District Councils

SECONDARY EDUCATION			
Increased access to secondary education for both boys and girls and those with special needs.	Constructing and expanding secondary school physical infrastructures that are disability and gender sensitive.	<ul style="list-style-type: none"> Maintain, rehabilitate and refurbish existing infrastructures to make them user friendly for students with special needs. Construct resource centres for students with special needs Construct and rehabilitate sanitary facilities in all secondary schools Construct special needs friendly infrastructure Upgrade and expand CDSSs Scale up double shifting in secondary schools Construct new fully fledged secondary schools Conduct targeting exercise to identify disadvantaged learners Mobilize resources among donors and private sectors 	MoEST DPs MoTPW MoLGRD NGOs
	Providing bursaries and cash transfers to disadvantaged learners.	<ul style="list-style-type: none"> Integrate Special Needs Education support system into the teacher development programs Provide special needs programs and related resources and facilities Conduct a targeted in-service training for special needs teachers 	MoEST, DPs, MoFEPD MoLGRD, MoGGCDSW NGOs
	Supporting mainstreaming of special needs in secondary education.	<ul style="list-style-type: none"> Introduce appropriate incentives to teachers based on performance. Improve the Open and Distance Learning (ODL) Increase the number of teachers employed and deployed in secondary. Mobilize more resources for the training and deployment of teachers to secondary schools Train and upgrade secondary school teachers. 	MoEST DPs MoTPW NGOs TTCs
	Increasing number of qualified teachers equitably deploying them in secondary schools.	<ul style="list-style-type: none"> Construct more training institutions. Introducing appropriate incentives to teachers based on performance. Improve the Open and Distance Learning (ODL) Increase the number of teachers employed and deployed in secondary. Mobilize more resources for the training and deployment of teachers to secondary schools Train and upgrade secondary school teachers. 	MoEST DPs MoTPW NGOs TTCs
Improved quality of Secondary school education.	Providing TLM to secondary schools.	<ul style="list-style-type: none"> Improve resourcing and management of TLM provision Build capacity for Head teachers on procurement procedures of TLMs 	MoEST, DPs, MoFEPD NGOs
	Enhancing the relevance of secondary school curriculum	<ul style="list-style-type: none"> Restructure the curriculum to promote critical thinking, enquiry and creativity. Enforce the Secondary School Curriculum. 	MoEST, DPs, NGOs MIE Academic Institutions
	Reinforcing inspection and supervision system of secondary education.	<ul style="list-style-type: none"> Systematic and regular inspection of institutions Develop and implement a new inspection framework based on national education standards. Develop a comprehensive performance monitoring system 	MoEST MoLGRD DPs NGOs
Improved governance and Management of secondary education.	Ensuring full decentralization of secondary education services.	<ul style="list-style-type: none"> Decentralize TLM resource mobilization and procurement. Ensure transfer of employment and deployment of teachers to the districts 	MoEST, DPs MoFEPD, MoLGRD NGOs

HIGHER EDUCATION			
Improved Access and Equity in higher education	Institutionalizing Public-Private Partnership (PPP) in higher education.	<ul style="list-style-type: none"> Encourage Research and Development (R&D) activities as well as Public-Private Partnerships (PPPs) in higher education. Improve the linkage between higher education institutions and the relevant private sector through PPPs Promote mechanisms for resource mobilization through PPPs for ODL activities 	MoEST, MCCI Private and Public Colleges and Universities NCHE
	Providing targeted scholarships and loans to needy students in both accredited public and private universities.	<ul style="list-style-type: none"> Establish scholarship programmes for undergraduate and postgraduate studies in Science and Technology Encourage needy students to access scholarships in Science 	MoEST, MCCI MoFEPD, Private and Public Colleges and Universities
	Providing alternative modes of higher education provision.	<ul style="list-style-type: none"> Institutionalize alternative modes of teacher training (that includes those with special needs) Encourage alternative modes of higher education provision 	MoEST, Private and Public Colleges and Universities TTCs
	Providing special needs programmes and related resources and facilities.	<ul style="list-style-type: none"> Integrate Special Needs education support system into the teacher development programs Institutionalize special needs education in higher education Promote affirmative action on selection of female and special needs students for the science and technology courses Encourage remedial courses for sciences for the special needs students 	MoEST FEDOMA DPs Private and Public Colleges and Universities
Improved quality of higher education	Expanding higher education infrastructure	<ul style="list-style-type: none"> Construct and rehabilitate hostels, lecture theatres, lecture rooms, and laboratories Provide adequate and appropriate infrastructure and facilities for delivery of quality education Establish mechanisms for schools to meet minimum infrastructure standards Construct, expand and rehabilitate existing physical infrastructure in higher learning institutions 	MoEST MoLMPD MoTPW DPs NGOs
	Improve usage and access of ICT in higher education	<ul style="list-style-type: none"> Introduce and intensify computer lessons in schools Promote awareness of science, technology and innovation; Review the science curriculum to include practical components; Promote use of ICT in Open and Distance Learning (ODL) 	NCHE, MoEST, MoICT National Commission of Science and Technology Public and Private Colleges and universities
	Promoting research, technology development and	<ul style="list-style-type: none"> Develop TEVET system that is capable of promoting innovation and applied research Develop research findings dissemination system 	MoEST, NCHE MoLMD TEVET

	transfer in all higher education institutions	<ul style="list-style-type: none"> • Create conducive environment for research and development • Ensure adequate funding for research and training in higher institutions 	National Research Council NCST
	Developing higher education institution programs that are relevant to the prevailing needs of the nation.	<ul style="list-style-type: none"> • Review and update curriculum for higher education • Advocate for the updated curriculum to all higher education institutions • Ensure that all higher education institutions meet required standards 	MoEST NCHE MCCCI Public and Private Colleges and Universities
Improved Governance System of higher education.	Harmonizing higher education institutions' Legislation.	<ul style="list-style-type: none"> • Enhance interface between government and private institutions • Recruit relevant human resource in governance, coordination, leadership, and change management for ODL programmes and services • Review and implement the Higher Education Act 	MoEST, NCHE, MoICA Public and Private Colleges and Universities OPC
	Encouraging cost sharing in all public universities.	<ul style="list-style-type: none"> • Enhance collaboration and peer learning among teachers • Strengthen capacity building and professionalism in public universities • Adopt modern construction technologies which are efficient and cost effective 	MoEST, NCHE, MCCCCI Public and Private Colleges and Universities NGOs
	Establishing collaboration mechanisms with external Colleges and Universities	<ul style="list-style-type: none"> • Establish external quality control and accreditation (National Quality Assurance Framework) • Create more programs with external examiners. 	MoEST, NCHE Public and Private Colleges & Universities
	Legislating the National Qualification Framework (NQF).	<ul style="list-style-type: none"> • Hold consultations on the NQF • Enact and implement the NQF 	MoEST, NCHE, MoICA MCCCCI, Public and Private Colleges and Universities
	Strengthening higher education ICT and Management Information System.	<ul style="list-style-type: none"> • Improve teacher management information system to assist decision-making • Develop a comprehensive higher education management information system 	NCHE, MoEST MoICT, E-Govt Public and Private Colleges & Universities

SKILLS DEVELOPMENT			
Improved access and equity in skills development training.	Increasing training centres for skills development in the artisanal, technical and professional fields.	<ul style="list-style-type: none"> • Construct and rehabilitate institutions • Monitor construction of the community colleges • Transform former Malawi Young Pioneers (MYP) bases into multi-skill training centers 	MoEST, MoLYMPD MoLGRD, NGOs Private Sector, DPs
	Ensuring the equitable participation of women and other marginalised groups in the skills development training.	<ul style="list-style-type: none"> • Equip technical colleges with modern facilities conducive to girls and vulnerable groups • Supply of special needs TLMs in training centers • Maintain, rehabilitate and refurbish existing infrastructure to make them user friendly for students with special needs • Construct resource centers for students with special needs 	MoEST, MoGCDSW FEDOMA MoLGRD NGOs MCCCI TEVET
	Providing financial support to needy students in accredited training institutions	<ul style="list-style-type: none"> • Provide bursaries and cash transfers to needy students in training institutions • Provide merit-based scholarships • Streamline conditions and procedures for providing loans to needy students • Review targeting programs of social security to deliberately include persons with disabilities 	MoEST, MoGCDSW MoFEPD, FEDOMA NGOs
	Enhancing workforce capacities and supportive systems	<ul style="list-style-type: none"> • Improve and strengthen regulatory and institutional frameworks • Reintroduce national youth service programme as a tool for transforming young people into responsible citizens 	MoEST MoLYMPD TEVET MoLGRD
	Providing necessary and relevant equipment and skills for teachers in the training centers.	<ul style="list-style-type: none"> • Procure TLMs in training centres • Build capacity of teachers in training centres • Equip training centres with modern facilities 	MoEST NGOs MCCCI DPs
Improved quality of labour force.	Linking up training institutions to companies for hands on training.	<ul style="list-style-type: none"> • Establish web based job search facilities • Implement a career guidance and attachment program • Conduct labour market research • Provide incentives for those that offer internships. 	MoEST MoLPD NGOs MCCCI
	Reviewing secondary education curriculum to inspire students to take up blue collar jobs.	<ul style="list-style-type: none"> • Conduct needs assessment • Incorporate national needs in the curriculum • Develop and review curriculum and guidelines in line with the current labour market demand 	MoEST, MoLPD NGOs MCCCI DPs

ENERGY, INDUSTRIAL AND TOURISM DEVELOPMENT				
GOAL: Provide sufficient sustainable energy for industrial and socio-economic development				
Medium term Expected outcomes	Strategies	Actions and Activities	Coordinating Institution	
ENERGY	Improved access to reliable and sustainable energy supply.	Ensuring reliable supply of electricity to key social and economic development areas.	<ul style="list-style-type: none"> Expand electricity grid network to rural growth centres. Mobilize resources for rural electrification Consult and provide incentives for IPPs Encourage the construction of mini-grids Rehabilitate and expand the transmission and distribution system. 	<p>ESCOM MoNREM MERA MoFEPD</p>
		Ensuring the connectivity to the international power grid	<ul style="list-style-type: none"> Engage in interconnection meetings to finalise negotiations Mobilise resources for regional interconnectivity Review regulatory framework 	<p>MoFEPD, ESCOM EGENCO, MoNREM MoFAIC, MoJCA DPs</p>
		Constructing additional hydro power stations along major rivers.	<ul style="list-style-type: none"> Develop other power stations such as Mpatamanga on Shire, Lower Fufu, Songwe river basin and Mpatamanga sites. Conduct feasibility studies along the major rivers to identify potential hydro-power sites Conduct environmental and social impact assessment Acquire site for power plants construction 	<p>MoFEPD MoNREM EAD MoLHUD</p>
Improved access to affordable alternative sources of energy.	Promoting private sector investment in energy generation and distribution through PPPs and Independent Power Producers (IPPs).	Promoting the use of energy efficient technologies and designs	<ul style="list-style-type: none"> Connect lines from all IPP-developed power stations Undertake awareness campaigns for the PPPs and IPPs on the standards of construction of power substations and transmission lines Review the tax regime for PPP arrangement Establish cost-reflective pricing policies for all types of consumers 	<p>ESCOM MoNREM MERA MoFEPD DPs Private sector</p>
		Promoting the production and use of alternative sources of energy	<ul style="list-style-type: none"> Undertake market research to identify affordable technologies and designs Introduce new technologies to reduce the cost of connection and billing errors. Increase awareness on energy efficient technologies among the public 	<p>MERA ESCOM Academic institutions MoNREM Private sector</p>
			<ul style="list-style-type: none"> Engage in extensive exploration and drilling to determine coal reserves Construct the Kammwamba coal plant. Create awareness for non-renewable resources such as gases 	<p>MoNREM Private sector Academic institutions NGOs</p>

<p>Enhanced use of renewable and clean energy in the underserved communities</p>	<p>Ensuring sustainable fuel wood management.</p> <p>Promoting the use of renewable and clean energy.</p> <p>Promoting sustainable environmental and social management principles in energy development programs.</p>	<ul style="list-style-type: none"> • Subsidise other sources of energy such as Liquid Petroleum Gas (LPG) and solar energy equipment • Encouraging the use of alternative energy sources to biomass • Replant and rehabilitate forest plantations • Create awareness of sustainable management of fuel wood • Create awareness of the use of renewable energy (solar, wind, biomass, and micro hydro). • Enhance private sector participation in the provision of renewable and clean energy • Protect the catchment area along the Lake and Shire River. • Promote the use of environmental protection and management Practices. • Strengthen coordination and enforcement of compliance to environmental laws and regulations 	<p>DPs</p> <p>MoNREM (Dept. Forestry, EAD) NGOs DPs</p> <p>MoNREM MZUNI NGOs DPs</p> <p>EAD MoNREM NGOs DPs</p>
<p>INDUSTRIAL DEVELOPMENT</p>			
<p>Improved environment for investment and private sector development</p>	<p>Addressing barriers to investment for both local and foreign investment.</p> <p>Broadening the one-stop centre initiative.</p> <p>Establishing Special Economic Zones (SEZs) and business sourcing initiatives.</p> <p>Reforming the regulatory framework</p> <p>Creating a platform to link up players for market access and competitiveness.</p>	<ul style="list-style-type: none"> • Enhance service delivery by public agencies and coordinated donor support • Strengthen the capacity of investment supporting institutions • Reduce regulatory burden by fostering pro-business legal reforms • Enhance access to long term financing for investment • Establish one-stop centres across the country • Encourage the use of one-stop centres • Create awareness of the one stop centres • Conduct evidence based location assessment for the SEZs • Facilitate infrastructure development for economic zones • Provide incentives to firms operating in the SEZs • Strengthen the institutional and regulatory framework for private sector investment and development • Review and formulate business friendly laws and regulations • Develop new competition policies and legislation • Strengthen law enforcement and dispute resolution mechanisms • Develop various sub-sector extension programs • Facilitate structured dialogue between the players involved in the industry • Facilitate participation of various players in the industry 	<p>MoITT, OPC MoFEPD NGOs DPs Private sector</p> <p>MoITT Private sector</p> <p>MoITT, MoFEPD MoTPW, MITC SMEDI, Private sector</p> <p>OPC MoJCA MoITT</p> <p>MCCCI MITC MoITT Private sector</p>

	Providing rational incentives throughout the supply chain.	<ul style="list-style-type: none"> • Lobby for improved and attractive incentives for the private sector investments and development • Provide incentives and rewards to innovators • Facilitate the negotiations of Investment Promotion and Protection Agreements and Double Taxation Agreements 	MoITT MoFEPD MITC
Increased production and export of manufactured products	Developing industrial extension program linking farmers and agro-processing industries.	<ul style="list-style-type: none"> • Develop various sub-sector extension programs linking farmers to agro-processing industries • Develop and rehabilitate support infrastructure (roads, rail, airports, utilities and telecommunication) • Identify and link SMEs to markets 	MoITT MoTPW Private sector Farmers organizations
	Promoting diversification of export goods and services.	<ul style="list-style-type: none"> • Provide training to exporters to increase compliance with international standards • Undertake research to explore and identify potential export commodities and markets • Advocate for the use of National Export Strategy (NES) • Participate in international market fairs 	MoITT MoTPW Private sector
	Promoting dissemination of products and market information.	<ul style="list-style-type: none"> • Develop marketing strategy • Facilitate market access • Conduct promotional campaigns • Conduct market and product research. • Identify target markets. • Identify unique selling proposition. • Identify niche products 	MoITT MITC MCCCI MIRTDC Private sector
Enhanced production and sound management of non-renewable resources.	Negotiating for preferential market access for Malawi products.	<ul style="list-style-type: none"> • Undertake negotiation meetings • Promote buyer/trader negotiation forums • Participate in trade negotiations • Develop capacity for negotiating bilateral and multilateral agreements 	MoITT, MoJCA MoFEPD, MITC MCCCI, MIRTDC Private sector
	Reviewing legal and institutional framework	<ul style="list-style-type: none"> • Review Mines and Minerals Act. • Recruit and train legal personnel. • Facilitate formation of mining cooperatives and associations • Streamline procedures for obtaining mining licenses • Enforce mining regulations 	MoNREM Academic institutions MoFEPD MoJCA Private sector
	Improving participation and regulation of artisanal, small and medium scale miners.	<ul style="list-style-type: none"> • Realign mining policies to regional and international protocols • Develop standard mining agreements • Establish a transparent framework for managing mineral rights • Review mining royalties • Promote mineral research and development 	MoNREM Academic institutions MoFEPD MoJCA Private sector

	<ul style="list-style-type: none"> • Improve coordination among stakeholders • Conduct sensitisation campaigns 		<ul style="list-style-type: none"> • Conduct geological, geochemical and geophysical mapping • Intensify drilling and sample analysis for mineral identification • Procure modern equipment • Produce and disseminate mineral resources and occurrence map • Create an integrated data management systems 	MoNREM Academic institutions MoITT MoLHUD EAD
	Increasing exploration and mining of mineral resources	Improving transparency in the management of the sector through the Extractive Industries Transparency Initiative (EITI).	<ul style="list-style-type: none"> • Annual auditing and dissemination of the audit report • Encourage the use of EITI • Encourage transparency in rights allocation • Enhance accountability and transparency 	Office of the audit general MoNREM Private sector NGOs
	Enforcing legislation on sustainable use and management of mineral resources.		<ul style="list-style-type: none"> • Promote awareness and encourage community participation in sustainable use and management of mineral resources • Develop guidelines on the management of mineral resources • Impose fines on the mismanagement of the mineral resources • Encourage environmentally sustainable mining practices • Train the ASM enterprises on sustainable use and management of mineral resources • Conduct sensitisation campaigns • Conduct field inspections on compliance 	MoNREM Academic institutions EAD Private sector NGOs DPs
TOURISM				
Improved investments in tourism infrastructure	Ensuring participation of local investors in the tourism industry.		<ul style="list-style-type: none"> • Promote PPPs in the tourism investment. • Conduct awareness campaigns • Provide investment incentives • Encourage participation of communities in managing and conserving tourism resource base 	MoITT MoFEPD Private sector NGOs
	Providing disability and gender friendly infrastructure that is supportive to tourism development.		<ul style="list-style-type: none"> • Construct and maintain transport infrastructure to tourist attraction sites. • Provide reliable utilities to tourist areas • Maintain and improve tourism website • Develop tourism database and e-library • Legislate and use a Tourism Satellite Accounting system 	MoITT MoTPW MoICT Private sector
	Promoting Malawi as a tourism investment destination.		<ul style="list-style-type: none"> • Destination branding. • Brand development and marketing. • Conduct targeted promotional campaign. • Create a tourism information management system. 	MoITT Private sector MoICT NGOs DPs

		<ul style="list-style-type: none"> Update and disseminate real time data at border entries Promote the development of high-quality tourism facilities in designated areas including Lake Malawi Conduct mapping and zoning Identify and allocate areas of potential for tourism investment Review laws and regulations governing tourism investment Review policy framework Lobby for improved and attractive tourism investment Facilitate the development of high quality tourism facilities in designated areas that are disability and gender friendly Map out ecotourism attractions inside and outside PAs Provide protection of wildlife and culture Facilitate public events focusing on Malawian culture Establish and restock of protected areas Conduct market and product research. Facilitate market access. Participate at travel, trade and investment forums Develop marketing strategy. Conduct promotional campaigns. Identify unique selling proposition. Conduct sensitization meetings and workshops Conduct tourism promotion events Provide eco-tourism investment incentives Develop and rehabilitate environmentally friendly support infrastructure Encourage environmentally friendly technologies Protect and rehabilitate natural resources Review laws and regulations governing tourism and hospitality standards. Intensify implementation of quality inspections and grading system. Plan and implement human resource development programmes. Facilitate apprenticeships and applied learning. Construct tourism training institutions and conduct tourism training. Lobby for the extensive coverage of tourism in national primary and secondary curriculum. 	<p>MoITT, MoLHUD Private sector</p> <p>MoITT MoJCA MoFEPD</p> <p>MoITT NGOs DPs Private sector</p> <p>MoITT MCCCI Academic institutions Private sector DPs NGOs</p> <p>MoITT EAD Academic institutions Private sector DPs NGOs</p> <p>MBS MoITT Tourism council</p> <p>MoNREM MoFEPD Private sector NGOs EAD</p>
	Zoning and developing prime land for tourism investment.		
	Creating conducive environment for tourism investment.		
Improved quality of tourism products and services.	Promoting conservation of wildlife and culture.		
	Enhancing marketing of Malawi's tourism products.		
	Promoting eco-tourism.		
	Enforcing tourism industry standards and planning controls.		
	Strengthening institutional capacity to manage and conserve protected areas and ecosystems.		

<p>Improved conservation and management of cultural heritage resources.</p>	<p>Promoting and regulating wildlife farming and utilization.</p> <p>Encouraging community wildlife conservation and monitoring.</p> <p>Improving law enforcement and effectiveness</p> <p>Developing and maintaining cultural and natural heritage sites.</p> <p>Promoting the preservation of museum artefacts and specimens and upgrading retrieval system.</p> <p>Facilitating construction of community cultural infrastructure.</p> <p>Developing and updating cultural legal framework.</p> <p>Preserving Malawi's history and cultural values</p>	<ul style="list-style-type: none"> Promote IGAs and implement benefit sharing in PAs Construct and rehabilitate lodges in PAs Translocate and introduce new animals to increase sightings Monitor wildlife trends Conduct economic analysis including product prices for wildlife Promoting alternative livelihood sources for communities surrounding protected areas Develop standards and guidelines for wildlife farming, ranching and utilization Support wildlife community conservation efforts. Develop and implement a collaborative tsetse fly and trypanomiasis control and monitoring program in the affected areas. Facilitate the formation of legally constituted CBOs and build capacity in existing CBOs Review co-management agreements. Build capacity in law enforcement. Procure law enforcement equipment. Recruit and train law enforcement personnel. Conduct research in cultural and natural heritage. Increase visibility, awareness and development of cultural heritage sites. Provide purpose-built infrastructure. Facilitate arts festivals. Present Malawi traditional dances. Carry out cultural exchange programs. Develop an inventory of museum artefacts and specimens. Upgrade museum artifacts' storage and retrieval system. Provide preserving materials and equipment. Develop heritage site management plans Construct and rehabilitate community cultural infrastructure. Facilitate the development of creative industry production centres. Update cultural acts of parliament. Formulate National Arts and Heritage Council legal framework. Facilitate national public events. Repatriate artifacts and documents in foreign countries. 	<p>MoNREM MoFEPD Private sector NGOs ADCs</p> <p>MoNREM MoFEPD Academic institutions Private sector NGOs ADCs</p> <p>MoNREM MoFEPD MoHAIS MoLGRD</p> <p>MoNREM Private sector NGOs, ADCs</p> <p>Division of antiquities and arts and crafts Museums Archives MoNREM Private sector , NGOs</p> <p>MoTPW MoITT MoFEPD, DPs</p> <p>MoJCA MoITT, NGOs</p> <p>MoITT, Museums Archives, NGOs</p>
--	---	--	--

TRANSPORT AND ICT INFRASTRUCTURE DEVELOPMENT			
GOAL: Develop a safe, affordable, reliable, equitable and sustainable transport and ICT infrastructure			
Medium term Expected outcomes	Strategies	Actions and Activities	Coordinating Institution
TRANSPORT			
Reduced travel time and costs for persons and goods	Undertaking systematic maintenance and rehabilitation of infrastructure.	<ul style="list-style-type: none"> • Monitor adherence to required maintenance and rehabilitations standards • Mobilize adequate funding for routine and periodic maintenance of infrastructure • Implement the roads maintenance strategy • Administer and manage infrastructure rehabilitation contracts • Provide timely and adequate maintenance and rehabilitation of infrastructure • Build capacity for both maintenance and operating personnel • Support Rural Infrastructure Development Programme (RIDP) to strengthen village road maintenance clubs • Expand the principles of village road maintenance clubs to non-RIDP Districts • Review alternative forms of maintenance management and mechanisms for funding 	MoTPW MoFEPD Roads Agencies MoLGRD ADCs Private sector DPs
	Ensuring an integrated, well-managed, viable and sustainable transport infrastructure.	<ul style="list-style-type: none"> • Use and enforce appropriate road design standards that take into account road safety measures and traffic levels • Encourage the construction of economically justified domestic and inter-country roads • Procure navigation and surveillance equipment 	MoTPW MoFEPD Roads Agencies ADCs Private sector, DPs
Improved transport reliability, levels of service and efficiency	Providing a framework for the development of an efficient transport system	<ul style="list-style-type: none"> • Strengthen institutional and regulatory framework • Ensure the autonomy of Road Agencies and Roads Fund Administration (RFA) • Provide an up to date framework appropriate to the operation of the transport system • Develop an appropriate organizational framework • Improve traffic flow with ring and bypass road networks in major urban cities 	MoTPW MoFEPD Roads Agencies ADCs Private sector DPs
	Promoting inter-modal competition or complementarity, where feasible	<ul style="list-style-type: none"> • Encourage PPPs in other forms of transport besides roads • Explore options for improved service provision including both road and rail-based option • Conduct public awareness campaigns on other forms of transport 	MoTPW MoFEPD Roads Agencies Private sector, DPs

	<p>Providing safe, reliable, effective and efficient transport operations</p> <p>Developing an efficient and productive marine time transport infrastructure</p>	<ul style="list-style-type: none"> Establish training institutions for transport operators Train staff in the Ministry of Transport on PPP development, management and monitoring Ensure participation of qualified and certified operators in transport industry Rehabilitate Marine Training College Construct and rehabilitate marine transport infrastructure Procure aids to navigation and ferries Rehabilitate jetties Develop Shire-Zambezi Waterway 	<p>MoTPW MoFEPD Roads Agencies Private sector DPs</p> <p>MoTPW MoFEPD Roads Agencies Private sector DPs</p>
<p>Enhanced access to local and international markets</p>	<p>Developing transport corridors in order to improve the competitiveness of Malawian goods and services on the regional and international markets.</p>	<ul style="list-style-type: none"> Construct and rehabilitate transport infrastructure that link to regional and international markets. Identify funding modalities for establishment of inland dry ports Ensure that infrastructure along the major corridors is maintained and rehabilitated to improve access to ports Enhance intermodal coordination and integration of transport planning across all modes. Improve transport system to tourism centres across the country Finalize negotiations with neighboring countries Carry out feasibility study for the port's operations Identify funding modalities for the construction of the port Develop a bankable project on Nsanje World Inland Port 	<p>MoTPW, MoFEPD OPC, Marine Authorities Private sector, DPs NGOs</p> <p>MoTPW MoFEPD MoITT Roads Agencies Private sector DPs NGOs</p>
<p>Improved access to inclusive social and public services.</p>	<p>Providing access to safe, affordable and sustainable transport system with special attention to the needs of those in vulnerable situations including pedestrians and cyclists</p> <p>Promoting an environmentally sustainable and climate resilient transport system.</p>	<ul style="list-style-type: none"> Construct and expand non-motorised transport systems Promote incorporation of facilities for non-motorized road users including women, children, the elderly and persons with disabilities Promote equality among all road users Advocate for disaster preparedness and contingency planning in all Transport sub-sectors. Strengthen transport sub-sectors capacity to effectively do contingency planning in preparedness for disasters. Build the capacity of construction industry players in developing appropriate designs and construction methodologies that take into account various disaster risks. 	<p>MoTPW MoFEPD MoITT Roads Agencies Private sector DPs NGOs</p> <p>MoTPW DODMA Roads Agencies Private sector NGOs</p>

<p>Reduced accidents and their derived human and economic costs</p>	<p>Reviewing and enforcing transport regulations.</p>	<ul style="list-style-type: none"> Review road transport services regulations and licensing Impose a charge on those who violate the rules Conduct awareness campaigns and training on transport regulations. Improve road safe standards and regulations. Enforce speed monitoring measures 	<p>MoTPW Roads Agencies Private sector NGOs MoEST</p>
<p>Increased private sector investment in the operation and management of transport infrastructure.</p>	<p>Mobilising private businesses to engage in transportation sector to improve competition.</p>	<ul style="list-style-type: none"> Promote effective and fair competition among and within all modes of transport Provide incentive to new-entry businesses in the sectors. Enforce minimum standards of transport facilities 	<p>MoTPW MoFEFD Roads Agencies Private sector</p>
	<p>Promoting PPP in operation and management of transport infrastructure such as toll-gates</p>	<ul style="list-style-type: none"> Include incentives for local participation in the PPP arrangement Undertake scoping study on PPPs in provision of transport services Review laws, regulations and procedures relating to PPPs Review tax and tariff regimes to create conducive environment for private sector investment Introduce Build, Operate and Transfer arrangements with private sector organizations. 	<p>MoTPW MoFEFD MoITT Roads Agencies Private sector DPs</p>
INFORMATION COMMUNICATION AND TECHNOLOGY			
<p>Increased access to information and communications services.</p>	<p>Promoting the participation of community broadcasting stations, private couriers and privately owned tele-communication service providers.</p>	<ul style="list-style-type: none"> Develop and provide incentives to private ICT service providers Provide licenses to service providers Monitor availability of connectivity of the providers 	<p>MoICT Macra Non state actors Private sector</p>
	<p>Improving regulatory framework of the ICT sector.</p>	<ul style="list-style-type: none"> Develop an ICT Act Review mandate of the Regulator Review and enforce adherence to ICT regulations, standards and guidelines 	<p>MoICT Macra MoJCA</p>
	<p>Developing public online services.</p>	<ul style="list-style-type: none"> Implement the Hybrid Mail System for the Postal Sector Build capacity in the provision of public online services Promote the provision of health, agriculture and education informative messages through SMSs Provide internet connectivity to public institutions including social facilities Operationalize government data centres 	<p>MoICT MACRA DISTMS Dept. E-Govt</p>
	<p>Promoting community ICT and multipurpose information centre.</p>	<ul style="list-style-type: none"> Develop telecentres in all Post Offices Establish rural libraries Implement Rural Banking system at Postal Telecentres 	<p>MoICT MACRA DISTMS Malawi Post Corporation</p>

A well-developed ICT broadband infrastructure service provision	Improving broadcasting distribution, content and coverage. Creating a conducive environment to attract investment in ICT infrastructure and services. Enhancing enforcement of ICT regulation to protect the public from undesirable effects of ICT. Promoting integration of ICT into core sector policies, strategies and operations. Developing a reliable, fast, adaptive and robust ICT infrastructure.	<ul style="list-style-type: none"> • Acquire appropriate equipment • Build capacity in broadcasting • Install antenna and transmission lines • Develop new and review existing policies. • Provide incentives to ICT service providers. 	MoICT, MACRA DISTMS, MBC Private Sector MoICT MACRA
Increased stock of ICT skilled and industry ready workforce in public and private sector institutions.	Promoting integration of ICT into core sector policies, strategies and operations. Developing a reliable, fast, adaptive and robust ICT infrastructure.	<ul style="list-style-type: none"> • Develop capacity of the regulatory framework • Implement cyber security strategies 	MoICT MACRA
Improved efficiency in postal services.	Developing capacity to generate reliable and accurate local content. Introducing economic and social services in the Postal Sub-sector. Enhancing the current postal services. Promoting innovations in postal services.	<ul style="list-style-type: none"> • Promote mainstreaming of ICT in sector policies, strategies and operations. • Develop capacity in ICT • Participate in Regional Communications Infrastructure Programme (RCIP) • Increase connectivity to overseas fiber optic cables • Increase and enhance Government Wide Area Network (GWAN) • Review ICT curriculum • Undertake research in ICT • Mobilise resources for ICT research • Enforce provision of patents and rights for innovations • Undertake exchange programs with other countries • Conduct customised trainings for media personnel • Provide sponsorship for international training • Upscale rural banking services • Provide internet connectivity to public institutions • Build and rehabilitate postal infrastructure • Build capacity in provision of postal services • Build infrastructure and acquire equipment • Establish postal physical addressing system • Undertake research in postal services • Implement hybrid mailing system • Establish one stop centre facilities across the country 	MoICT MACRA MoEPD DISTMS MoICT MACRA MoICT MACRA DISTMS Academic Institutions MoICT, MACRA DISTMS, Academic Institutions, DPs MoICT, MACRA Malawi Postal Corporation MoICT, MACRA Malawi Postal Corporation MoICT MACRA Malawi Postal Corporation

HEALTH AND POPULATION			
GOAL : Improve health and quality of the population for sustainable socio-economic development			
Medium term Expected outcomes	Strategies	Actions and Activities	Coordinating Institution
HEALTH Effective health sector Planning at all levels.	Strengthening health organizational structures at national, regional and facility level.	<ul style="list-style-type: none"> Support coordination among health facilities, local councils and central government Support systems and procedures for planning, monitoring and evaluation, at the district councils Build capacity of local government structures 	MoH MoLGRD DPs CHAM NGOs
	Implementing full decentralization in the technical, administrative, and management functions of the health sector.	<ul style="list-style-type: none"> Devolve incrementally health services to district and local councils Enhance implementation of the decentralization process in the health sector Reinforce inter-sectoral collaboration at a local level, as a response to the increasing burden of disease Strengthen community participation 	MoH MoLGRD DPs NGOs CHAM
	Increasing utilization of the Health Management Information System (HMIS).	<ul style="list-style-type: none"> Expand the use of computers and other gadgets as a basic equipment in health Procure and supply HMIS health registers and training manuals Ensure that HMIS is used by private practitioners Build capacity in HMIS to all health sector staff Encourage all Malawians to have a health passport Devise a system of monitoring and evaluation along with check lists in order to ensure compliance, identify problem areas and assist in supervision of the HMIS system Institutionalize HMIS reviews for improving data quality and enhancing information use in decision-making processes. 	MoH MoICT DPs NGOs CHAM Private Sector MoFEPD
Promoting evidence-based decision-making in the health sector		<ul style="list-style-type: none"> Set appropriate procedures and guidelines to accelerate quality health research Mobilize and provide increased budget for health related research Facilitate research on the trends and economic consequences of disease, disability and ill-health Promote research on major socio-cultural and economic determinants of health that affect the health and well-being of the nation Develop capacity in research for health staff at different levels Pro-actively encourage private sector participation in health research activities 	MoH – Research Unit & PHIM Academia NCST Research Institutions DPs Private sector

<p>Improved access and equitable health service delivery.</p>	<p>Strengthening health care systems at community level</p>	<ul style="list-style-type: none"> Recruit and train community health workers including community nurses, public health officers and health surveillance assistants Establish and institute health units within every 5km radius. Equitably deploy health workers to all health facilities Improve transport system in communities for easy mobility to health facilities 	<p>MoH CHAM DPs NGOs MoLGRD</p>
	<p>Expanding comprehensive primary and reproductive health care programmes.</p>	<ul style="list-style-type: none"> Intensify outreach and village clinics Strengthen referral systems and protocols which link primary, secondary and tertiary health care Build mechanisms that are sensitive to cultural issues for involving communities in decision making. Maintain effective surveillance systems. Ensure that access to primary health care is continued for all populations. Ensure access to relevant drugs. 	<p>MoH MoLGRD DPs CHAM NGOs Private sector</p>
	<p>Promoting community participation in planning, implementation, and Monitoring and Evaluation (M&E) of health issues.</p>	<ul style="list-style-type: none"> Set up a community M&E framework. Promote community participation in development of the District Implementation Plan (DIP). Train community based workers in health promotion. Advocate for the development of by-laws at community level that would empower them to demand better health services. 	<p>MoH CHAM DPs MoLGRD NGOs MoFEPPD</p>
	<p>Improving health infrastructure in all health facilities.</p>	<ul style="list-style-type: none"> Rehabilitate and upgrade all existing health infrastructure. Construct new health facilities and staff houses. Provide medical and non-medical equipment at all facilities based on relevant policy. Establish a maintenance programme of all medical and non-medical equipment in all health facilities. Promote corporate and social responsibility in construction and rehabilitating health infrastructure. Improve health transport system for emergencies and referral services. 	<p>MoH, MoFEPPD DPs, NGOs Private Sector MoLGRD CHAM MoTPW CMS Trust Central Government Stores</p>
<p>Improved quality of health services, patient safety and people centred services</p>	<p>Enhancing use of ICT in health care provision.</p>	<ul style="list-style-type: none"> Increase access to ICT equipment and services in health facilities. Increase awareness on eHealth among medical professionals and citizens. Improve social capacity of citizens and medical professionals to utilize eHealth technologies. Implement a web based reporting system. Empower citizens with chronic conditions through lifelong learning and self-monitoring. 	<p>MoH CHAM DPs NGOs MoICT</p>

	<p>Strengthening co-operation with donor agencies as well as NGOs involved in the delivery of health care services.</p>	<ul style="list-style-type: none"> Participate actively in (and incorporate best practice experiences from) sub-regional, regional and global health organizations while serving health interests of the country. Promote participation of NGOs, voluntary, professional associations, religious and Community-Based Organizations (CBOs) in planning, organization, operation and management of health programs and services. Develop modalities and institutionalize appropriate processes to effectively govern organizations operating in the health sector in line with government's national and sectoral plans. Identify and address challenges that affect the collaboration. Lobby for more partnership with other international NGOs. 	<p>MoH MoFAIC CHAM NGOs MoLGRD DPs</p>
	<p>Developing a harmonious working relationship between traditional and modern practitioners.</p>	<ul style="list-style-type: none"> Undertake research studies to identify and develop plant species that could be used to treat disease symptoms. Promote education and training in traditional medicine practices. Provide for the regulation of the practice of traditional health practitioners as well as traditional medicines. Protect indigenous knowledge relating to traditional medicine and guard against bio-piracy. Protect intellectual and patent rights of individuals and institutions involved in research and development of new drugs from traditional medicines. Harmonize traditional with conventional medicine practices within health delivery system. Promote collaboration among traditional health practitioners, researchers, and training institutions. Provide legislation and legal framework for the practice of traditional medicine in Malawi. 	<p>MoH – Research Unit & PHIM, CHAM, MoLGRD NCST Traditional Healers Academia Research institutions</p>
	<p>Improving health campaign initiatives.</p>	<ul style="list-style-type: none"> Intensify the mobilization of "Health for All" through nation-wide health education campaigns. Develop and sustain national programmes of education and prevention. Undertake studies to understand how health messages are received and interpreted by the society. 	<p>MoH - HEU MoICT CHAM Academia Research institutions</p>
	<p>Enforcing health policies and legislation at all levels</p>	<ul style="list-style-type: none"> Review and amend the Public Health Act to take care of the issues that have emerged in Malawi. Regulate the private sector practice in line with existing national laws and regulations. 	<p>MoH MoJCA Parliament OPC</p>

		<ul style="list-style-type: none"> Enforce a common code of practice for health workers in the Health Sector Inspect health institutions and individuals regularly. Review all health policies and implementation plans that have reached their expiry. Enact new health policies on pertinent and emerging health issues. Review constitutions for all councils and associations of health workers. Intensify registration of all health practitioners with relevant councils and associations. Promote liaison and standardization in medical training both locally and internationally. Support relevant regulatory bodies to ensure a functional drug quality control system. 	Medical Council Nurses Council Pharmacy, Medicine and Poisons Board CHAM MFEFPD Health Associations
Improved domestic financing for health.	Increasing allocation of National Budget to health. Expanding user fees and insurance schemes to ensure sustainability of health service provision. Expanding Service Level Agreements (SLAs) beyond CHAM to include other private practice facilities.	<ul style="list-style-type: none"> Establish a health fund. Allocate 15% of the Total National Budget to Health (Abuja Declaration). Collaborate with international organizations to coordinate and optimally mobilize and harness their support and assistance. Develop and implement a Health Financing Policy. Institutionalize National Health Accounts to provide evidence about sources, uses, and expenditure. Introduce an affordable national health insurance scheme. Reform hospital operations with the aim of increasing their autonomy, (making them Public Trust Hospitals). Improve service level agreements between CHAM facilities and district health offices. Extend SLAs to include private hospitals and clinics offering specialized care. Promote PPP arrangements in health service provision. 	MoFEFPD MoH DPs NGOs MoH MoFEFPD MoJCA Private sector MoH, CHAM DPs NGOs Privatization Commission
Increased retention of human resources for health.	Building human resources capacity at all levels.	<ul style="list-style-type: none"> Increase the numbers of key health workers being trained, and ensure high quality training at all training institutions. Expand an in-service training system (refresher courses) for all health professionals. Increase collaboration and partnerships in provision of in-service trainings. Institutionalize a performance management incentive scheme. Extend housing scheme to health cadres. 	MoFEFPD MoH CHAM DPs NGOs Private Sector MoLGRD

	Developing a career structure that is inclusive of both male and female staff within areas of expertise and specialization.	<ul style="list-style-type: none"> Foster collaboration with teaching institutions to introduce more specialized fields in medicine. Review organizational structure to include more fields of practice. Introduce an internship program for all health workers-in-training. Revise curricula for training health workers to address health needs of modern Malawi in line with WHO recommendations on transformative education for health professionals. 	MoH Academia CHAM DPs NGOs
Reduced incidence and prevalence of diseases	Strengthening prevention and management of infectious diseases such as: Malaria, bilharzia (schistosomiasis), Tuberculosis, Diarrhoeal Diseases, Acute Respiratory Infections, HIV/AIDS and other sexually transmitted diseases.	<ul style="list-style-type: none"> Review protocols and guidelines for management of all diseases. Strengthen national procurement, distribution and stock management systems for medical and non-medical consumables. Develop programs to reduce infectious disease transmission. Strengthen laboratory screening and other diagnostic services. Scale-up the provision of HTC services. Promote preventive measures including long lasting insecticide nets (LLINs) use, circumcision and condom use. Scale-up quality management in health facilities for all infectious diseases. Implement integrated vector control management. 	MoH CHAM DPs NGOs Private sector
	Designing appropriate programmes to deal with emerging non-communicable diseases (NCDs) such as Diabetes Mellitus, Hypertension, Heart Disease, Cancer and other diseases.	<ul style="list-style-type: none"> Promote healthy lifestyles based on global and national evidence. Promote health seeking behaviour for all Malawians. Increase screening other diagnostic services to detect non-communicable diseases at the earliest stage possible. Institute NCD units in all health facilities. Construct the National Cancer Centre. 	MoH CHAM DPs NGOs MoTPW Private sector
	Generating quality health information and make it accessible to all intended users for evidence-based decision-making.	<ul style="list-style-type: none"> Promote collection of vital information by all healthcare providers. Improve systems for filing patients' records. Train health care providers on operations of computer and related gadgets as an aid to disease management. Make available health information while protecting identities of patients for evidence-based decision making. 	MoH CHAM Private sector
Reduced morbidity and mortality due to malnutrition	Increasing access to timely and effective management of common nutrition disorders.	<ul style="list-style-type: none"> Provide treatment of moderate and severe nutrition. Provide micronutrient supplementation. Promote infant and child feeding. Scale-up and sustain baby friendly initiative. Review and disseminate guidelines for management of malnutrition. Deworm under-five children on a regular basis. 	MoH, DNHA MoFEPD MoAIWD DPs NGOs Private Sector

	<p>Promoting nutrition education and counselling.</p> <p>Integrating nutrition in value chains for health improvement.</p>	<ul style="list-style-type: none"> • Conduct sensitization and awareness campaigns. • Provide school health and nutritional services to all including Orphan and Vulnerable Children (OVC). • Provide health and nutritional services in all Community-based Organization (CBO) centres. • Train caregiver committees, parents and field workers in nutritional values. • Invest in the competitiveness of legume and dairy value chains where large numbers of smallholders participate. • Enhance nutritional value and appeal of legumes through appropriate handling and processing practices and technologies. • Link increased market-oriented production of legumes and dairy to household consumption and improved nutrition. • Support community programs targeting behavioral change in nutrition. • Increase capacity for agriculture and nutrition related organizations to sustainably implement project components. 	MoH, DNHA, MoFEFD MoAIWD, MoLGRD MoCECCD, DPs NGOs Private Sector MoH DNHA MoFEFD MoAIWD DPs NGOs Private Sector
<p>Improved hygienic and sanitation practices.</p>	<p>Providing and promoting use of improved and accessible sanitation facilities in all public places.</p> <p>Promoting adoption of safe water and sanitation practices at individual and household level</p>	<ul style="list-style-type: none"> • Build capacity of front line workers on dietary diversification. • Promote consumption of a variety of foods with an emphasis on common indigenous foods. • Develop and disseminate food recipes in various food combinations. • Promote consumption of adequate food in both quality and quantity to meet nutrition needs for various groups. • Conduct awareness campaigns on the importance of constructing and using sanitation facilities. • Promote provision of sanitation facilities that are user friendly to all. • Facilitate and enforce construction of sanitation facilities such as wash rooms in all public places including banks. • Introduce ventilated improved pit latrines. • Enter into PPP arrangements to provide sanitation facilities in public places. • Conduct awareness campaigns on sanitation and general hygiene. • Increase collaboration between various stakeholders at all levels to advocate for, as well as address issues related to sanitation and hygiene. • Promote appropriate rural water sanitation technologies. 	MoH, DNHA MoFEFD MoAIWD DPs NGOs Private Sector MoH MoFEFD MoAIWD MoNREM MoLGRD DPs NGOs Private Sector MoH, MoAIWD MoNREM, MoLGRD DPs NGOs Private Sector

	Improving management and disposal of both liquid and solid waste.	<ul style="list-style-type: none"> Review and implement guidelines for disposal and management of household and industrial waste. Provide incentives for private sector participation. Improve refuse collection. Provide support infrastructure such as refuse bins and dumping sites. Improve community health surveillance systems. 	<p>MoH MoAIWD MoNREM MoLGRD DPs NGOs Private Sector</p>
POPULATION			
Slowed population growth.	Promoting family planning and Sexual and Reproductive Health Rights (SRHR)	<ul style="list-style-type: none"> Conduct awareness campaigns on various family planning methods. Advocate for male involvement in family planning. Promote use of modern family planning methods. Provide contraceptives through social marketing and community outreach. Expand coverage of youth friendly health services. Increase resources for family planning programs. 	<p>MoH – RHU CHAM MoCECCD MoGCDSW DPs NGOs Private sector</p>
	Improving access, delivery and utilization of SRH services to all.	<ul style="list-style-type: none"> Increase community based distribution of contraceptives. Expand coverage of youth friendly reproductive health services. Conduct advocacy forums on SRHR with various stakeholders. Provide skilled attendance at antenatal care, during birth, postnatal care, and under five services. Provide Elimination of Mother to Child Transmission (eMTCT) services. Increase PPP in provision of SRH services. 	<p>MoH – RHU CHAM MoCECCD MoGCDSW DPs NGOs Private sector</p>
Skilled and empowered youth population.	Providing age-appropriate, comprehensive sexuality and reproductive health education for both in- and out-of-school youth.	<ul style="list-style-type: none"> Design and implement SRHR awareness activities for different age groups. Review curriculums to incorporate SRHR issues. Review a life-skills curriculum in both primary and secondary schools. Provide contraceptives through social marketing and community outreach. 	<p>MoH – RHU CHAM, MoCECCD MoGCDSW MoEST DPs NGOs Private sector</p>
	Increasing completion rate up to secondary school level for boys and girls.	<ul style="list-style-type: none"> Make secondary education compulsory for both boys and girls. Advocate for retention in schools at all levels. Provide bursaries for needy learners. Strengthen school clubs to address SRHR issues. Increase investment in economic empowerment programs. Expand coverage of youth friendly reproductive health services. 	<p>MoH – RHU CHAM, MoCECCD MoGCDSW, MoEST DPs NGOs Private sector</p>

	<p>Increasing access to affordable credit facilities for youth.</p> <p>Creating job opportunities for the youth.</p> <p>Introducing innovative school based curriculum.</p>	<ul style="list-style-type: none"> Establish income generating activities in rural areas. Embrace alternative guarantee mechanisms to lower the risk of lending to young people. Introduce a systematic approach for loan recovery within this program. Intensify capacity building and training on Financial Literacy. Organize youth into cooperatives and clusters. Mobilize resources in collaboration with development partners for financing this program. Promote sports among in and out of school youth as a medium for job creation and development of positive a healthy lifestyle. Equip youth with life skills. Strengthen behavior change interventions. Strengthen services and treatment of substance abuse. Review school curriculum to include SRHR and contemporary issues. Create a learning environment which provides learners opportunities to enjoy learning. Allow learners to explore their interests, talents, personal and social resources. Encourage collective and interactive participation in school and extra-curricular work. Offer opportunities for learners to put to practice what they have learnt in class. 	<p>MoITT MoLMD MoEduc DPs NGOs Private sector</p> <p>MoITT, MoLMD MoEduc DPs NGOs Private sector</p> <p>MoEdu, MIE Academia MFEPP DPs NGOs</p>
<p>Increased maternal, neonatal, infant and child survival.</p>	<p>Ensuring increased utilization and access to Basic Health Package (BHP) within 5km radius.</p> <p>Increasing distribution of Long Lasting Insecticide Nets (LLINs) for pregnant women and children.</p> <p>Increasing coverage of immunization services.</p>	<ul style="list-style-type: none"> Strengthen the delivery of community health services. Strengthen the prevention management and control of common conditions and illnesses using cost effective interventions. Improve diagnostic services at all levels. Improve health care infrastructure at all levels. Conduct awareness campaigns on the importance and use of LLINs. Promote local production of LLINs. Procure and distribute LLINs. Scale-up extended programs of immunization. Encourage inter-sectoral collaboration to plan and coordinate immunization activities. Locate and reach pockets of low immunization coverage. Improve disease surveillance. 	<p>MoH, CHAM MoFEPD MoLGRD DPs, NGOs, Private sector</p> <p>MoH, CHAM, MoFEPD MoLGRD, MoCECCD, DPs, NGOs, Private sector</p> <p>MoH, MoFEPD CHAM DPs NGOs Private sector</p>

Increased Policy and Legislative Measures focusing on population.	Developing a Population Act and a National Population Policy framework.	<ul style="list-style-type: none"> • Develop population act. • Review the current policy and its implementation plan. 	MoFEPD – Population Unit, Parliament OPC and DPs
	Addressing the vulnerabilities caused by population ageing.	<ul style="list-style-type: none"> • Formulate a policy on the aged to guide programs that mitigate their social economic challenges. • Expand social protection programs to support the aged. • Train community based paramedical personnel to provide basic health care to the aged at community level. • Educate communities on the rights of elder persons to reduce incidence of abuse. 	MoH, CHAM MoFEPD MoLGRD MoCECCD MoGCDSW DPs and NGOs, and Private sector
	Managing migration and urbanization.	<ul style="list-style-type: none"> • Expand provision of basic amenities in both rural and urban areas. • Encourage integrated planning and provision of services. • Deal with gaps and limitations in collecting and analyzing migration data. • Develop a migration policy to guide migration issues in the country. 	MoHIS MoLHUD OPC DPs and NGOs Private sector
	Enforcing legislation against harmful practices that impact adversely on population and development including child marriage	<ul style="list-style-type: none"> • Strengthen birth registration system as a first step to enforcing laws. • Invest in girls' education, especially at primary and secondary levels. • Create girl friendly facilities and environment within the schools. • Design effective child marriage monitoring systems. • Engage elders, community and religious leaders in advocating against early marriages. • Intensify life skills education and economic empowerment programs for girls. 	MoH CHAM NRB MoEST MoLGRD Private sector DPs
Effective population and development planning at all levels	Integrating demography in national planning and development.	<ul style="list-style-type: none"> • Elevate the Population Unit in EP&D to a Directorate. • Assign population focal persons in all government institutions including local councils. • Improve data collection, research and analysis techniques relating to population issues. • Encourage community involvement in the planning, implementation, and M&E of population programs. 	MoFEPD Unima – DPS OPC DPs MDAs
	Strengthening national vital registration systems.	<ul style="list-style-type: none"> • Advocate for improved Civil Registration Vital Statistics (CVRS) systems among high-level policy-makers. • Create local registration offices to improve accessibility to the public. • Review and enforce regulatory framework. 	MoH, NRB, MoHIS MoLGRD MoCECCD MoJCA

<p>Increased awareness on population and development</p>	<p>Intensifying IEC on population and development.</p>	<ul style="list-style-type: none"> • Develop an integrated infrastructure for communication on population issues. • Develop innovative approaches to reach young people with population messages. • Disseminate messages on issues of population through social networks community gatherings and media. 	<p>MoFEPD Unima – DPS MDAs, OPC DPs, MoCECCD MoICT Religious leaders</p>
	<p>Reviewing cultural practices and discouraging those that impact adversely on population and development.</p>	<ul style="list-style-type: none"> • Strengthen awareness on harmful practices/domestic violence that have a negative effect on SRH. • Increase screening, treatment and follow up on victims of harmful practices including post exposure prophylaxis. • Strengthen research on the magnitude of harmful practices and domestic violence. 	<p>OPC MoLGRD MoGCDSW MoH Academia Research institutions</p>

ANNEX 3: OTHER DEVELOPMENT AREAS

Medium term Expected outcomes	Strategies	Actions and Activities	Coordinating Institution
FINANCIAL SERVICES			
GOAL: To create a vibrant, efficient, stable and inclusive financial sector that will meet the financing needs of all in the country			
Improved digital payments ecosystem in the financial service provision	Enhancing bank reach through broader distribution footprint;	<ul style="list-style-type: none"> Develop infrastructure partnerships with ATM, POS and agency networks. Encourage interoperability with MNO. Revisit bank business models for sustainable rural provision. 	RBM, MoF, Banks, MNOs
	Increasing mobile money penetration and utilisation	<ul style="list-style-type: none"> Improve interoperability with banks and other MNOs. Improve mobile money business models. 	MNOs, Banks, RBM, MACRA
	Empowering alternative financial services distribution channels (including the post office, retail chains and filling stations)	<ul style="list-style-type: none"> Establish post office partnership with banks for cash distribution and savings. 	MPC, Banks
	Enhancing utilization of financial infrastructure such as national switch	<ul style="list-style-type: none"> Revisit interchange fees to encourage distribution infrastructure roll out. 	RBM, MoF
	Digitizing Government payments (both receipts and payments)	<ul style="list-style-type: none"> Digitize Government payments (both receipts and payments). Leverage government payments to provide scale especially for rural areas. 	RBM
	Supporting the enabling regulatory framework	<ul style="list-style-type: none"> Develop payment systems regulations. 	MoF, MRA, Banks, MNOs
	Leveraging savings groups by exploring partnerships with formal financial service providers	<ul style="list-style-type: none"> Link savings groups to the formal system: formalise savings, graduation path, security. Capacity support to savings group members in income generating activities etc. 	FSPs, Donors
	Introducing voluntary personal pension targeting both formal and informal sector	<ul style="list-style-type: none"> Review the Pension Act, 2011. 	MoF, RBM
	Improving product development by service providers to make them relevant to the low income people and MSMEs	<ul style="list-style-type: none"> Product development for targeted savings products (e.g. saving wallets). Collective investment schemes for low value investments, and other investment opportunities. 	FSP, RBM
	Increased savings and investment opportunities		

<p>Increased access to credit targeting farmers and other MSMEs</p>	<p>Facilitating issuance of long term debt instruments by the Government and other public institutions and the private sector</p> <p>Supporting expansion of microfinance institutions as the primary formal providers of MSME and agricultural credit</p>	<ul style="list-style-type: none"> • Issue longer term treasury bonds and infrastructure bonds to establish reference rate for long term debt. • Roll out national ID to improve loan collections. • Improve the efficiency of the judiciary to allow providers to more quickly realise loan security. • Develop capital market and improve macroeconomic environment to reduce the cost of credit. • Issue longer term treasury bonds to establish reference rate for longer term debt. 	<p>MoF</p> <p>NRB, MOJ, MoF, RBM</p>
	<p>Facilitating extension of input credit to farmers through existing value chains</p>	<ul style="list-style-type: none"> • Increased partnership for credit provision (e.g. NASFAM, MFIs, tobacco merchants). • Product development tailored to farmers and MSMEs. • Expand agro-value chain financing. • Support credit information-sharing initiatives. 	<p>FSPs, CRBs, RBM</p>
	<p>Creating an enabling environment to support growth of MSMEs and farmers</p>	<ul style="list-style-type: none"> • Support skills development and mentoring of MSMEs. • Develop alternative capital models beyond debt such as venture capital and private equity. • Develop tighter value chains and value chain finance. • Enhance warehouse receipt systems to be used as collateral by farmers. 	<p>MITT, Donors, MoF, RBM, FSPs</p>
<p>Increased insurance penetration to mitigate risks</p>	<p>Establishing development finance institutions to support agriculture and MSMEs</p> <p>Developing and implementing a strategy for the insurance sector to ensure sustainable growth of key sectors of the economy;</p> <p>Improving insurance business model</p>	<ul style="list-style-type: none"> • Establish a development bank. • Establish Agriculture Cooperative Bank. • Formulate insurance sector strategy. 	<p>MoF, RBM</p> <p>MoF, RBM</p>
		<ul style="list-style-type: none"> • Develop low value health insurance products such as hospital cash plans and hospital vouchers. 	<p>FSPs, RBM,</p>

		<ul style="list-style-type: none"> • Explore partnerships with MNOs, pharmacies, agro dealers and SACCOs to extend distribution. • Improve product development including exploring potential to embed insurance into other products. • Increase general awareness of insurance products. • Develop micro-insurance directives/regulations. • Publish AML/ CFT guidelines with exemptions for low value insurance to encourage access. 	RBM, FIA, MoF
	Developing regulatory framework for micro-insurance	<ul style="list-style-type: none"> • Research target audience and train sales team for improved communication. • Make statements inexpensive and simple to obtain to encourage usage and trust. • Publicity for new and more financially inclusive products. 	FSPs, RBM
Enhanced consumer empowerment and effective financial education	Promoting service-provider-led education	<ul style="list-style-type: none"> • Introduce a financial ombudsman to reduce cost and improve access to fair treatment. • Develop a financial consumer protection law. 	MoF, RBM
	Strengthening consumer protection framework;	<ul style="list-style-type: none"> • Improve coordination of existing financial capability initiatives. • Promote school based financial literacy. 	MoEST, RBM, MoF
	Promoting financial literacy initiative	<ul style="list-style-type: none"> • Formulate and review financial sector policies. • Review and enforce financial sector laws and regulations/directives. 	MoF
Enhanced policy and regulatory framework for the financial sector	Reviewing and enforcing financial sector laws and regulations,		
VULNERABILITY, DISASTER MANAGEMENT AND SOCIAL SUPPORT			
GOAL: Reduce vulnerability and enhance the resilience of the population to disasters and socio-economic shocks.			
Improved understanding of disaster risks	Promoting awareness, access, distribution and utilization of reliable and relevant DRM information;	<ul style="list-style-type: none"> • Implement the national DRM communication strategy. • Strengthen media capacity to enhance the dissemination of DRM information to the community. 	DoDMA, MoICE, DCCMS, EAD, CSOs

		<ul style="list-style-type: none"> Strengthen and coordinate DRM information gathering and sharing among stakeholders through systems and networks. Develop IEC materials for school learning. Establish a national DRM information management system, including a fully functional and gender-disaggregated DRM database. Develop national standards and guidelines for conducting disaster risk assessments. 	DoDMA and CSOs
	Establish an effective system to identify, assess and monitor national and cross-border risks	<ul style="list-style-type: none"> Promote the incorporation of disaster risk knowledge, including disaster prevention, mitigation, preparedness, response, recovery and rehabilitation into the primary, secondary and tertiary curricula as well as in non-formal education. Promote the use of space-based technologies in disaster risk management initiatives, including risk assessment and mapping. 	DoDMA, DoS, DCCMS, EAD, DoDMA and Dept of Water Resources, MoLGRD, MoEST, Academia, CSOs
	Develop, update and disseminate location specific disaster risk information, including hazard and risk maps to decision makers, the general public and communities at risk	<ul style="list-style-type: none"> Hold bi-annual national DRM Platform meetings. Update inventory of DRM stakeholders and interventions. Support climate change information centres with IEC materials on DRM. 	DoDMA, DCCMS, EAD, CSOs
Increased resilience of communities to disasters through investing in disaster risk reduction	Build the knowledge of government officials, civil society, communities, the private sector and other stakeholders in disaster risk management	<ul style="list-style-type: none"> Undertake comprehensive national hazard and disaster risk assessment and mapping. Ensure the use of traditional, indigenous and local knowledge and practices to complement scientific knowledge in disaster risk assessment and early warning. 	DoDMA, DoS, DCCMS, CSOs
	Promote the collection, analysis, management and use of relevant data and disaster risk information.	<ul style="list-style-type: none"> Implement disaster risk reduction projects at community level. Conduct awareness on risk reduction measures to communities in disaster prone areas. Identify and establish long-term locally-based disaster risk reduction mechanisms that can be 	DoDMA, MoLGRD and all line ministries, CSOs

			<p>implemented by communities in disaster prone area.</p> <ul style="list-style-type: none"> Develop deliberate DRR measures aimed at addressing urban risks. Implement integrated environmental and natural resource management approaches that incorporate disaster risk reduction. 	DoDMA, MoLGRD and all line ministries, CSOs
	Promote the mainstreaming of disaster risk assessment, mapping and management into rural development planning;	Devolve DRM functions to local councils	<ul style="list-style-type: none"> Finalize the process of devolving DRM functions to local authorities. Allocate funds for disaster risk management to local authorities. Recruit full-time DRM officers in all councils. 	DoDMA, MoLGRD
	Promote the dissemination and use of safer house construction guidelines and building codes at national and local level, including in informal settlements, to have resilient infrastructure		<ul style="list-style-type: none"> Build the capacity of local artisans on safer house construction practices. Disseminate safer house construction guidelines to communities and local artisans. Engage public and private college and universities to integrate key elements of safer house construction guidelines in their curricula. 	DoDMA, DCCMS, MoLHUD, CSOs, Academia
Strengthened disaster risk management governance at all levels	Mainstream DRM into development policies, strategies, plans and programmes		<ul style="list-style-type: none"> Develop guidelines for mainstreaming disaster risk management in development. Develop and implement national and local disaster risk management plans. Mainstream DRM into development plans and strategies for local authorities. Incorporate disaster risk reduction measures in urban and rural land-use development zoning and planning which are rigorously enforced. 	DoDMA, MoLGRD, DoEP&D, MoLHUD
	Strengthen the capacity of DRM coordination structures at national and local levels to facilitate effective coordination of DRM programmes		<ul style="list-style-type: none"> Enhance communication and collaboration among DRM stakeholders at all levels. Revamp or establish Civil Protection Committees in local authorities. Build capacity of DRM structures at all levels. Establish the cluster system at district level. 	DoDMA, MoLGRD, CSOs

<p>Enhanced preparedness for response, and to build back better in rehabilitation reconstruction</p>	<p>Encourage the establishment of mechanisms and incentives to ensure compliance with existing safety-enhancing provisions of sectoral laws and regulations, such as land use and urban planning, building codes, and environmental and resource management.</p>	<ul style="list-style-type: none"> • Support councils to develop bye-laws aimed at reducing disaster risks. • Support the review of national building codes and standards to incorporate resilience. • Support the enforcement of land use planning and regulations and building codes. • Promote urban disaster management plans and mechanisms in the cities. 	<p>DoDMA, MoLGRD, MoLHUD</p>
<p>Enhanced disaster preparedness for effective response</p>	<p>Enhance disaster preparedness for effective response</p>	<ul style="list-style-type: none"> • Develop and review multi hazard contingency plans at community, district and national level. • Mobilize resources for the implementation of contingency plans. • Establish and operationalise emergency operation centres at national and district levels. • Involve the private sector in preparedness planning, response and recovery. • Strengthen capacity for response, recovery, and reconstruction among stakeholders including communities. 	<p>DoDMA, MoLGRD and all line ministries, CSOs, private sector</p>
<p>Develop and strengthen people-centred integrated early warning systems, including community based early warning systems;</p>	<p>Develop and strengthen people-centred integrated early warning systems, including community based early warning systems;</p>	<ul style="list-style-type: none"> • Mobilise resources for developing up-to-date technologies for effective warnings. • Establish social and gender inclusive community based early warning systems. • Monitor hazards and generate forecasts and warnings. • Build capacity at national, district, area and village levels to enable stakeholders and communities to act appropriately to early warning messages. • Enhance research in early warning methodologies. • Disseminate risk information and early warnings to stakeholders at all levels and in particular, to communities at risk in a timely manner. 	<p>DoDMA, MoLGRD and all line ministries, CSOs</p>

	Enhance disaster management planning and response and	<ul style="list-style-type: none"> • Conduct disaster research and disseminate its findings to key stakeholders. • Undertake joint planning in disaster management, planning and response. • Review the national contingency plan and develop district contingency plan. • Provide humanitarian assistance to people affected by disasters, paying particular attention to the needs of vulnerable groups such as women, orphans, the elderly and people with disabilities. • Integrate the spirit of international humanitarian perspectives and minimum standards in disaster risk management policy and practice. • Hold simulation exercise to test contingency plans. 	DoDMA, MoLGRD and all line ministries, CSOs
	Promote the use of 'building back better' in recovery interventions.	<ul style="list-style-type: none"> • Conduct post-disaster needs assessments for major disasters. • Develop and review disaster recovery framework. • Implement post-disaster recovery interventions that integrate risk reduction. 	DoDMA, MoLGRD and all line ministries, CSOs
Improved social support to vulnerable population	Strengthening targeting mechanism for social support beneficiaries	<ul style="list-style-type: none"> • Build awareness and capacity at both district and community levels. • Harmonise standards and guidelines for targeting beneficiaries. • Update the beneficiary database for easy identification. 	MoFEPD, MoGDSW, MoTPW, CSOs and DPs, MoLGRD
	Broadening and scaling up the social support programmes and packages	<ul style="list-style-type: none"> • Review Social Support programmes and include more programmes. • Consult traditional leaders on the possible beneficiaries. • Mobilise resources more coverage of beneficiaries. 	MoFEPD, MoGDSW, MoTPW, CSOs and DPs, MCCCCI, MoLGRD,
	Upscale government contribution towards social and financial support for sustainability	<ul style="list-style-type: none"> • Conduct sensitisation workshops and training session for MDAs. 	MoFEPD, MoGDSW,

		<ul style="list-style-type: none"> Train stakeholders on social support mainstreaming in the national budget. Mobilise and conduct discussion with private sector and other non-state actors to participate in the provision of social support. Develop guidelines for participation of non-state actors in providing of social support. 	MoTPW, CSOs and MCCC, MoLGRD
	Engage private sector and other non-state actors in the provision of social support	<ul style="list-style-type: none"> Scale up Social Cash Transfer Programme from 18 districts to 28 (covering 319,000 HH). Strengthen linkages of Social Cash Transfer Beneficiaries to other social protection and quality social services to maximise impact. Strengthen payment and e-payment and case management systems for social cash transfer programmes. Strengthen the systems for delivery and provision of cash transfers at all levels Improve targeting effectiveness of social cash transfer programme. Develop clear graduation pathways for social cash transfer beneficiaries. Support evidence generation around the impact of cash transfers on the economy and human development and well-being. 	MoFEPD, MoGDSW, MoTPW, CSOs and DPs, MCCC, MoLGRD
	Expanding Social Cash Transfer to address poverty and deprivation among the ultra-poor and labour constrained households		MoFEPD, MoGDSW, MoTPW, CSOs and DPs,
GENDER, YOUTH DEVELOPMENT PERSONS WITH DISABILITY AND SOCIAL WELFARE			
GOAL: To build an equitable society where opportunity is not defined by sex, age, disability and other vulnerabilities			
Gender mainstreamed in all sector plans, policies, programmes and development frameworks	Increasing equitable access, control and utilization of social and Economic services by youth and women	<ul style="list-style-type: none"> Build capacity for mainstreaming gender, HIV and AIDS in macro and micro-level policy and legal frameworks. Support development and implementation of sector specific gender mainstreaming guidelines. Disseminate national and international gender and human rights instruments. Conduct capacity building in gender based budgeting among all stakeholders. 	MGCDSW MFEPD All MDAs DPs CSOs NGOs

		<ul style="list-style-type: none"> Promote knowledge and information-sharing on gender equality and women empowerment to all sections of the society. Promote visibility of gender related articles in sub-regional, regional and national development programming. Mainstream gender in the budget. Advocate for sectoral gender budget line among institutions. 	<p>MGCDWSW, MFEPD All MDAs CSOs</p>
	Ensuring the consistent implementation of gender responsive budgeting across sectors	<ul style="list-style-type: none"> Undertake leadership training of women, men, girls and boys in decision-making. Lobby for the implementation of gender 60-40 quota for public service in the Gender Equality Act (2013) and civil society and private sectors. Lobby for introduction of gender quota system in the electoral legal frameworks; Promote gender related law reforms. Formulate, enforce and implement laws and policies related to gender based violence. Lobby for transformation of negative social norms. 	<p>MGCDWSW MFEPD MoLYMD All MDAs DPs CSOs NGOs</p>
Increased women and youth representation in all decision structures	Ensuring the effective participation of children, youth and women in decision making processes	<ul style="list-style-type: none"> Establish and strengthen youth development centers at T/A, District and National levels. Conduct training in technical, vocational, entrepreneurial and business management skills. Review curriculum of vocational training. Implement a career guidance and attachment program. Facilitate formation and training of youth cooperatives. 	<p>MGCDWSW MFEPD MoLYMD All MDAs DPs, CSOs & NGOs</p>
Increased sporting activities and training in other life skills	Enhancing development and quality of sports in Malawi among all ages with special focus on the youth	<ul style="list-style-type: none"> Conduct mass awareness on the importance of sports physical fitness, health, recreation and leisure for Malawian citizens. Reinforce physical education in the national school curriculum. 	<p>MGCDWSW MFEPD All MDAs DPs CSOs</p>

		<ul style="list-style-type: none"> • Undertake studies and research in all areas of physical education, sports and health • Establish national sports and games day. • Modify the existing sports infrastructure to make them user friendly. • Adapt and improve sports programmes to cater for persons with disability, the aged, women and children. • Increase private sector participation in sports development, and resource mobilisation and other related activities. 	NGOs
<p>Equitable access to essential quality ECD services for survival, protection and development.</p>	<p>Promoting access and retention in education</p>	<ul style="list-style-type: none"> • Scaling up nutrition programmes in primary schools and ECD Centres. • Scaling up bursary programmes for vulnerable children. • Scaling up of vocational and entrepreneurship skills training for vulnerable children • Increase access to children's corners. • Stimulating child participation in policy development and implementation. • Design and develop CBCC/ECD play materials with nutrition and HIV and AIDS messages. • Establish linkages between CBCC/ECD and existing nutrition and HIV and AIDS services. • Train caregivers, parents and committees on care for children with HIV and AIDS. • Develop and distribute IEC materials and guidelines on care and support of HIV positive children. • Support poor families in providing alternative care. 	<p>MGCDSW MFEPP All MDAs DPs CSOs NGOs</p>
	<p>Promoting early childhood development and pre-primary education</p>	<ul style="list-style-type: none"> • Establish Early Childhood Development Centers and renovate existing and dilapidated ECD Centers. • Develop tailor-made teaching and learning materials, including for children with special needs. 	<p>MGCDSW MFEPP All MDAs DPs CSOs NGOs</p>

<p>Strengthened national child protection systems to reduce children's vulnerability to violence, abuse, and exploitation</p>	<p>Promoting advocacy and awareness on children's issues</p>	<ul style="list-style-type: none"> • Train technical staff, caregivers, guardians and parents in ECD and parenting services • Conduct awareness campaign on ECD and parenting. • Institute in-service training of primary school teachers in ECD. • Cluster ECD centers around primary schools to enhance transition to primary school activities. • Strengthen capacity of community male and female parenting educators. • Strengthen transitioning programmes. 	<p>MGCDWSW MFEPD All MDAs DPs CSOs NGOs</p>
	<p>Strengthening inter-sectoral coordination and capacity of all stakeholders</p>	<ul style="list-style-type: none"> • Review, enactment and enforcement of national legislation and policies related to children. • Develop and disseminate a comprehensive children's policy. • Develop national plan for child protection and standard package of services. • Raise stakeholder awareness on legislation and policies regarding children. • Introduce Child Abuse Prevention in School (CAPS) programmes. • Establishment of Child rights support systems in communities. • Strengthen child participation systems. • Promote child friendly initiatives at the district level. 	<p>MGCDWSW MFEPD All MDAs DPs CSOs NGOs</p>
		<ul style="list-style-type: none"> • Establish focal points for efficient coordination. • Design and operationalize an Information Management System for social support. • Mainstream child protection indicators in household surveys. • Build capacity of Local Councils, ADCs & VDCs to provide leadership and to coordinate district and community level efforts on child protection. 	

	<p>Enforcing legislation against harmful practices against children</p>	<ul style="list-style-type: none"> • Conduct sensitization of DEC's and AECs on importance of child participation in decision making. • Support coordination meetings (TWG meetings). • Promote awareness of children's rights. • Strengthen legal framework. 	MGCDWSW MFEPD
<p>Effective delivery of social welfare services</p>	<p>Increasing access to social justice and other welfare services</p>	<ul style="list-style-type: none"> • Scale up reformation and reintegration of juvenile offenders. • Expand provision of psychosocial and spiritual support to juvenile offenders. • Mainstream social welfare positions in relevant institutions. • Enforce laws and regulations to reduce violence against children, vulnerable people, youth and women and the elderly. • Undertake national headcount of all the less privileged persons for easy targeting nationwide. 	MGCDWSW MFEPD All MDAs DPs CSOs NGOs
	<p>Promoting compliance to standards in the delivery of Social Welfare services</p>	<ul style="list-style-type: none"> • Establish regulatory mechanisms for social welfare in Malawi. • Develop and enforce a code of ethics for Social Welfare service provision as a professional practice. • Establish a professional body for social workers in Malawi. • Develop operational guidelines to regulate provision of Social Welfare Services. • Establish a mechanism for compliance to social welfare standards, guidelines and procedures. 	MGCDWSW MFEPD All MDAs DPs CSOs NGOs
	<p>Enhancing capacity of social welfare workforce for effective delivery of quality social welfare services</p>	<ul style="list-style-type: none"> • Establish regulatory mechanisms for social welfare. • Develop and implement a staff capacity development strategy for social welfare personnel. 	MGCDWSW MFEPD All MDAs DPs CSOs & NGOs

		<ul style="list-style-type: none"> • Deploy social welfare personnel to all relevant government institutions. • Recruit and train staff. 	MGCDWSW, MFEFPD, All MDAs, DPs, CSOs & NGOs
	Establishing and strengthening coordination structures in the provision of social welfare services at all levels	<ul style="list-style-type: none"> • Resuscitate national and district level coordination structures. • Establish mechanisms for information sharing on social welfare issues. • Facilitate establishment of stakeholder collaboration/partnerships. 	MGCDWSW, MFEFPD, All MDAs, DPs, CSOs & NGOs
Improved welfare and health status for the elderly, persons with disability and albinism	Facilitating the implementation of enabling and inclusive mechanisms within small and medium enterprises as well as credit facilities	<ul style="list-style-type: none"> • Review the small and medium enterprise policy, TEVET policy and all other related policies to better focus on persons with disabilities as a specific area for intervention. • Operationalize the Disability Trust Fund. • Appoint persons with disabilities in government boards of public vocational training and micro finance institutions. • Set-up standards to prioritize individual persons with disabilities and their clubs in accessing credit loans. 	MGCDWSW, MFEFPD, All MDAs, DPs, CSOs & NGOs
	Promoting employment and decent work for elderly, persons with disabilities and albinism	<ul style="list-style-type: none"> • Put in place measures that ensure job retention by employees who acquire a disability while in employment. • Establish a quota system of employment in any organization to comprise 2% workforce of persons with disabilities. • Undertake periodic review of rules and regulations that govern employment and including job retention in both the public and private sectors to ensure that they do not discriminate persons with disabilities. • Undertake awareness campaigns on occupational safety and health in work places for all employees to minimize work-related occurrences of disabilities. 	MGCDWSW, MFEFPD, All MDAs, DPs, CSOs & NGOs
	Increase access to health services and social assistance	<ul style="list-style-type: none"> • Provide assistive devices to older persons. 	MGCDWSW, MFEFPD, All

<p>Improved coordination and Equitable access to social services among the elderly, persons with disabilities and albinism</p>		<ul style="list-style-type: none"> • Lobby for subsidized medical schemes for older persons. • Introduce Elderly Friendly Health Services. • Provide food and non-food items to needy older persons. • Provide HIV and AIDS support services to infected and affected older persons. • Conduct HIV and AIDS research for persons aged 50 years and above. • Lobby for inclusion of geriatric health services in existing outreach clinics to improve management of health problems that are prevalent in old age. • Organize sporting and recreational activities for older persons. 	<p>MDAs, DPs, CSOs & NGOs</p>
	<p>Facilitating the inclusion of the elderly, persons with disabilities and albinism in social support programs</p>	<ul style="list-style-type: none"> • Facilitate inclusion of persons with disabilities in all social support program committees at all levels. • Review targeting criteria of social support programs to deliberately include persons with disabilities. • Implement the Community Based Rehabilitation Programme. • Link CBR program with existing national social support programs. • Train sign language interpreters in all sectors. • Establish and train more self-help groups to promote village savings among persons with disabilities. • Provide educational support to learners with disabilities. 	<p>MGCDSW, MFEPPD, All MDAs, DPs, CSOs & NGOs</p>

	Improving capacity to effectively undertake and coordinate disability programmes	<ul style="list-style-type: none"> • Devolve disability functions to local councils. • Provide various local and external trainings to disability officers at all levels. • Lobby with development partners for more funding allocation to disability programs and activities. • Undertake research and surveys in specific areas of disability. • Collect disability disaggregated data through national censuses, household surveys and other national research studies. 	<p>MGCDWSW MFEPPD All MDAs DPs CSOs NGOs</p>
Enhanced mainstreaming of disability issues across sectors.	Promoting inclusion of needs of persons with disability in sectoral policies, laws and programs	<ul style="list-style-type: none"> • Establish and orient disability desk officers and disability mainstreaming committees in public institutions. • Undertake disability awareness campaigns targeting all Government Ministries and Departments. • Develop and monitor implementation of a National Disability Mainstreaming Strategy. • Operationalize National Coordination Committee on Disability Issues (NACCODI). 	<p>MGCDWSW MFEPPD All MDAs DPs CSOs NGOs</p>
Strengthened national protection systems for children, older persons and persons with albinism	Protecting children, older persons and persons with albinism against violence, abuse and exploitation	<ul style="list-style-type: none"> • Provide care and support to victimized older persons. • Build the capacity of individuals, families and communities to effectively respond to violence, exploitation and abuse of older persons. • Establish Elderly Care centres. • Mobilize communities into Action Groups • Against abuse and exploitation of children, older persons and persons with albinism. • Provide training for Traditional Leaders, law enforcement agencies and media practitioners on the legal rights of older persons within the family and community. 	<p>MGCDWSW MFEPPD All MDAs DPs CSOs NGOs</p>

	<ul style="list-style-type: none"> • Conduct public sensitization and violence prevention campaigns. • Develop and disseminate IEC materials on the rights of children, older persons, and persons with albinism. • Review laws and policies on poverty, property and land rights to provide for the needs of children, older persons and persons with albinism. • Review and enforce national legislation and policies related to children, elderly and persons with albinism. • Raise stakeholder awareness on legislation and policies regarding children, elderly, and persons with albinism. • Introduce Child Abuse Prevention in School (CAPS) programmes. • Establish Child rights support systems in communities. • Promote District child friendly initiatives. • Conduct awareness campaign of elderly and albinism issues. 	<p>MGCDWSW MFEPPD All MDAs DPs CSOs NGOs</p>
<p>Promoting advocacy and awareness of children, elderly and albinism issues</p>		
	<p>Enhancing community participation in the protection of older persons and persons with albinism</p>	<p>MGCDWSW DPs CSOs NGOs</p>

HUMAN SETTLEMENT AND PHYSICAL PLANNING			
GOAL: An integrated and sustainable land use and human settlement			
Improved access to land and tenure security for sustainable economic development	Reviewing legal framework to support urban development planning and management	<ul style="list-style-type: none"> • Prepare and review urban policies. • Conduct awareness campaigns on urban development, subsidiary legislation and emerging issues. 	MoLHUD MHC MoLRD CSOs and DPs
	Promoting land ownership by women and marginalised groups	<ul style="list-style-type: none"> • Conduct public awareness on land related laws, policies, procedures and services. 	MoLHUD MHC MoLRD
	Modernizing the geodetic network	<ul style="list-style-type: none"> • Convert geodetic network from Clarke 1880 to WGS84. • Densify geodetic network controls. • Establish permanent GPS stations. 	MoLHUD MHC MoLRD CSOs and DPs
Improved availability of geospatial information	Enforcing and monitoring adherence to land related standards and guidelines	<ul style="list-style-type: none"> • Conduct routine inspections of leased land. • Disseminate the standards and guidelines to the general public. • Build institutional capacity to all relevant stakeholders. 	MoLHUD MHC MoLRD DPs and CSOs
	Establishing a National Spatial Data Centre	<ul style="list-style-type: none"> • Put in place legal instruments for the operation of the centre. • Establish coordination mechanisms. • Advocate for and sensitize the data centre to the general public. 	MoLHUD MHC MoLRD DPs & CSOs
	Conducting property valuation	<ul style="list-style-type: none"> • Facilitate the enactment of the Land Bill. • Acquire land for redistribution. • Allocate serviced plots in urban areas. • Undertaking surveys and registration of land parcels. • Assess property for compensation and other land related taxes. 	MoLHUD MHC MoLRD DPs and CSOs
Improved land use planning and management	Undertaking surveys and registration of land parcels	<ul style="list-style-type: none"> • Expediting survey and allocation of affordable, serviced land for newcomers, to prevent further spread and growth of unplanned settlements. • Promote green infrastructure and zoning in the cities for aesthetic, recreational and climate proofing benefits. • Promote drone technology to support planning and monitoring. 	MoLHUD MHC MoLRD DPs and CSOs

	Creating a database for land records, systems and processes	<ul style="list-style-type: none"> Create capacity for land management, location and valuation. Establish a computerized land and deeds registration system. Publicize the database for relevant institutions to utilize. 	MoLHUD MHC MoLRD DPs and CSOs
Increased access and availability of affordable and decent houses.	Undertaking participatory community led upgrading of informal settlements to enhance safety, service provision and compliance with environmental guidelines	<ul style="list-style-type: none"> Review MHC Act. Formulate housing act. Facilitate the provision of basic services such as water and electricity for sanitation and hygiene. 	MoLHUD MHC MoLRD DPs and CSOs
	Increasing housing units for commercial and residential purposes	<ul style="list-style-type: none"> Establish a national housing fund. Encourage private sector to participate in housing construction. Promote PPP in housing infrastructure. Incentivise private construction companies to build houses for commercial purposes. Lobby micro-finance institutions to support housing development. 	MoLHUD MHC MoLRD DPs and CSOs
	Promoting the use of cost effective building materials	<ul style="list-style-type: none"> Build capacity to building contractors at all levels in the use of the cost effective materials. Allocate land to those in need including women, youth and person with disability. 	MoLHUD, MHC, MoLRD, DPs and CSOs
ENVIRONMENTAL SUSTAINABILITY			
GOAL: Promote sustainable management of the environment and natural resources			
Strengthened environmental management	Integrating environmental management in development activities	<ul style="list-style-type: none"> Facilitate the transition from the use of bricks burnt using firewood to alternatives to protect the environment. Conduct screening of development projects including public works programs/ project for Environmental and Social Impact Assessment. Conduct environmental audits. Monitor the implementation of ESMPs. 	MoNREM, EAD, MoLGRD, MoFEPD, CSOs, DPs, & Private Sector Organisations
	Promoting public participation in environmental management programs	<ul style="list-style-type: none"> Conduct awareness campaigns. Facilitate PPP arrangements in environmental management initiatives. 	MoNREM, EAD, MoLGRD, MoFEPD, CSOs, DPs, & Private Sector Organisations

<p>Promote integrated afforestation for wood fuel, fruit production windbreak and shade, timber and poles at household and community level to address wood fuel shortage and curb encroachment into reserves</p>	<ul style="list-style-type: none"> • Raise seedlings. • Plant trees. • Facilitate the establishment of community forests. • Harmonize incentive rates for community participation in public works and other environmental management activities. 	<p>MoNREM, EAD, MoLGRD, MoFEFD, CSOs, DPs, & Private Sector Organisations</p>
<p>Promoting environmental education, awareness and information sharing among stakeholders</p>	<ul style="list-style-type: none"> • Develop and disseminate environment, natural resources and climate change management awareness messages (biodiversity, biosafety, plastics, phase out of Ozone Depleting Substances, chemicals, wastes, Access and Benefit Sharing). • Prepare District and National State of Environment and Outlook Reports. • Commemorate World Environmental Days and events. • Train and support electronic and print media personnel from radio and TV stations in production of environment and climate change programs. • Update and maintain databases on environment. • Review and update the National Strategy for Climate Change Learning. • Review environment and climate change strategy. • Conduct environmental education and awareness campaigns. 	<p>MoNREM EAD MoLGRD MoFEFD CSOs DPs Private Sector Organisations</p>
<p>Enhancing community based natural resource management</p>	<ul style="list-style-type: none"> • Integrate environment and climate change into Village action plans. • Facilitate development of Local Biodiversity Action Plans. • Enhance co-management of the environment and natural resources. 	<p>MoNREM, EAD, MoLGRD, MoFEFD, CSOs, DPs, & Private Sector Organisations</p>
<p>Conserving and sustainably using water sources such as lakes, rivers and wetlands</p>	<ul style="list-style-type: none"> • Develop legislation on environment and natural resources management. • Establish an Authority on Environment and Natural Resources Management. • Develop and implement Regulations for access and benefit sharing of biological resources. 	<p>MoNREM, EAD, MoLGRD, MoFEFD, CSOs, DPs, & Private Sector Organisations</p>
<p>Enhancing conservation and sustainable utilization of biological diversity</p>	<ul style="list-style-type: none"> • Implement National Biodiversity Strategy and Action Plan (NBSAP). 	<p>MoNREM, EAD, MoLGRD, MoFEFD,</p>

	<ul style="list-style-type: none"> Facilitate the development and implementation of Memorandum of Understanding (MoU) for Clearing House Mechanism of biodiversity. Prepare and implement ENRM projects and programme. Conduct Integrated ecosystem assessments and economic analyses to evaluate the specific contributions of environment and natural resources to the national economy and human well-being. Monitor and evaluate ENRM programs and projects. 	CSOs, DPs, & Private Sector Organisations MoNREM, EAD, MoLGRD, MoFEPD, CSOs, DPs, & Private Sector Organisations
Promoting research, planning, monitoring and evaluation of ENRM programs	<ul style="list-style-type: none"> Conduct inspection of potentially polluted sites. Conduct monitoring visits for major development projects for compliance to environmental legislation. Review of EIA reports/audits/ Environmental and Social Management Plans (ESMPs). Develop and implement standards for environment and natural resource sector. 	MoNREM, EAD, MoLGRD, MoFEPD, CSOs, DPs, & Private Sector Organisations
Enforcing Environmental Impact Assessments (EIAs) and other related environmental laws	<ul style="list-style-type: none"> Enforce implementation of Climate Change Investment Plan and Strategic Plan for Climate Resilience. Domestic and implement the Paris Agreement on Climate Change (NAMAs, NAPAs and NDCs). Facilitate implementation of the National Climate Change Management Policy. Review and update GHG inventories. Facilitate review and approval of mitigation projects under Carbon Market Schemes. Develop and implement National Adaptation Plan. Establish a climate change fund. 	MoNREM, EAD, MoLGRD, MoFEPD, CSOs, DPs, Private Sector Organisations
Enhancing trans-boundary initiatives in environmental and natural resources programmes	Enforcing Environmental Impact Assessments (EIAs) and other related environmental laws	
Strengthening compliance on pollution control and waste management	<ul style="list-style-type: none"> Conduct inspection of potentially polluted sites. Develop a strategy on polluter pays principle and waste management. Review of ESIA reports/audits/ Environmental and Social Management Plans (ESMPs). Monitor implementation of approved ESMPs. Develop and implement Environmental standards for environment and natural resource sector. 	MoNREM, EAD, MoLGRD, MoFEPD, CSOs, DPs, Private Sector Organisations
Enhanced environmental degradation preventive measures		

		<ul style="list-style-type: none"> • Reduce emission of ozone depleting substances into the atmosphere. • Enforce implementation of regulations on the management of ODS in the country. 	
	Strengthening nuclear safety and security to ensure protection of the people and the environment	<ul style="list-style-type: none"> • Develop relevant policies and regulations to ensure nuclear safety and security. • Update the National Nuclear/Radiological Emergency Preparedness and Resource Plan. • Implement the integrated Nuclear Security Support Plan. • Conduct public awareness programs of effects of ionizing radiation. 	MoNREM EAD MoH Private sector
HIV/AIDS MANAGEMENT			
GOAL: Reduce new infections, HIV/AIDS related deaths and stigma and discrimination			
Reduced new HIV infections, HIV/AIDS related morbidity and mortality	Scaling up HIV/AIDS prevention and management services	<ul style="list-style-type: none"> • Conduct targeted VMMS. • Demand creation of district campaigns targeting political, traditional and religious leaders. • Train condom providers in Comprehensive Condom Programming (CCP). • Sensitize traditional, religious and opinion leaders on condom promotion. • Train CBO clusters (including youth organizations) per TA level to ensure further advocacy for male and female condoms. • Conduct peer-to-peer education on use of lubricants for men who have sex with men (MSM) and FSW. • Facilitate revision of school curricula to include comprehensive SRH and HIV prevention. • Revise and disseminate the National STI guidelines. • Integrate STI treatment with HIV and other services. • Conduct STI service supervision. • Train healthcare providers for key populations in syndromic management approaches, appropriate clinical skills and attitudes for working with key populations. • Conduct peer-to-peer education on STI screening, diagnostics and management, and reorientation of existing “safe spaces”. 	DNHA, MoLGRD, NAC, MACRO, NGOs, DPs, CSOs, Faith Based Organizations, Traditional leaders

<ul style="list-style-type: none"> • Conduct STI screening and treatment within Youth Friendly Health Services (YFHS) for youth 10 – 24 years in age. • Strengthen the capacity of YFHS providers on handling young people seeking services. • Integrate HIV services into SRH services. • Develop and distribute IEC on primary prevention of HIV among women of childbearing age. 	<p>DNHA, MoLGRD, NAC, MACRO, NGOs, DPs, CSOs, Faith Based Organizations, Traditional leaders</p>
<p>Increasing universal and targeted HIV testing and counselling; and</p>	<ul style="list-style-type: none"> • Train HTC providers. • Sensitize key and vulnerable populations on self-testing using oral swabs and oral fluid test kits. • Procure oral swabs and oral fluids test kits for vulnerable populations. • Integrate HIV testing into the care of patients with conditions such as TB and in ANC facilities. • Scale-up HTC services through mobile and door to door testing. • Conduct quarterly supervisory visits to HTC sites. • Scale-up provision of mobile and outreach health care services. • Conduct HTC campaigns and sensitization meetings. • Train Community Based Organizations (CBO) clusters on HTC advocacy issues. • Sensitize MSM and FSW to access HTC services.
<p>Improved legal and regulatory environment for PLHIV</p>	<p>Improving knowledge and skills in nutrition management of HIV related conditions, diseases and drug side effects.</p> <p>Strengthening the social and legal environment for protection of PLHIV</p> <p>Promoting ‘test and treat’ intervention to upscale HIV treatment.</p>
<ul style="list-style-type: none"> • Impart knowledge and skills in nutrition management of HIV related conditions, diseases and drug side effects to targeted population. • Train volunteers in home-based care. 	<p>DNHA, MoLGRD, NAC, MACRO, NGOs, DPs, CSOs, Faith Based Organizations, Traditional leaders</p>
<p>Strengthening the social and legal environment for protection of PLHIV</p>	<ul style="list-style-type: none"> • Develop and integrate rights-based, and gender transformative guidelines for HIV. • Train health workers in HIV and HTC clinics in gender and human rights. • Conduct high level meetings to advocate for legal reform. • Train law enforcers on HIV and the law.
<ul style="list-style-type: none"> • Increase HTC uptake. • Integrate HTC and ART services. 	<p>DNHA, MoLGRD, NAC, MACRO, NGOs, DPs,</p>

<p>Improved planning, management and coordination of HIV and AIDS interventions</p>	<p>Developing strategic information management system on HIV/AIDS</p> <p>Undertaking HIV/AIDS research for evidence based planning</p> <p>Advocating for implementation of HIV/AIDS workplace policies.</p>	<ul style="list-style-type: none"> Strengthen referral systems such that all HIV positive clients are enrolled on ART. Develop and (or) review HIV and AIDS policy and strategic documents. Build institutional capacity for effective management of the information system. Facilitate collaboration among stakeholders to avoid duplication of efforts. Support HIV/AIDS research and surveillance. Disseminate research finding to the general public. Establish information centres in all district or strengthen the already existing ones. Develop M&E coordination mechanisms for HIV and AIDS programs. Establish/revamp HIV and AIDS coordination structures. Develop capacity of HIV and AIDS coordination structures. 	<p>CSOs, Faith Based Organizations, Traditional leaders</p> <p>DNHA, MoLGRD, NAC, MACRO, NGOs, DPs, CSOs, Faith Based Organizations, Traditional leaders</p> <p>DNHA, MoLGRD, NAC, MACRO, NGOs, DPs, CSOs, FBO, Traditional leaders</p> <p>DNHA, MoLGRD, NAC, MACRO, NGOs, DPs, CSOs, FBO, Traditional leaders</p>
<p>Increased productivity of the youth and unempoyed Malawians</p>	<p>Establishing national volunteer service programme</p>	<ul style="list-style-type: none"> Develop an action plan involving the PPP. Develop a legal and regulatory framework on volunteerism. Develop an effective national coordination and implementation framework. 	<p>MoLYSMD NYCOM MoFEPD</p>
<p>Increased gainful and decent employment for all</p>	<p>Eliminating worst forms of child labour</p> <p>Enhancing compliance to labour standards</p>	<ul style="list-style-type: none"> Review and enforce child labour laws and regulations. Conduct sensitization campaigns on child labour and children rights. Build institutional capacity at all levels including at the traditional authority courts. Conduct sensitization campaigns on labour laws. Promote enforcement of labour laws and regulation. 	<p>MoLYSMD NYCOM MoFEPD Judiciary CSO DPS</p> <p>MoLYSMD, NYCOM MoFEPD, MLC, Judiciary, CSO, & DPs</p>

NUTRITION		
GOAL: To improve nutrition wellbeing of the population that effectively contributes to economic growth and prosperity		
<p>Reduced prevalence of Stunting, Wasting and Underweight</p>	<ul style="list-style-type: none"> Promote adolescent and women's nutrition before, during, and after pregnancy 	<ul style="list-style-type: none"> Review and Disseminate IEC materials on optimal maternal nutrition, healthy lifestyle and care before, during and after pregnancy through different channels. Review the Essential Nutrition Actions to align with global best practices on maternal and child nutrition. Advocate for pregnant women to access antenatal services within the first trimester. Sensitize communities on maternal nutrition before and during pregnancy.
	<ul style="list-style-type: none"> Promote optimal breast feeding practices for children 0-6 months and appropriate complementary feeding of children aged 6-24 months and beyond 	<ul style="list-style-type: none"> Develop, review and disseminate materials for facility, community and household based counselling of pregnant and lactating mothers on optimal breastfeeding. Advocate for inclusion of maternity leave for 6 months in Nutrition Bill/ Public Health Act conducive work conditions and workplace support for breastfeeding mothers. Conduct annual sensitization and awareness campaign to promote exclusive breastfeeding in the first six months among the public, local leaders, service providers, communities and caregivers. Commemorate National Breastfeeding Week. Develop, review and disseminate Recipe Book for promoting complementary feeding for children under the age of five. Advocate for attendance of postnatal care and growth monitoring for children under five years of age. Sensitize communities (chiefs, men, grandparents, religious leaders) on importance of optimal complementary feeding and continued breastfeeding practices. Develop radio and TV pro on importance of optimal feeding for children aged 6-24 months and beyond.
	<ul style="list-style-type: none"> Promote hygiene, water and sanitation practices at individual and household levels for improved nutrition 	<ul style="list-style-type: none"> Conduct community sensitization to promote WASH for improved nutrition outcomes. Conduct cookery demonstrations at community level. Develop IEC materials on WASH and Nutrition. Develop WASH messages for radio and TV programme.
		<p>DNHA MoA MoH MoGCDSW District Councils DPs NGOs</p>
		<p>DNHA MoA MoH MoGCDSW District Councils DPs NGOs Mo&T MoICT</p>
		<p>DNHA MoA MoAIWD MoGCDSW MoH DPs</p>

			NGOs
<ul style="list-style-type: none"> Promote consumption of high nutritive value and diversified diets 	<ul style="list-style-type: none"> Conduct community mobilisation campaigns on the establishment of backyard gardens. Develop standardized messages on the importance of high nutritive value and diversified diets. Train front-line workers and care group on importance of dietary diversity. 	<ul style="list-style-type: none"> Train caregiver committees, parents and field workers in nutritional values Enhance nutritional value and appeal of legumes through appropriate handling and processing practices and technologies Increase capacity for agriculture and nutrition related organizations to sustainably implement project components 	<ul style="list-style-type: none"> DNHA MoAIWD MoH DPs NGOs
<ul style="list-style-type: none"> Integrating nutrition in value chains for nutrition improvement 	<ul style="list-style-type: none"> Advocate for scaling up nutrition in ECD centres. Develop and disseminate key messages on Nutrition at early ages for caregivers. Conduct community sensitization campaigns on importance of nutrition at early ages. Develop and disseminate key messages on Early Childhood Development. Sensitize caregivers, care groups and service providers on importance of Early Childhood Development. Develop and air radio programmes on Early Childhood Development. 	<ul style="list-style-type: none"> Advocate for scaling up nutrition in ECD centres. Develop and disseminate key messages on Nutrition at early ages for caregivers. Conduct community sensitization campaigns on importance of nutrition at early ages. Develop and disseminate key messages on Early Childhood Development. Sensitize caregivers, care groups and service providers on importance of Early Childhood Development. Develop and air radio programmes on Early Childhood Development. 	<ul style="list-style-type: none"> DNHA MoEST MoGCDSW DPs NGOs MoICT District Councils
<ul style="list-style-type: none"> Promote male involvement and address gender and socio-cultural issues in maternal, infant and young child nutrition, child care, and household duties 	<ul style="list-style-type: none"> Develop and disseminate key messages on male involvement in nutrition, child care and household duties. Conduct community sensitization meetings with local leaders and other influential leaders using the CLANs and ACLANs on male involvement in nutrition. Identify male nutrition champions for promoting male involvement in nutrition at all levels. Sensitize the communities on the negative impacts of gender based violence on health and nutrition outcomes of women and children. 	<ul style="list-style-type: none"> Develop and disseminate key messages on male involvement in nutrition, child care and household duties. Conduct community sensitization meetings with local leaders and other influential leaders using the CLANs and ACLANs on male involvement in nutrition. Identify male nutrition champions for promoting male involvement in nutrition at all levels. Sensitize the communities on the negative impacts of gender based violence on health and nutrition outcomes of women and children. 	<ul style="list-style-type: none"> DNHA MoAIWD MoEST MoGCDSW DPs NGOs
Reduced prevalence of micronutrient deficiencies	<ul style="list-style-type: none"> Promote Public-Private Partnerships in food production, processing, fortification, and consumption 	<ul style="list-style-type: none"> Conduct bi-annual coordination business network meetings. Advocate for corporate social responsibility with the business networks part of nutrition support. 	<ul style="list-style-type: none"> DNHA MoAIWD MoIT

		<ul style="list-style-type: none"> • Train and engage private sector companies and communities on nutrition sensitive value chain. • Establish partnerships with food processing companies to improve complementary foods. 	MoH Private sectors
<ul style="list-style-type: none"> • Promote consumption of micronutrient rich foods 	<ul style="list-style-type: none"> • Conduct community mobilisation campaigns on the consumption of micronutrient rich foods. • Develop standardized messages on the importance of micronutrient rich foods. • Review and disseminate the recipes on the preparation of the micronutrient rich foods with emphasis on the indigenous foods. 	<ul style="list-style-type: none"> • Conduct community sensitisation and mobilisation on micronutrient supplementation. • Develop IEC materials for micronutrient supplementation with focus on community level. • Conduct awareness campaigns for micronutrient supplementation. 	DNHA MoAIWD MoH DPs NGOs
<ul style="list-style-type: none"> • Ensure micronutrient supplementation 	<ul style="list-style-type: none"> • Conduct community sensitisation and mobilisation on micronutrient supplementation. • Develop IEC materials for micronutrient supplementation with focus on community level. • Conduct awareness campaigns for micronutrient supplementation. 	<ul style="list-style-type: none"> • Advocate for fortification of locally available foods. • Conduct awareness campaign on the importance of consumption of nutritious fortified products. • Conduct biannual monitoring of fortified foods. 	DNHA DPs NGOs Private sectors
<ul style="list-style-type: none"> • Promote fortification and standardisation of centrally-processed food for improved nutrition. 	<ul style="list-style-type: none"> • Review and produce IEC materials on biofortified crops. • Conduct community sensitization and mobilisation campaigns on bio-fortified food crops and their benefits. • Review and disseminate the recommended food storage, processing, preparation and utilization practices of bio-fortified foods. 	<ul style="list-style-type: none"> • Review and produce IEC materials on biofortified crops. • Conduct community sensitization and mobilisation campaigns on bio-fortified food crops and their benefits. • Review and disseminate the recommended food storage, processing, preparation and utilization practices of bio-fortified foods. 	DNHA MoAIWD DPs NGOs
<ul style="list-style-type: none"> • Promote consumption of bio-fortified foods 	<ul style="list-style-type: none"> • Strengthening implementation of Community based Management of Acute Malnutrition and Nutrition Care, Support and Treatment in routine services and emergencies. 	<ul style="list-style-type: none"> • Improve monitoring and evaluation, and promote the use of data and information to inform CMAM programming and planning. • Build competence of human resources involved in CMAM service delivery. • Make availability and access to CMAM supplies and equipment. • Improve NCST monitoring, evaluation and information management. • Increase financing of NCST services. 	DNHA MoAIWD DPs NGOs

		<ul style="list-style-type: none"> • Link NCST clients with social protection, livelihood and economic strengthening interventions at community level. • Develop, review and disseminate guidelines for disaster preparedness, response and management of nutrition needs of various target groups in emergencies. • Conduct routine monitoring of the quality and effectiveness of emergency nutrition responses. • Facilitate the linkages of vulnerable infants with acute malnutrition to social protection for continued care and support. • Integrate resilient nutrition programming in developmental and emergency response. 		
Reduced prevalence of overweight and nutrition-related Non-Communicable Diseases	<ul style="list-style-type: none"> • Increasing access to services for prevention, early detection, and management of nutrition-related NCDs 	<ul style="list-style-type: none"> • Procure and distribute supplies for detection of NCDs. • Conduct screening to identify at risk clients for dietary related NCDs. • Conduct routine check-up for body weight, blood pressure and cholesterol levels at facility and outreach clinics. 		DNHA MoH DPs NGOs
	<ul style="list-style-type: none"> • Strengthening capacity of service providers' to provide nutrition and lifestyle counselling services at the facility and community level 	<ul style="list-style-type: none"> • Train service providers on screening, prevention and management of dietary related NCDs. • Conduct counselling and monitoring sessions for clients identified with dietary related NCDs. • Develop a data collection and documentation framework for monitoring trends in dietary related NCDs. 		DNHA MoH DPs NGOs
	<ul style="list-style-type: none"> • Promoting awareness campaigns and behaviour change communication on prevention of nutrition-related NCDs 	<ul style="list-style-type: none"> • Conduct awareness campaigns on NCDs at national, district and community levels. • Develop and disseminate NCD strategic plan. • Develop and air TV and radio programmes on NCDs. • Develop and disseminate key messages and IEC materials on NCDs. 		DNHA MoICT District Councils DPs NGOs
PEACE AND SECURITY				
GOAL: To promote peace and protect the sovereignty, territorial integrity and vital interests of Malawi against both external and internal threats.				
Improved methods of promoting international, regional, national and community security	Enhancing community integration and participation in promoting a secure, peaceful and crime free environment	<ul style="list-style-type: none"> • Conduct peace and security awareness campaigns/ public anti-violence campaigns in all the regions and on different media. • Strengthen community policing. • Provide security equipment to the community members e.g. whistles, jackets, bicycles, reflectors. 		MoD, MoHAI, and Malawi Police, Private sector (private security companies), Dept of Immigration

	Promote regional peace and international order	<ul style="list-style-type: none"> Participate in international, regional and bilateral activities such as the Joint Permanent Commission on Defence Security (JPCDS), Southern African Regional Police Chiefs cooperation organisation (SAPCCO) and International Criminal Police (INTERPOL), contributing resources to the regional standby force and peacekeeping operations. Conduct Joint Operations with sister police and immigration and other security agencies of neighbouring countries. Extend the I 24/7 system to other security organizations such as Immigration and MRA and to KIA and all borders. 	MoD, MoHAIS, and Malawi Police, Department of Immigration, Malawi prisons
Develop a professional and modern security	Maintain a healthy well trained, equipped, disciplined and gender sensitive, combat ready force	<ul style="list-style-type: none"> Provide ongoing recruitment and training to Security Officers. Encourage sporting disciplines. Build integrity and accountability of security institutions. Provide security institutions with modern equipment. e.g. Public Order Equipment, forensic equipment, intelligence collection equipment, crime detection equipment. Develop and implement gender policy to guide gender mainstreaming activities in compliance with national gender policy on appointments, promotions and employment in the public service. 	MoD, MoHAIS, and Malawi Police, Department of Immigration
Protected constitutional order	Improving the responsiveness of all security sectors to national needs by ensuring quick reaction and operations readiness	<ul style="list-style-type: none"> Review the existing condition of service and regulations. Recruit additional Security Officers. Construct and rehabilitate offices and staff houses. Increase visibility of Security Officers in all crime prone areas. Develop /review policies and legislations as well as rules and regulations of the Security Sectors e.g. The Malawi National Migration and Citizenship Policy.National Firearms Control, Prisons, Drug Control and Community Policing Policies Operationalize relevant legislation such as Trafficking In Persons Act (2015). Provide digital telecommunications equipment to security sectors. 	MoD, MoHAIS, and Malawi Police, Dept of Immigration MoD, MoHAIS, and Malawi Police, Private sector (private security companies), Dept of Immigration
Improved migration mechanism in line	Increasing capacity of migration management institutions	<ul style="list-style-type: none"> Provide on-going training to Officers at each and every station 	MoD, MoHAIS, and Malawi Police,

with national population policies			Department of Immigration
<ul style="list-style-type: none"> • Conduct Capacity Building Workshops. • Carry out study Tours. • Provide institutions with necessary forensic and scientific equipment. 	<ul style="list-style-type: none"> • Undertake public awareness on National IDs and birth and death Registration across the country. • Roll out national IDs and electronic birth and death registration. 	<ul style="list-style-type: none"> • Migrate from analogue to digital telecommunications platform. • Conduct Mapping of stakeholders involved in Information Management at all levels • Develop a data recovery site. 	NRB, MoHAIS, and Malawi Police, private security companies, Dept. of Immigration
<ul style="list-style-type: none"> • Promote national registration among the Malawian citizens 	<ul style="list-style-type: none"> • Developing integrated information management system at all levels 	<ul style="list-style-type: none"> • Identify the strengths and skills among refugees. • Engage refugees in all development activities that affect their livelihoods. • Provide basic needs that include Malawian communities around them. 	NRB, MoHAIS, DISTMIS, E-Govt
<ul style="list-style-type: none"> • Enhancing support and involvement of refugees to national development programming and implementation 	<ul style="list-style-type: none"> • Instituting gender responsive and disability friendly prison facilities 	<ul style="list-style-type: none"> • Rehabilitate prisoners to be gender responsive & disability friendly. • Conduct a survey in order to identify disability and gender issues to address and submission of reports to the relevant Ministry and development partners. 	MoFAIC, DODMA, MHAIS
<ul style="list-style-type: none"> • Enhanced management of prisons at local as well as national level 	<ul style="list-style-type: none"> • Improving prison infrastructure 	<ul style="list-style-type: none"> • Construct additional cell blocks, prisons and rehabilitating existing infrastructures e.g. at Maula, Mphyupyu, Chitipa, Mwanza, Zomba, Chitedze Maximum Prisons. • Rehabilitate an ablution block and parade ground at the Prison Training School. • Provide Sewer Ponds in Prisons. • Install CCTV cameras in Prisons. • Install solar water pumps in prisons. 	NRB, MoHAIS, and Malawi Police, Dept. of Immigration, Malawi Prisons
<ul style="list-style-type: none"> • Fast-tracking execution of cases for observance of human rights 	<ul style="list-style-type: none"> • Conduct specialised trainings for law enforcement officers to investigate cases. • Establish and support victim centred approaches in criminal Justice process. • Coordinate with Judiciary, Ministry of Justice and Constitutional Affairs and HRRCC. • Lobby necessary resources from Development Partners. 		MoHAIS, and Malawi Police, Private Security Companies, Dept of Immigration and HRC

	Improving rehabilitation interventions in all prisons	<ul style="list-style-type: none"> Intensify farming (both rain-fed and irrigation farming) through use of modern technology/mechanization. Revitalize industrial workshops to build capacity for generating revenue i.e establish a tailoring workshop to meet the demands of the uniformed organizations (Police, Malawi Defense Force, Immigration, Health and Private Institutions. Conducting benchmarking tours. Reduce corruption in the Malawi Prison Service e.g by continuous vetting of Prison Officers and undertaking sensitization campaigns. Lobby Development Partners as well as Ministry of Finance and Parliament to allocate more resources for rehabilitation interventions. 	MoFEPD, Malawi Prisons, MoHAIS, and Malawi Police, Private sector (private security Companies), Department of Immigration
INTEGRATED RURAL DEVELOPMENT			
GOAL: To improve Local Governance and participatory democracy to attain social economic development.			
Strengthened local governance structures	<p>Enhancing coordination of local government systems, including financial management systems, to ensure efficiency, effectiveness, accountability and responsiveness to national and global development goals</p> <p>Strengthening local institutional capacity to be more responsive to the needs of the communities</p>	<ul style="list-style-type: none"> Conducting rationalization of the council's establishments. Review and develop or harmonies relevant legal and policy documents. Review and harmonize the roles of various commissions (TSC, HSC, CSC, LASCOS, etc.). Conduct capacity building in audit for the councils. Conduct working session with various committees (Finance, HR, and ADC) on the condition of service in the councils. 	MoLGRD, LASCOS, MoJCA
Improved capacity of the local populace to effectively articulate their needs and demanding accountability from their representatives	<p>Enhancing community participation and ownership of development programmes and investments</p> <p>Empowering the local communities in decision-making</p>	<ul style="list-style-type: none"> Review Village Action Plan (VAP) Handbook and Urban Development Plan Handbook. Facilitate development of Service Charters for Local Authorities. Facilitate the Devolution of Micro projects to councils and aligning them to DDPs. 	MoLGRD, Auditor General, DHRMD, Local Authorities MoLGRD, Local Authorities MoLGRD, EP&D

Improved coordination and implementation of Rural Development Programmes in Councils	Promoting participation of key stakeholders including the private sector, CSOs, youth networks and other non-state actors for inclusive local governance and development	<ul style="list-style-type: none"> Develop guidelines on development of MOU between Local Authorities and Development Partners implementing interventions in the Councils. Review and Disseminate Guidelines for District Development Fund Improve the effectiveness of Local Government Structures in the district (VDCs, ADCs and AECs) Facilitate formation and Supporting of small and medium enterprises (SMEs) Construct Rural Growth Centres and Urban and Rural Markets. 	MoLGRD, Local Authorities
Reduced rural-urban migration	Promoting participation of Youth and women in income generating activities	<ul style="list-style-type: none"> Review/develop plans and guidelines for the management of devolved functions. Accelerate devolution of HR. Upscale the devolution of budgets and micro projects to Councils. Accelerate the process of devolving assets to councils. 	MoLGRD, DHRMD, MoFEP&D
Full devolution of functions to Local authorities	Promoting the establishment of Rural Growth Centres, Markets and other related development interventions	<ul style="list-style-type: none"> Facilitate updating and alignment of SEPs and DDPs to MGDS III, SDGs and Public Sector Reforms. Develop guidelines on development of MOU between Local Authorities and Development Partners implementing interventions in the Councils. Develop an integrated M&E plan for local authorities and baseline for PSD. Conduct quarterly project monitoring visits. 	MoLGRD, EP&D, Local Authorities
Improved Local Government planning, monitoring and evaluation.	Ensuring participatory and well-coordinated local development planning and implementation of development interventions among all stakeholders	Strengthening monitoring, evaluation and knowledge management	MoLGRD, MoFEP&D

ANNEX 4: SUMMARY COST FOR KEY PRIORITY AREAS AND OTHER DEVELOPMENT AREAS

Key priority areas	2017/18	2018/19	2019/20	2020/21	2021/22	5 Year Total
	MK (Millions)	MK (Millions)	MK (Millions)	MK (Millions)	MK (Millions)	MK (Millions)
Agriculture, water development and Climate change management	70,359	241,633	232,300	214,732	205,480	985,227
Education and skills development	128,033	133,280	156,327	190,835	226,695	834,814
Energy, industry and tourism development	69,578	219,073	163,188	125,138	92,008	668,985
transport and ICT infrastructure	75,005	154,345	166,690	143,635	112,600	652,275
Health and population	108,335	104,485	103,475	100,230	100,125	515,955
Total	451,310	852,816	821,980	774,570	736,908	3,657,256
Other Development areas						
Financial Services	9,320.00	8,468.00	10,278.00	13,404.00	9,175.00	50,645.00
Vulnerability, Disaster management and social support	47,840.00	53,930.00	50,695.00	50,800.00	45,970.00	249,235.00
Gender, youth development and Social welfare	14,388.00	58,389.00	54,023.00	50,695.00	50,737.00	228,232.00
Human settlement and physical planning	47,450.00	49,180.00	53,670.00	49,540.00	47,866.00	247,706.00
Environmental sustainability	3,300.00	5,870.00	5,475.00	4,785.00	4,340.00	23,770.00
HIV/AIDS management	18,470.00	20,250.00	21,170.00	20,055.00	20,055.00	100,000.00

Peace and Security	32,449.00	83,987.00	83,897.00	78,150.00	71,517.00	350,000.00
Nutrition	35,920.00	34,910.00	35,350.00	34,850.00	34,950.00	175,980.00
Integrated Rural Development	35,961.40	39,629.46	43,671.67	48,126.18	53,035.05	220,423.76
Total	242,098.40	354,613.46	358,229.67	350,405.18	337,645.05	1,645,991.76
Grand totals	696,408.15	1,207,429.42	1,180,209.26	1,124,975.23	1,074,553.41	5,303,247.47
Flagship projects						3,536,122.42
overall total						8,618,946.13

ANNEX 5: SUMMARY OF COSTS PER STRATEGY

Medium term Expected outcomes	Strategies	2017/18	2018/19	2019/20	2020/21	2021/22	5 year total
		MK (mn)	MK (mn)	MK (mn)	MK (mn)	MK (mn)	MK (mn)
AGRICULTURE, WATER DEVELOPMENT AND CLIMATE CHANGE MANAGEMENT							
GOAL: To achieve sustainable agricultural transformation that is adaptive to climate change and enhances ecosystem services							
Increased agricultural production and productivity	Promoting agricultural extension and rural advisory services.	762	2760	2760	2664	2556	11502
	Supporting inclusive agricultural innovation systems for research, technology generation, and dissemination.	1002	4690	4604	4374	3440	18110
	Increasing agricultural mechanisation	305	860	820	678	526	3189
	Promoting infrastructure investments for large scale irrigation schemes.	5160	15525	15524	14912	14880	66001
	Facilitating and supporting improved coordination and capacity as well as infrastructural development for improved agricultural service delivery	5722	14772	17685	12662	11520	62361
Increased land under irrigation	Promoting reforms of agricultural institutions and programmes to make them more sustainable and cost effective	175	358	295	245	210	1283
	Developing areas with irrigation potential	5669	18690	18690	17110	17060	77219
	Conducting and promoting research and use of appropriate technologies in irrigation	117	420	340	320	270	1467
	Enhancing technical and institutional capacities in irrigated agriculture	169	374	370	360	310	1583
	Promoting diversified crops and livestock utilization.	409	1332	1320	1270	1048	5379
Improved nutrition and food security	Promoting and encouraging sustainable fisheries management and commercial aquaculture development.	995	4570	4470	4460	4350	18845
	Fostering adequate market supply of diverse and nutritious foods.	1105	3810	3828	3264	3286	15293
	Promote technologies that reduce post-harvest losses in storage, preservation and food processing.	1227	5550	5435	5420	5400	23032
	Promoting private sector investments in production, processing and marketing of high quality nutritious foods, including complementary food.	22	44	45	40	36	187
	Promoting biofortification and fortification of major staple food.	1125	5460	4960	4846	4846	21237
Increased agriculture market development, agro processing and value Addition	Promoting food and nutrition education for all.	73	240	240	230	180	963
	Promoting research and education into use, propagation and conservation of traditional/indigenous Malawian food.	223	310	310	280	217	1340
	Promoting regional and global exports of value-added agricultural commodities.	245	420	400	324	312	1701
	Supporting improvements in quality standards and grading systems for all agricultural commodities.	196	525	525	430	340	2016
	Promoting the development of efficient and inclusive agricultural value chains.	4312	10850	10830	10725	9680	46397
Facilitating the creation of new structured markets, especially in oilseeds, sugarcane, livestock, animal feed and fisheries products.	192	410	360	340	340	1642	

	Strengthening and harmonizing agricultural market information systems.	286	640	640	640	620	540	2726
	Ensuring transparency in trade policies and regulations.	84	195	195	160	160	150	784
	Promoting agricultural value addition and agro-processing.	90	270	260	227	188	1035	
	Coordinating and strengthening agricultural marketing.	5460	17365	15340	14825	14305	67295	
Enhanced agricultural risk management	Promoting climate-smart agriculture and sustainable land and water management.	132	1200	1200	1020	1020	1020	4572
	Promoting integrated soil fertility management.	1084	6210	5680	5290	5265	23529	
	Promoting sustainable irrigation in crop production.	8135	26240	26225	21655	20155	102410	
	Promoting integrated conservation and utilization of Malawi's rich agro-biodiversity.	272	985	965	855	785	3862	
	Promoting market risk management.	57	270	255	265	200	1047	
	Harmonising key messages and incentives on climate-smart agriculture and sustainable land and water management	80	335	335	284	277	1034	
Increased empowerment of the youth, women, persons with disability and vulnerable groups in agriculture	Promoting establishment of cooperatives.	240	670	660	560	560	2690	
	Promoting access to, ownership and control of productive resources, including land, water, and farm inputs, for women, youth, persons with disabilities and vulnerable groups.	40	140	140	130	120	570	
	Promoting agricultural education and technical training for women, youth, and vulnerable groups.	220	1050	1040	940	630	3880	
	Promoting access to finance for women, youth and vulnerable groups in agriculture.	185	490	560	465	410	2110	
CLIMATE CHANGE								
Improved weather and climate monitoring for early warning, preparedness and timely response	Promoting effective and efficient generation, analysis and utilization of reliable, responsive, high quality, up to date and timely climate services	190	450	450	370	355	1815	
	Improving spatial (by area and agro-ecological zone) weather and climate monitoring and prediction systems through automation and other IT advances.	2595	11360	11360	11320	11305	47940	
Strengthened policy operating environment for climate change and meteorological services.	Developing and harmonizing climate change related policies and legislation.	37	70	340	70	65	582	
	Enhancing legal and regulatory framework in climate change management.	29	55	325	55	55	519	
	Mainstreaming climate change issues in sectoral policies, plans and programmes.	170	700	650	650	590	2760	
Enhanced community resilience to climate change impacts	Developing and implementing appropriate greenhouse gas management systems.	100	390	390	330	300	1510	
	Improving adoption of climate change adaptation and mitigation measures.	65	230	230	230	220	975	
	Implementing a comprehensive national climate change investment plan.	1610	5232	5230	5220	5210	22502	
	Enhancing cross sectoral coordination of climate change programmes.	37	170	160	160	160	687	
	Improving access to multilateral and bilateral international climate financing and private sector investments.	44	90	90	90	90	404	
Enhanced climate change research and technology development	Promoting research in climate change and meteorology.	2063	6162	6160	6140	6140	26665	

WATER RESOURCE DEVELOPMENT, UTILIZATION AND MANAGEMENT										
Increased access to water resources	Improving efficient and sustainable use of water in all irrigation schemes.	2700	8940	7940	7840	7630	35050			
	Supporting integration of irrigation in power generation in sustainable water management investment.	6546	25054	22054	22047	20043	116744			
	Enhancing rainwater harvesting, conservation and utilization.	1055	5200	5190	5180	5170	21795			
	Improving water supply in rural and urban areas.	7020	28050	23050	21550	21550	101220			
	Promoting empowerment of local communities to properly develop and manage catchment areas.	190	700	650	550	550	2640			
Enhanced integrated water resources management at all levels	Institutionalizing practical Operations and Maintenance (O&M) framework at all levels.	80	190	190	180	180	820			
	Promoting community-based management of rural water supply facilities.	48	100	100	90	90	428			
	Strengthening monitoring and evaluation system for water utilization and management.	125	320	300	280	270	1295			
	Promoting scientific research and investigation.	85	140	135	130	95	585			
2. EDUCATION AND SKILLS DEVELOPMENT										
GOAL: Improve quality and relevant education and skills for all										
EARLY CHILDHOOD DEVELOPMENT										
Improved access and equity to Early Childhood Development (ECD)	Promoting stimulation-learning activities at an early stage for all children.	887	729	694	699	765	3438			
	Promoting early detection, intervention and inclusion of children with special needs.	297	273	314	363	422	1649			
	Promoting early childhood care for orphans and vulnerable children.	544	544	544	544	544	2720			
	Enhancing service delivery in ECD	2486.4	2711.4	2712.4	3294.4	4070.4	15275			
Improved quality ECD services for children in Malawi	Strengthening the institutional framework for the delivery of ECD services	150	30	10	5	5	200			
	PRIMARY EDUCATION									
Improved quality and relevance of primary education	Improving teaching inputs to facilitate more effective learning.	3135	3762	4515	5418	6501	23331			
	Reducing class sizes to facilitate more effective learning through progressively recruiting trained teachers.	52400	57784	69341	83209	99850	362584			
	Enhancing the relevance of primary school curriculum.	160	50	50	0	0	260			
	Ensuring the availability of Teaching and Learning Materials (TLM) for special needs learners.	359	434	522	624	730	2669			
	Reinforcing inspection and supervision system of primary education.	426	410	541	260	260	1897			
	Introducing appropriate incentives to teachers and supervise their performance.	5344	5972	7167	8601	10321	37405			
	Improving access to basic health services in all primary schools.	131.5	141.5	131.5	20.5	15.5	440.5			
Regulate and standardise private sector participation in basic education.	16	4	4	4	4	32				

Improved access and equity in basic education	Improving net enrolment and completion rates, including those disadvantaged by gender, poverty, special needs and geographical location.	2067	2342	2812	3240	3873	14334
	Improving, expanding and maximising the use of permanent infrastructure such as classrooms, school facilities and teachers' houses.	19321	19321	23185	27823	33387	123037
	Strengthening complementary basic educational modalities for learners including Interactive Radio Instructions (IRI) and Open and Distance Learning.	7	7	7	7	7	35
	Building and upgrading education facilities that are child, disability and gender sensitive and provide safe and effective learning environment.	341	630	425	473	563	2432
	Introduce comprehensive programmes at the formal and non-formal levels including adult education	350	400	500	600	700	2550
Improved governance and management of basic education	Mobilising communities to participate in school development and management activities.	22	32	40	42	42	178
	Monitoring performance and strengthening internal efficiency of basic education system.	45	35	20	20	20	140
	Ensuring full decentralisation of education services.	144	144	124	124	124	660
SECONDARY EDUCATION							
Increased access to secondary education for both boys and girls and those with special needs	Constructing and expanding secondary school physical infrastructures that are disability and gender sensitive.	7083	2533	3004.8	10075.7	11968.9	34665.4
	Providing bursaries and cash transfers to disadvantaged learners.	15	20	23	27	30	115
	Supporting mainstreaming of special needs in secondary education.	3238	4167	4947	5977	7112	25441
	Increasing number of qualified teachers equitably deploying them in secondary schools.	6929	8008	9130	10367	11645	46079
	Providing TLM to secondary schools.	114	114	114	114	114	570
Improved quality of Secondary school education	Enhancing the relevance of secondary school curriculum	50	40	20	20	20	150
	Reinforcing inspection and supervision system of secondary education.	205	201	216	258	309	1189
Improved governance and Management of secondary education.	Ensuring full decentralisation of secondary education services.	30	30	30	30	30	150
HIGHER EDUCATION							
Improved Access and Equity in higher education	Institutionalising Public-Private Partnership (PPP) in higher education.	650	640	730	830	830	3680
	Providing targeted scholarships and loans to needy students in both accredited public and private universities.	451.98	474.07	566.89	678.26	811.92	2983.12
	Providing alternative modes of higher education provision.	245.8	257.09	309.51	371.41	444.7	1628.51

Improved quality of higher education	Providing special needs programmes and related resources and facilities.	950	470	350	355	355	355	2480
	Expand higher education infrastructure	7145.11	7416.11	8739.33	10305.20	12082.24	12082.24	45687.99
	Improve usage and access of ICT in higher education	620	700	440	140	90	90	1990
	Promoting research, technology development and transfer in all higher education institutions	205	235	275	185	185	185	1085
	Developing higher education institution programs that are relevant to the prevailing needs of the nation.	65	60	15	15	15	15	170
	Harmonizing higher education institutions' Legislation.	461.91	437.51	463.01	551.61	665.94	665.94	2579.98
	Encouraging cost sharing in all public universities.	62	75	88	110	175	175	510
	Establishing collaboration mechanisms with external Colleges and Universities	25	35	30	25	25	25	140
	Legislating the National Qualification Framework (NQF).	25	20	5	5	5	5	60
	Strengthening higher education ICT and Management Information System.	150	10	10	10	10	10	190
SKILLS DEVELOPMENT								
Improved access and equity in skills development training.	Increasing training centres for skills development in the artisanal, technical and professional fields.	1255	1425.5	1263.6	1328.32	1374.98	1374.98	6647.4
	Ensuring participation of the marginalised groups in the skills development training.	6800.84	7738.89	9306.67	10768.01	12881.61	12881.61	47496.03
	Providing financial support to needy students in accredited training institutions	1208.21	1376.89	1650.87	1977.64	2371.17	2371.17	8584.79
	Providing necessary and relevant equipment and skills for teachers in the training centres.	1000	800	800	800	800	800	4200
Improved quality of labour force	Linking up training institutions to companies for hands on training.	390	220	140	140	140	140	1030
	Reviewing secondary education curriculum to inspire students to take up blue collar jobs.	25	20	0	0	0	0	45
2. ENERGY, TOURISM AND INDUSTRIAL DEVELOPMENT								
GOAL: Provide sufficient sustainable energy for industrial and socio-economic development								
ENERGY								
Improve access to reliable and sustainable energy supply	Ensuring reliable supply of electricity to key social and economic development areas.	11230	34530	23730	17520	6520	6520	93530
	Ensuring the connectivity to the international power grid	700	1650	1350	1250	550	550	5500
	Constructing additional hydro power stations along major rivers.	11,100	104,500	83,900	62,450	51,950	51,950	313,900
	Promoting private sector investment in energy generation and distribution through PPPs and Independent Power Producers (IPPs).	1070	3570	3070	2570	1070	1070	11350
	Promoting the use of energy efficient technologies and designs	115	105	105	85	85	85	495
Improved access to affordable alternative sources of energy	Promoting the production and use of alternative sources of energy	850	4550	4000	2950	1850	1850	14200
	Ensuring sustainable fuel wood management.	253	593	593	493	393	393	2325
	Promoting the use of renewable and clean energy.	95	165	115	95	95	95	565

Enhanced use of renewable and clean energy in the underserved communities	Promoting sustainable environmental and social management principles in energy development programs.	140	1580	1050	1035	525	4330	
INDUSTRIAL DEVELOPMENT								
Improved environment for investment and private sector development	Addressing barriers to investment for both local and foreign investment. Broadening the one-stop centre initiative.	700	1800	1500	1100	650	5750	
	Establishing Special Economic Zones (SEZs) and business sourcing initiatives.	5100	15100	10100	10100	5100	45500	
	Reforming the regulatory framework for private sector development	150	3600	2900	1950	1100	9700	
	Creating a platform to link up players for market access and competitiveness.	70	220	190	180	130	790	
	Providing rational incentives throughout the supply chain.	160	700	500	400	300	2060	
	Developing industrial extension program linking farmers and agro-processing industries.	170	700	630	510	400	2410	
	Promoting diversification of export goods and services.	190	5200	3170	2150	1605	12315	
	Promoting dissemination of products and market information.	1980	1650	1595	1520	1520	8265	
	Negotiating for preferential market access for Malawi products.	260	875	475	335	285	2230	
	Reviewing legal and institutional framework	400	650	620	450	450	2570	
Enhanced production and sound management of non-renewable resources	Improving participation and regulation of artisanal, small and medium scale miners.	550	800	600	600	600	3150	
	Increasing exploration and mining of mineral resources	280	410	400	400	390	1880	
	Improving transparency in the management of the sector through the Extractive Industries Transparency Initiative (EITI).	280	450	400	375	350	1855	
	Enforcing legislations on sustainable use and management of mineral resources.	170	220	220	220	220	1050	
		800	1250	1100	850	800	4800	
		11260	33625	24400	21140	13900	104325	
	TOURISM							
	Conducive environment for tourism investment created	Ensuring participation of local investors in the tourism industry.	1,700.00	1,730.00	1,730.00	1,730.00	1,730.00	8,620.00
		Providing infrastructure that is supportive to tourism development.	20,950.00	20,900.00	8,800.00	5,800.00	5,800.00	62,250.00
		Promoting Malawi as a tourism investment destination.	1,840.00	2,075.00	1,760.00	1,760.00	1,760.00	9,195.00
Zoning and developing prime land for tourism investment.		900.00	1,050.00	900.00	-	-	2,850.00	
Creating a conducive legal and regulatory framework		-	325.00	290.00	150.00	150.00	915.00	
Promote conservation of wildlife and culture.		1,125.00	1,410.00	1,375.00	475.00	425.00	4,810.00	
Enhancing marketing of Malawi's tourism products.		530.00	595.00	495.00	495.00	495.00	2,610.00	
Promoting eco-tourism.		1,020.00	1,040.00	940.00	940.00	890.00	4,830.00	
Enforcing tourism industry standards and planning controls.		65.00	130.00	95.00	50.00	50.00	390.00	
Strengthening institutional capacity to manage and conserve protected areas and ecosystems.		380.00	335.00	260.00	195.00	190.00	1,360.00	
Improved quality of tourism products and services	Promoting and regulating wildlife farming and utilization.	590.00	480.00	460.00	390.00	360.00	2,280.00	
	Encouraging community wildlife conservation and monitoring.	365.00	510.00	470.00	370.00	310.00	2,025.00	

	Improving law enforcement and effectiveness	475.00	450.00	420.00	400.00	350.00	2,095.00
Improved conservation and management of cultural heritage resources	Developing and maintaining cultural and natural heritage sites.	430	480	410	410	360	2,090
	Promoting the preservation of museum artefacts and specimens and upgrading retrieval system.	470	545	520	510	475	2,520
	Facilitating construction of community cultural infrastructure.	1300	1450	1350	1325	1300	6725
	Developing and updating cultural legal framework.	275	300	200	150	75	1000
	Preserving Malawi's history and cultural values	350	400	400	400	350	1900
TRANSPORT AND ICT INFRASTRUCTURE DEVELOPMENT							
GOAL: Develop a safe, affordable, reliable, equitable and sustainable transport and ICT infrastructure							
TRANSPORT							
Reduced travel time and costs for persons and goods	Undertaking systematic maintenance and rehabilitation of infrastructure.	20910	41045	46105	45925	35915	189900
	Ensuring that there is an integrated, well- managed, viable and sustainable transport infrastructure.	690	1190	390	490	1190	3950
Improved transport reliability, levels of service and efficiency	Providing a framework for the development of an efficient transport system	20,140	50,170	50,140	40,140	30,140	190,730
	Promoting intermodal competition or complementarity, where feasible	20,500	35,500	40,500	30,500	25,500	152,500
	Providing safe, reliable, effective and efficient transport operations	5,200	10,200	15,200	15,200	10,200	56,000
Enhanced access to local and international markets	Developing an efficient and productive maritime transport infrastructure	940	3050	2200	1900	1700	9790
	Developing transport corridors in order to improve the competitiveness of Malawian goods and services on the regional and international markets.	1,700.00	4,350.00	4,150.00	3,150.00	2,650.00	16,000.00
	Developing a Nsanje World Inland Port	140	210	160	110	110	730
Improved access to inclusive social and public services	Providing access to safe, affordable and sustainable transport system with special attention to the needs of those in vulnerable situations including pedestrians and cyclists	1,030	1,030	1,030	1,030	530	4,650
	Promoting an environmentally sustainable and climate resilient transport system.	120	190	160	110	70	650
Reduced accidents and their derived human and economic costs	Enforcing transport regulations.	255	425	420	290	240	1630
	Mobilising private businesses to engage in transportation sector to improve competition.	320	280	250	190	130	1170
Increased private sector investment in the operation and management of transport infrastructure	Promoting PPP in operation and management of transport infrastructure.	140	280	130	70	50	670
INFORMATION COMMUNICATION AND TECHNOLOGY							
Increased access to information and communications services	Promoting the participation of community broadcasting stations, private couriers and privately owned telecommunication service providers.	80	70	60	70	60	340
	Improving regulatory framework of the ICT sector.	60	140	30	10	10	250
A well-developed ICT broadband infrastructure service provision	Developing public online services.	160	310	250	190	140	1050
	Promoting community ICT and multipurpose information centre.	535	1080	1075	580	565	3835
	Improving broadcasting distribution, content and coverage.	515	1550	1230	715	710	4720
	Creating a conducive environment to attract investment in ICT infrastructure and services.	30	120	70	20	20	260
	Enhancing enforcement of ICT regulation to protect the public from undesirable effects of ICT.	150	150	150	150	150	750

	Promoting integration of ICT into core sector policies and strategies and operations.	150	200	250	250	200	250	200	1050
Increased stock of ICT skilled and industry ready workforce in public and private sector institutions	Developing a reliable, fast, adaptive and robust ICT infrastructure.	230	760	760	750	750	750	750	3250
	Intensifying ICT research education and training in all sectors.	50	155	110	75	70	70	70	460
	Developing capacity to generate reliable and accurate local content.	200	220	220	210	200	200	200	1050
Improved efficiency in postal services.	Introducing economic and social services in the Postal Sub-sector.	120	270	360	250	150	250	150	1150
	Enhancing the current postal services.	440	1160	1050	1050	950	1050	950	4650
	Promoting innovations in postal services.	200	240	240	210	200	210	200	1090
4. HEALTH AND POPULATION									
GOAL: Improve health and quality of the population for sustainable socio-economic development									
HEALTH									
Effective health sector Planning at all levels	Strengthening health organizational structures at national, regional and facility level.	1,600.00	1,600.00	1,600.00	1,600.00	1,600.00	1,600.00	1,600.00	8,000.00
	Implementing full decentralization in the technical, administrative, and management functions of the health sector.	390.00	390.00	390.00	390.00	390.00	390.00	390.00	1,950.00
	Increasing utilization of the Health Management Information System (HMIS).	965.00	925.00	925.00	925.00	925.00	925.00	925.00	4,665.00
Improved access and equitable health service delivery	Promoting evidence-based decision-making in the health sector	2,285.00	2,285.00	2,285.00	2,285.00	2,285.00	2,285.00	2,285.00	11,425.00
	Strengthening healthcare systems at community level	3,950.00	3,450.00	2,950.00	2,950.00	2,950.00	2,950.00	2,950.00	16,250.00
	Expanding comprehensive primary and reproductive health care programmes.	995.00	995.00	995.00	995.00	995.00	995.00	995.00	4,975.00
	Promoting community participation in planning, implementing, and Monitoring and Evaluation (M&E) of health issues.	1,860.00	1,810.00	1,790.00	1,790.00	1,790.00	1,790.00	1,790.00	9,040.00
	Improving health infrastructure in all health facilities.	56,750.00	56,750.00	56,750.00	56,750.00	56,750.00	56,750.00	56,750.00	277,750.00
	Enhancing use of ICT in health care provision.	7,380.00	6,380.00	6,380.00	6,380.00	6,380.00	6,380.00	6,380.00	32,900.00
Improved domestic financing for health	Strengthening cooperation with donor agencies as well as NGOs involved in the delivery of healthcare services.	5,870.00	5,820.00	5,770.00	5,770.00	5,770.00	5,770.00	5,770.00	29,000.00
	Developing a harmonious working relationship between traditional and modern practitioners.	2,555.00	2,555.00	2,555.00	2,555.00	2,555.00	2,555.00	2,555.00	12,775.00
	Improving health campaign initiatives.	695.00	645.00	595.00	545.00	545.00	545.00	545.00	3,025.00
	Enforcing health policies and legislation at all levels	4,005.00	3,905.00	3,905.00	3,905.00	3,905.00	3,905.00	3,905.00	19,625.00
	Increasing allocation of National Budget to health.	450.00	400.00	350.00	350.00	350.00	350.00	350.00	1,900.00
	Expanding user fees and insurance schemes to ensure sustainability of health service provision.	675.00	450.00	450.00	450.00	450.00	450.00	450.00	2,475.00
Increased retention of human resources for health	Expanding Service Level Agreements (SLAs) beyond CHAM to include other private practice facilities.	90.00	65.00	45.00	45.00	45.00	45.00	45.00	280.00
	Building human resources capacity at all levels.	1,870.00	1,870.00	1,820.00	1,820.00	1,820.00	1,820.00	1,820.00	9,200.00
	Developing a career structure within areas of expertise and specialization.	470.00	440.00	440.00	440.00	440.00	440.00	440.00	2,230.00
Reduced incidence and prevalence of diseases	Strengthening prevention and management of infectious diseases such as: Malaria, bilharzia (schistosomiasis), Tuberculosis, Diarrhoeal Diseases, Acute Respiratory Infections, HIV/AIDS and other sexually transmitted diseases.	580.00	565.00	565.00	565.00	565.00	565.00	565.00	2,840.00

	Designing appropriate programmes to deal with emerging non-communicable diseases (NCDs) such as Diabetes Mellitus, Hypertension, Heart Disease.	185.00	170.00	160.00	160.00	160.00	160.00	835.00
Reduced incidence and prevalence of diseases	Strengthening Health Professional Councils and Associations of health personnel.	290.00	240.00	240.00	240.00	240.00	240.00	1,250.00
	Strengthening prevention and management of infectious diseases such as: Malaria, Tuberculosis, Diarrhoeal Diseases, Acute Respiratory Infections, HIV/AIDS and other sexually transmitted diseases.	550.00	540.00	530.00	530.00	530.00	530.00	2,680.00
Reduced morbidity and mortality due to malnutrition	Designing appropriate programmes to deal with emerging non-communicable diseases (NCDs) such as Diabetes Mellitus, Hypertension, Heart Disease, Cancer and other diseases.	405.00	385.00	385.00	385.00	385.00	385.00	1,945.00
	Generating quality health information and make it accessible to all intended users for evidence-based decision-making.	1,290.00	1,290.00	1,290.00	1,290.00	1,290.00	1,290.00	6,450.00
	Increasing access to timely and effective management of common nutrition disorders.	800.00	760.00	760.00	760.00	760.00	760.00	3,840.00
	Promote nutrition education and counselling.	825.00	825.00	825.00	825.00	825.00	825.00	4,125.00
Improved hygienic and sanitation practices.	Integrating nutrition in value chains for health improvement.	2,670.00	2,670.00	2,670.00	2,670.00	2,670.00	2,670.00	13,350.00
	Promoting dietary diversity and consumption of high nutrient value.	1,110.00	1,015.00	1,015.00	1,015.00	1,015.00	1,015.00	5,170.00
	Providing (and promoting use of) improved and accessible sanitation facilities in all public places.	775.00	575.00	525.00	525.00	525.00	525.00	2,925.00
	Promoting adoption of safe water and sanitation practices at individual and household level	195.00	195.00	195.00	195.00	195.00	195.00	975.00
POPULATION	Improving management and disposal of both liquid and solid waste.	400.00	400.00	400.00	400.00	400.00	400.00	2,000.00
Slowed population growth.	Promoting family planning and Sexual and Reproductive Health Rights (SRHR)	545.00	545.00	545.00	545.00	545.00	545.00	2,725.00
	Improving access, delivery and utilization of SRH services to all.	425.00	410.00	395.00	385.00	375.00	375.00	1,990.00
	Providing age-appropriate, comprehensive sexuality and reproductive health education for both in- and out-of-school youth.	200.00	200.00	175.00	175.00	170.00	170.00	920.00
	Increasing completion rate up to secondary school level for boys and girls.	485.00	435.00	435.00	385.00	385.00	385.00	2,125.00
Skilled and empowered youth population.	Increasing access to affordable credit facilities for youth.	525.00	390.00	360.00	310.00	300.00	300.00	1,885.00
	Creating job opportunities for the youth.	170.00	130.00	125.00	115.00	100.00	100.00	640.00
	Introducing innovative school based curriculum.	235.00	180.00	180.00	180.00	180.00	180.00	955.00
	Ensuring increased utilization and access to Basic Health Package (BHP) within 5km radius.	360.00	270.00	265.00	190.00	190.00	190.00	1,275.00
Increased maternal, neonatal, infant and child survival	Increasing distribution of long lasting insecticide nets (LLINs) for pregnant women and children.	105.00	90.00	65.00	60.00	45.00	45.00	365.00
	Increasing coverage of immunization services.	270.00	255.00	250.00	245.00	240.00	240.00	1,260.00
	Developing a Population Act and a National Population Policy framework.	190.00	130.00	130.00	130.00	130.00	130.00	710.00
Increased Policy and Legislative Measures focusing on population	Addressing the vulnerabilities caused by population ageing.	280.00	260.00	255.00	240.00	230.00	230.00	1,265.00
	Managing migration and urbanization.	260.00	255.00	205.00	185.00	160.00	160.00	1,065.00

	Enforcing legislation against early marriage	420.00	355.00	330.00	330.00	330.00	320.00	1,755.00
Effective population and development planning at all levels	Integrating demography in national planning and development.	200.00	180.00	180.00	180.00	180.00	180.00	920.00
	Strengthening national vital registration systems.	230.00	195.00	145.00	145.00	145.00	145.00	860.00
Increased awareness on population and development	Intensifying IEC on population and development.	185.00	165.00	155.00	155.00	155.00	155.00	815.00
	Reviewing cultural practices and discouraging those that impact adversely on population and development.	320.00	320.00	320.00	320.00	320.00	320.00	1,600.00
OTHER DEVELOPMENT AREAS								
FINANCIAL SERVICES								
GOAL: To create a vibrant, efficient, stable and inclusive financial sector that will meet the financing needs of all in the country								
Improved digital payments ecosystem in the financial service provision	Enhancing bank reach through broader distribution footprint,	480	350	530	330	500	2190	
	Increasing mobile money penetration and utilisation	310	220	540	5420	230	6720	
	Empowering alternative financial services distribution channels (including the post office, retail chains and filling stations)	130	140	120	110	150	650	
	Enhancing utilization of financial infrastructure such as national switch	150	120	130	170	130	700	
	Digitization of Government payments (both receipts and payments)	210	300	310	310	220	1350	
	Supporting the enabling regulatory framework	150	140	150	140	130	710	
	Leveraging savings groups by exploring partnerships with formal financial service providers	300	290	340	340	250	1520	
	Introducing voluntary personal pension targeting both formal and informal sector	120	110	170	90	110	600	
	Improving product development by service providers to make them relevant to the low income people and MSMEs	320	220	270	290	290	1390	
	Facilitate issuance of long term debt instruments by the Government and other public institutions and the private sector	110	110	110	110	130	570	
Increased access to credit targeting farmers and other MSMEs	Creating an enabling infrastructure	905	830	1008	800	1540	5083	
	Expanding formal credit channels	805	728	800	984	995	4312	
	Providing MSME support for growth	1320	1330	1500	1280	750	6180	
	Establishing development finance institutions to support agriculture and MSMEs	500	500	590	370	475	2435	
	Developing and implementing a strategy for the insurance sector to ensure sustainable growth of key sectors of the economy;	100	250	360	290	180	1180	
	Legislating and implementing medical aid schemes	580	160	150	160	135	1185	
Enhanced consumer empowerment and effective financial education	Improving insurance business model	600	590	740	490	510	2930	
	Enhancing regulatory framework for microinsurance	460	380	430	450	780	2500	
	Promoting service-provider-led education	520	600	500	480	700	2800	
	Strengthening consumer protection framework;	500	300	500	240	650	2190	
	Promoting financial literacy initiative	500	400	700	250	250	2100	
Enhanced policy and regulatory framework for the financial sector	Formulating and reviewing financial sector policies; and	150	150	130	100	60	590	
	Reviewing and enforcing financial sector laws and regulations.	100	250	200	200	10	760	

VULNERABILITY, DISASTER MANAGEMENT AND SOCIAL SUPPORT										
GOAL: Enhance the resilience of the population to socio-economic and environmental shocks										
Developed and strengthened people-centred early warning system										
	Enhancing disaster management, planning and response;	2600	2400	2900	2400	1730	12030			
	Enhancing production and use of early warning information	1190	1610	1860	1700	2190	8550			
	Investing in modern early warning technologies	2100	2400	2300	1790	1450	10040			
Improved resilience of communities to disaster risks										
	Implement disaster risk reduction interventions in disaster prone areas	2760	2690	2300	2440	2440	12630			
	Enhancing disaster response, and recovery through promotion of the concept of 'building back better'	4760	5890	5520	4290	3890	24350			
	Putting in place an effective system to identify, assess and monitor national and cross-border risks	3350	4190	4150	4350	3020	19060			
	Strengthening disaster risk management governance at all levels including but not limited to mainstreaming DRM into policies, strategies and programmes	5420	6200	5580	6260	4680	28140			
	Developing a people centred, integrated national early warning system	4280	5300	4900	4210	5400	24090			
	Promoting awareness, access, distribution and utilization of reliable and relevant DRM information	4150	3990	4150	4230	2570	19090			
Improved social support to vulnerable population										
	Strengthening targeting mechanism for social support beneficiaries	2480	4210	2770	2570	2810	14840			
	Broadening and scaling up the social support programmes and packages	4280	4400	3580	4300	3800	20360			
	Domesticate social support financial support for sustainability	1860	1880	2200	2260	1850	10050			
	Engage private sector and other non-state actors in the provision of social support	1840	1680	1710	1770	1690	8690			
	Expanding Social Cash Transfer to address poverty and deprivation among the ultra-poor and labour constrained households	6770	7090	6775	8230	8450	37315			
GENDER, YOUTH DEVELOPMENT AND SOCIAL WELFARE										
GOAL: To build an equitable society where opportunity is not defined by sex, age, disability and other vulnerabilities										
Gender mainstreamed in all sector plans, policies, programmes and development frameworks										
	Increasing equitable access, control and utilization of social and Economic services by youth and women	140	425	345	345	345	1600			
Increased Women & youth representation in all decision structures										
	Ensuring the effective participation of children, youth and women in decision making processes.	209	400	400	600	600	2209			
	Increasing youth participation in development initiatives at all levels;	238	1420	1420	1370	1370	5818			
Increased sporting activities and training in other life skills										
	Enhance development and quality of sports in Malawi among all ages with special focus on the youth	957	5500	5550	5551	5555	23113			
	Promoting access to education	3540	18720	16720	15700	15690	70370			
Children have access to essential quality services for their survival, protection and development.										
Improved equitable access to quality early childhood development services										
	Promoting early childhood development and pre-primary education	6140	18490	16990	16940	16940	75500			
Strengthened national child protection systems to reduce children's vulnerability to violence, abuse, and exploitation										
	Promoting advocacy and awareness on children's issues	334	1426	1424	1419	1419	6022			
	Strengthening inter-sectoral coordination and capacity of all stakeholders	228	2681	2671	1080	1086	7746			

Improved allocation and utilization of resources for effective delivery of social welfare services	Increasing access to social justice and other welfare services	239	2035	2029	1040	1042	6385
	Promoting compliance to standards in the delivery of Social Welfare services.	42	39	31	50	52	214
	Enhancing capacity of social welfare workforce for effective delivery of quality social welfare services.	1061	2122	2116	2119	2121	9539
	Establishing and strengthening coordination structures in the provision of social welfare services at all levels	34	26	18	29	29	136
Improved welfare for persons with disability	Facilitating the implementation of enabling and inclusive mechanisms within small and medium enterprises as well as credit facilities	25	33	25	41	46	170
	Promoting employment and decent work for persons with disabilities.	60	103	95	99	102	459
	Increase access to health services and social assistance	78	809	795	821	826	3329
	Facilitate the inclusion of persons with disabilities and the elderly in social support programs	75	66	50	70	78	339
Equitable access to social services among the elderly and persons with disabilities.	Improving capacity to effectively undertake and coordinate disability programmes	28	43	37	55	56	219
	Enhanced mainstreaming of disability issues across sectors.	158	1013	1007	1021	1023	4222
	Promote livelihood and economic enhancing programs for older persons	163	417	407	419	420	1826
	Protecting children, older persons and persons with albinism against violence, abuse and exploitation	163	624	522	530	528	2367
Strengthened national protection systems for children, older persons and persons with albinism	Promoting advocacy and awareness of children, elderly and albinism issues	87	88	72	84	90	421
	Strengthening institutional capacity;	389	1909	1299	1312	1319	6228
Improved institutional capacity to coordinate and implement elderly programs;							
HUMAN SETTLEMENT AND PHYSICAL PLANNING							
GOAL: An integrated and sustainable land use and human settlement							
Improved access to land and tenure security for sustainable economic development	Reviewing legal framework to support urban development planning and management	3800	4900	4800	4950	6900	25350
	Modernizing the geodetic network;	4400	4600	4250	3950	4580	21780
Improved availability of geospatial information	Enforcing and monitoring adherence to land related standards and guidelines	3600	4100	4400	5300	4120	21520
	Establishing a National Spatial Data Centre	4850	4560	4300	4690	5310	23710
Improved land use planning and management	Conducting property valuation	7660	7660	9170	7880	8130	40500
	Creating a database for land records, systems and processes	3700	3650	4560	4850	4630	21390
Increased access and availability of affordable and decent houses.	Upgrading informal settlements	4400	4900	5350	5660	5240	25550
	Building more houses in urban areas	12390	12450	14040	10160	6656	55696
	Promoting the use of cost effective building materials	2650	2360	2800	2100	2300	12210
ENVIRONMENTAL SUSTAINABILITY							
GOAL: Promote sustainable management of the environment and natural resources							
Strengthened environmental management	Integrating environmental management in construction activities	350	500	450	350	250	1900
	Promoting environmental education, awareness and information sharing among stakeholders	550	950	950	670	650	3770
	Enhancing community based natural resource management	110	230	120	110	90	660

	Conserving and sustainably using water sources such as lakes, rivers and wetlands;	180	450	350	250	200	1430
	Enhancing biological diversity;	150	300	200	200	140	990
	Promoting research, planning, monitoring and evaluation of ENRM programs	190	370	320	370	320	1570
Enhanced environmental degradation preventive measures	Enforcing Environmental Impact Assessments (EIAs) and other related environmental laws	400	700	950	800	850	3700
	Enhancing trans-boundary initiatives in environmental and natural resources programmes	520	920	835	785	690	3750
	Strengthening compliance on pollution control and waste management	850	1450	1300	1250	1150	6000
HIV/AIDS MANAGEMENT							
GOAL: Reduce new infections, HIV/AIDS related deaths and stigma and discrimination							
Reduced new HIV infections, HIV/AIDS related morbidity and mortality	Scaling up HIV/AIDS prevention and management services;	7690	8380	7850	7875	7300	39095
	Increasing universal and targeted HIV testing and counselling; and	4270	4750	5695	4280	4865	23860
	Improving knowledge and skills in nutrition management of HIV related conditions, diseases and drug side effects.	570	930	960	980	1000	4440
Improved legal and regulatory environment for PLHIV	Strengthening the social and legal environment for protection of PLHIV;	1240	1070	1250	1225	1280	6065
	Promoting 'test and treat' intervention to upscale HIV treatment.	1150	1310	1110	1140	1450	6160
Improved planning, management and coordination of HIV and AIDS interventions	Developing strategic information management system on HIV/AIDS;	1490	1700	1735	1615	1430	7970
	Undertaking HIV/AIDS research for evidence based planning	820	850	1040	1510	1285	5505
	Advocating for implementation of HIV/AIDS workplace policies.	1240	1260	1530	1430	1445	6905
PEACE AND SECURITY							
GOAL: To promote peace and protect the sovereignty, territorial integrity and vital interests of Malawi against both external and internal threats.							
Improved methods of promoting international, regional, national and community security	Enhancing community integration and participation in promoting a secure peaceful and crime free environment	265	265	265	265	265	1325
	Promote regional peace and international order.	340	340	340	340	340	1700
Developed a professional and modern security	Maintain a healthy well trained, equipped, disciplined and gender sensitive, combat ready force; and	289	392	302	315	287	1585
	Maintaining a sustainable size of security force.	15115	25170	25170	20110	14105	99670
Protected constitutional order	Improving the responsiveness of all security sectors to national needs by ensuring quick reaction and operational.	450	800	710	570	470	3000
	Increasing capacity of migration management institutions;	200	670	520	410	300	2100
Improved migration mechanism in line with national population policies	Promote national registration among the Malawian citizen	550	750	1050	730	520	3600
	Developing integrated information management system at all levels	170	340	280	230	180	1200
Enhanced management of prisons at local as well as national level	Instituting gender responsive and disability friendly prison facilities	2600	2650	2650	2600	2600	13100
	Improving prison infrastructure	10200	50280	50270	50300	50170	211220
	Fast-tracking execution of cases for observance of human rights	1270	1280	1290	1280	1280	6400
	Improving rehabilitation interventions in all prisons	1000	1050	1050	1000	1000	5100
NUTRITION							
Reduced prevalence of stunting, wasting and underweight	Promote adolescent and women's nutrition before, during, and after pregnancy.	370.00	370.00	370.00	370.00	370.00	1,850.00

	Promote optimal breastfeeding practices for children 0-6 months at facility, community, and household levels.	430.00	430.00	430.00	430.00	430.00	430.00	430.00	2,150.00
	Promote continued breastfeeding and appropriate complementary feeding of children aged 6–24 months and beyond.	470.00	470.00	470.00	470.00	470.00	470.00	470.00	2,350.00
	Promote hygiene, water and sanitation practices at individual and household levels for improved nutrition	410.00	410.00	410.00	410.00	410.00	410.00	410.00	2,050.00
	Promote consumption of high nutritive value and diversified diets	1,220.00	1,220.00	1,220.00	1,220.00	1,220.00	1,220.00	1,220.00	6,100.00
	Integrating nutrition in value chains for nutrition improvement	1,100.00	1,100.00	1,100.00	1,100.00	1,100.00	1,100.00	1,100.00	5,500.00
	Promote implementation of nutrition-sensitive interventions in key sectors. (Agriculture, Education, Health, Gender, WASH, Social Protection)	370.00	310.00	310.00	310.00	310.00	310.00	310.00	1,610.00
	Promote Early Childhood Development through active feeding and stimulation	320.00	310.00	310.00	310.00	310.00	310.00	310.00	1,530.00
	Promote male involvement and address gender and socio-cultural issues in maternal, infant and young child nutrition, child care, and household duties.	890.00	890.00	890.00	890.00	890.00	890.00	890.00	4,450.00
	Promote Public-Private Partnerships in food production, processing, fortification, and consumption	1,575.00	1,575.00	1,575.00	1,575.00	1,575.00	1,575.00	1,575.00	7,875.00
	Promote consumption of micronutrient rich foods	700.00	700.00	700.00	700.00	700.00	700.00	700.00	3,500.00
	Ensure micronutrient supplementation	1,050.00	1,050.00	1,050.00	1,050.00	1,050.00	1,050.00	1,050.00	5,250.00
	Promote fortification and standardisation of centrally-processed food for improved nutrition.	975.00	975.00	975.00	975.00	975.00	975.00	975.00	4,875.00
	Promote consumption of bio-fortified foods	990.00	950.00	950.00	950.00	950.00	950.00	950.00	4,790.00
	Integrate and scale up nutrition in the Early Childhood Development programme	705.00	655.00	655.00	655.00	655.00	655.00	655.00	3,325.00
	Scaling up school health nutrition	550.00	550.00	550.00	550.00	550.00	550.00	550.00	2,750.00
	Promote adolescent nutrition through supplementation	700.00	550.00	550.00	550.00	550.00	550.00	550.00	2,900.00
	Strengthen the quality of implementation of Facility and Community based Management of Acute Malnutrition (CMAM)	1,250.00	1,250.00	1,250.00	1,250.00	1,250.00	1,250.00	1,250.00	6,250.00
	Promote scaling up and strengthen quality of Nutrition Care Support and Treatment (NCST) for Tuberculosis, People Living with HIV and AIDS, and other chronically ill persons in all public and private health facilities.	575.00	575.00	575.00	575.00	575.00	575.00	575.00	2,875.00
	Strengthen planning and coordination mechanisms for nutrition emergency response and resilience at all levels	1,050.00	1,050.00	1,050.00	1,050.00	1,050.00	1,050.00	1,050.00	5,250.00
	Increasing access to services for prevention, early detection, and management of nutrition-related NCDs.	1,500.00	1,500.00	1,500.00	1,500.00	1,500.00	1,500.00	1,500.00	7,500.00
	Strengthening capacity of service providers' to provide nutrition and lifestyle counselling services at the facility and community level.	1,650.00	1,650.00	1,650.00	1,650.00	1,650.00	1,650.00	1,650.00	8,250.00
	Promoting awareness campaigns and behaviour change communication on prevention of nutrition-related NCDs	1,000.00	1,000.00	1,000.00	1,000.00	1,000.00	1,000.00	1,000.00	5,000.00
	Promoting behavioural change for community ownership and improved nutrition knowledge, attitudes, and practices.	800.00	750.00	750.00	750.00	750.00	750.00	750.00	3,800.00
Reduced prevalence of micronutrient deficiencies									
Improved nutrition among adolescents and school going children									
Reduced prevalence of acute malnutrition including during emergencies									
Reduced prevalence of overweight and nutrition-related Non-Communicable Diseases									
Improved nutrition knowledge, attitude and practices									

	Promoting social mobilisation through mass media, folk media and other communication channels	1,450.00	1,450.00	1,450.00	1,450.00	1,450.00	1,450.00	1,450.00	1,450.00	7,250.00	
	Strengthening the capacity of all sectors at national and district level to implement nutrition education and communication strategy.	1,650.00	1,650.00	1,650.00	1,650.00	1,650.00	1,650.00	1,650.00	1,650.00	8,250.00	
Improved enabling environment for effective coordination and implementation for Nutrition	Strengthen multi-sectoral nutrition governance and coordination at all levels	1,850.00	1,850.00	1,850.00	1,850.00	1,850.00	1,850.00	1,850.00	1,850.00	9,250.00	
	Increased financial resource allocations for nutrition programming by Government and Development Partners.	1,950.00	1,950.00	1,950.00	1,950.00	1,950.00	1,950.00	1,950.00	1,950.00	9,750.00	
	Enforce legal instruments to guide implementation of nutrition services and programmes.	2,800.00	2,800.00	2,800.00	2,800.00	2,800.00	2,800.00	2,800.00	2,800.00	14,000.00	
	Promote public-private partnership in implementation of nutrition programmes.	550.00	550.00	550.00	550.00	550.00	550.00	550.00	550.00	2,750.00	
	Promote nutrition researches to create evidence based policies and programming	1,150.00	650.00	650.00	1,150.00	650.00	650.00	750.00	750.00	4,350.00	
	Strengthen human capacity for effective programming and delivery of nutrition services at all levels.	1,500.00	1,450.00	1,450.00	1,450.00	1,450.00	1,450.00	1,450.00	1,450.00	7,300.00	
	Strengthen monitoring, evaluation and surveillance systems for routine information sharing and data utilisation at all levels.	2,370.00	2,270.00	2,270.00	2,220.00	2,220.00	2,220.00	2,220.00	2,220.00	11,300.00	
	INTEGRATED RURAL DEVELOPMENT										
GOAL: To improve local governance and participatory democracy to attain social economic development.											
Strengthened local governance structures	Enhancing coordination of local government systems, including financial management systems, to ensure efficiency, effectiveness, accountability and responsiveness to national and global development goals	409.50	451.27	497.30	548.02	603.92	2510.01				
	Strengthening local institutional capacity to be more responsive to the needs of the communities.	45.90	50.58	55.74	61.43	67.69	281.34				
Improved capacity of the local populace to effectively articulate their needs and demanding accountability from their representatives	Enhancing community participation and ownership of development programmes and investments	54	59.51	65.58	72.27	79.64	330.99				
	Empowering the local communities in decision-making	30	33.06	36.43	40.15	44.24	183.88				
Improved coordination and implementation of rural development programmes in councils	Promoting participation of key stakeholders including the private sector, CSOs, youth networks and other non-state actors for inclusive local governance and development.	123	135.55	149.37	164.61	181.40	753.92				
	Promoting participation of Youth and women in income generating activities.	90	99.18	109.30	120.44	132.73	551.65				
Reduced rural-urban migration	Promoting the establishment of Rural Growth Centres, Markets and other related development interventions	35000	38570	42504.14	46839.56	51617.20	214530.90				
	Institutionalize decentralisation policy in all sectors.	98	108	119.01	131.15	144.53	600.69				
Full devolution of functions to local authorities	Ensuring participatory and well-coordinated local development planning and implementation of development interventions among all stakeholders.	45	49.59	54.65	60.22	66.36	275.83				
	Strengthening monitoring, evaluation and knowledge management.	66	72.73	80.15	88.33	97.34	404.54				

ANNEX 6: MALAWI GOVERNMENT DEVELOPMENT STRATEGY III THEORY OF CHANGE (TOC)

A Productive, Competitive and Resilient Nation

If (1) agriculture and water resource management are adapted to climate change; if (2) the process of transformation of agriculture to adapt to climate change management is inclusive of all rural population, including the most vulnerable and deprived sections; if (3) access to quality and relevant education and skills development is improved for all; if (5) socio-economic development is spurred by sustainable energy; if (6) equitable access to social and economic services, and local and international markets is enhanced through safe, reliable and affordable transport and ICT; if (7) health, nutrition status, and population management and development are improved for all; then significant progress will be made by 2023 towards realizing a productive, competitive and resilient nation.

If investments in human capital development are realised by all Malawians, if the people and institutions are able to withstand economic and climate related shocks and vulnerabilities and if the people take positive steps for social and political action to bring about technological, cultural and economic change then the Nation will attain national and global goals to alleviate poverty and promote the well-being of all Malawians by 2023.

Develop
ment
Impact
TOC

Inclusive agricultural transformation adaptive to climate change.
All citizens, especially the most vulnerable and deprived, have a stronger voice and are empowered to influence as well as to benefit from the transformation processes leading to the adaptation of agriculture to sustainable and sound practices of climate change management.

Improved and accessible quality and relevant education and skills for all.
All citizens, in particular the most vulnerable and deprived, benefit from a more equitable access to modern and employment-oriented education and skills development, from early childhood to adulthood.

Sustainable energy for spurring socio-economic development.
Economic growth and the social welfare of citizens are fostered by access to reliable, affordable and sustainable access to energy supply

Enhanced, equitable access to social and economic services, and local and international markets through safe, reliable and affordable transport and ICT infrastructure.
Citizens have better access to social and economic services and local and international markets for they can rely on risk-free, sustained and low-cost transport and ICT infrastructure.

Improved health, nutrition status, and population management and development.
A more healthy, better nourished population thanks to better access to higher quality primary and maternal health services and more effective family planning

Outcomes

If agricultural productivity is enhanced, if investments in irrigation are increased which address water conservation and catchment area, as well as ecosystems management, if water resources are managed in a sustainable way, if there is diversification of crops which are more tolerant of climate, and disease and pest risks, if agro-processing and value addition of agriculture products is enhanced then the agriculture sector will contribute to national food security status, nutrition enhancement, environmental management and increased agricultural production which benefits the most marginalized and improves the share of the sector in the national economy.

If children have a good start in life through quality ECD services, if inclusive and equitable quality basic, secondary and higher education is provided which promotes lifelong learning opportunities for all, if education is relevant to the needs of the economy and entrepreneurship, skills development opportunities are accessible in particular for young Malawians then inclusive human capital development can be assured and the country can harness the youth dividend and be an empowered and resilient nation.

If there is increased generation capacity of difference forms of energy and enhanced use of renewable and clean energy for domestic and industrial use, if production mineral resources and they are better managed, if there are improved investments in tourism infrastructure, the quality of tourism products and services and enhanced development and management of cultural service, if social services are supported through reliable access to energy then a favourable environment for investment innovation and diversification of industry resulting in increased productivity and social development.

If investments are increased to provide safe, affordable, reliable, equitable and sustainable transport and ICT infrastructure, if the travel time and costs for persons and goods is reduced, if reliability, service levels and efficiency of transport is improved, if safety of travel through reduced accidents and their derived human and economic costs is assured, if a conducive environment is created for increased private sector investment in the transport sector then the population will enjoy enhanced access to inclusive social and public services, improved access to local and international markets, increased access to ICT services for development resulting in improved economic and development outcomes.

If health and nutrition services are accessible to all, if environmental and social risk factors that have a direct impact on health are reduced, if preventive and promotive health and nutrition specific service delivery is effective, efficient and equitable and reaches the target populations, if quality of care is improved through availability of staff, medicines, supplies, infrastructure and equipment and if planning is based on quality information and evidence, then improved health and nutrition outcomes such as reduced incidence and prevalence of diseases; reduced prevalence of stunting, wasting, underweight and other forms of malnutrition, improved hygiene and sanitation, improved maternal, neonatal, infant and child survival can be assured; and effective population and development planning will result in curtailment population growth and promoting well-being.

Outcomes ToC

<p>Key Assumptions</p> <p>The successful implementation of MGDS III will depend on a number of assumptions that must hold over the period, i.e. if the country:</p> <ul style="list-style-type: none"> • sustains and accelerates real GDP growth rates to continue on its poverty reduction path; • provides a conducive macroeconomic environment; • practices prudence in the management of its fiscal and monetary policies; • enforces development effectiveness that embraces the harnessing of both domestic and external resources for development financing; • mobilises predictable and sufficient resources in support national priorities from civil society organisations, development partners and private sector organisations to bridge the gap in the national budget. • entrenches good governance and institutionalizes practices that avoid wastage of scarce resources; • designs effective sectoral and social protection programmes that mitigate root causes of changes of growth and development, including social and gender inequalities; • continues to implement public sector reforms and provides a framework for the business unusual approach to implementation of key reform areas; • enjoys political stability; • receives favourable weather and climate to promote resilience to disaster risks; • is committed to slow population growth • evidence generated through research, program implementation and communication for behaviour change is used to formulate policies and plans • facilitates decisions at the local level for development efficiency and effectiveness • accelerates decentralization to facilitate the implementation of new and adjusted policies and programs and devolves remaining functions to district and local levels • focuses on gender mainstreaming and human rights based approaches for accelerating inclusive development through the promotion of economic and social rights • The identified flagship projects are expected to spur economic growth and development in the country through their multi-dimensional and integrated design. • Parliament is supportive of Government's desired policy changes. • recruitment system in based on meritocracy and the performance monitoring system caters to career development for those who perform. 	<p>Potential risks and barriers</p> <p>The following risks and barriers if not addressed or mitigate will impede progress towards the goals of the MGDS-III:</p> <ul style="list-style-type: none"> • insufficient attention to adaptation and mitigation of climate change impacts and continued dependence on rain fed agriculture • increased environmental degradation and unsustainable management of water resources, domestic debt is not sustainable, high cost of financing and reduced fiscal space for priority programmes; • currency devaluation and inflation not curtailed which discourages businesses from long term investments • insufficient resource mobilisation from other sources such as the private sector • lack of coordination of development efforts where development partners do not direct support to national priorities • increased pressure on the economy, environment and social services due to high population growth rates • poor governance and lack of transparency and accountability • Low morale among civil service and high turnover of trained staff leading to additional capacity development needs • social conflicts which may arise due to inequities and restiveness • politicisation of planning and implementation of programmes • lack of continuity of policies and programmes • outbreaks of diseases and increased health risks • inadequate resources or insufficient allocation to local levels • investments in sectors and disparate programmes which do not have a multiplier effect • inefficient management of programmes due to fragmentation. • siloed approach and lack of coordination among Government MDAs. • micro finance and other support mechanisms not available for small entrepreneurs • energy supply fall short of domestic and industry requirements • business climate non-attractive to investors • unplanned expansion of urban areas without adequate services. • perpetuation of harmful traditional customs and beliefs • rising unemployment particularly among younger Malawians. • lack of data hampers possibility to demonstrate progress in reporting on progress of MGDS-III • emergencies divert resources away from regular and flagship programs
--	--

ANNEX 7: MACRO ECONOMIC GROWTH, PRODUCTIVITY, COMPETITIVE AND RESILIENCE INDICATORS

MGDS III Goal	Link to SDGs	Key Performance Indicator	Base Year (2016/17)	Targets					Means of Verification	Responsible	
				2018	2019	2020	2021	2022			
Macro-Economic Growth , Competitiveness and Productivity	Goal 1; 8; 17	GDP in Current Prices (billions of kwacha)	3,919	4,676	5,255	5,576	5,921	6,282	Annual reports	MoFEFPD/RBM/NSO	
		SDG 8.1.1 Real GDP annual growth rate (%)	2.7%	6.9%	6.4%	6.1%	6.2%	7.0%	Annual reports	MoFEFPD/RBM/NSO	
		GDP per capita (USD)	458	484	518	558	600	700	Annual reports	MoFEFPD/RBM/NSO	
		Annual Average Inflation (CPI) (%)	22%	5.6%	7.1%	7.7%	7.5%	7.7%	Annual reports	MoFEFPD/RBM/NSO	
		Basic Fiscal Sustainability Indicators									
		Fiscal balance as a percentage of GDP	-7%	-3%	-2%	-2%	-2%	-2%	Annual reports	MoFEFPD	
		Net Domestic Debt as a % of GDP	17%	18%	16%	16%	14%	14%	Annual reports	MoFEFPD	
		Total Public Debt (Percentage to GDP)	55%	48%	46%	46%	43%	43%	Annual reports	MoFEFPD	
		External debt of public sector(Percentage of GDP)	33%	30%	30%	30%	29%	29%	Annual reports	MoFEFPD	
		SDG 17.1.1 Total government revenue as a proportion of GDP	19.7%	19.8%	19.8%	19.8%	19.8%	19.8%	Annual reports	MoFEFPD	
Resilience	Goal 1, 10	SDG 17.1.2 Proportion of domestic budget funded by domestic taxes	17.8%	17.8%	17.8%	17.8%	17.8%	Annual reports	MoFEFPD		
		External debt service(percentage of exports)	12%	6%	5%	5%	5%	Annual reports	MoFEFPD		
		Basic External Sector Sustainability Indicators									
		Gross official Reserves(months of imports)	2.9	3	3.2	3.2	3.3	3.3	Annual reports	RBM (Research & Statistics)	
Resilience	Goal 1, 10	Current Account(Percentage of GDP)	-14%	-9%	-8%	-8%	-8%	Annual reports	RBM (Research & Statistics)		
		SDG 1.1.1 Proportion of population below the international poverty line \$1.25 day \$ per day (% of population)	69.40%			48%		39%	Survey: 5 years (IHS)	NSO/MFEFPD/ WDR	
		SDG 1.2.1 Proportion of population living below the national poverty line(% of population)	51%			41%		34%	Survey: 5 years (IHS)	NSO/MFEFPD/ WDR	

ANNEX 8: MGDS III: KEY PRIORITY AREAS OUTCOME LEVEL INDICATORS

MGDS Goal 1: To achieve sustainable agricultural transformation that is adaptive to Climate Change

Expected Outcomes	Link to SDGs	Key Performance Outcome Indicator	Base Year (2016/17)	Targets			Means of Verification	Responsible
				2018	2020	2022		
Increased agricultural production and productivity	Goal 2	Proportion of farm households which using recommended agricultural technologies	48.2%	50%	56%	62%	Agricultural surveys/APES	MoAIWD
		SDG 1.a.1 Proportion of budget allocated to agriculture	17.7%	16%	16%	16%	Budget reports MoFEPD	MoFEPD
		Annual growth in agricultural GDP	4.8%	3.5%	5.8%	6%	Agricultural surveys/APES	MoAIWD
		Crop yield (Tonnes/ha)						
		Maize	2.2	2.5	3.5	4.5	Agricultural surveys/APES	MoAIWD
		Rice	2	2.5	3.5	4.5	Agricultural surveys/APES	MoAIWD
		Ground Nuts	1	1.4	2.2	2.6	Agricultural surveys/APES	MoAIWD
		SDG 2.4.1 Proportion of agricultural area under productive and sustainable agriculture (National: % of arable land under cultivation)	46%	47%	49%	50%	Agriculture surveys, IHS, FAOSTAT	MoAIWD
		Hectareage under legumes (ha)	1,054,217	1,106,928	1,220,388	1,345,478	Agricultural surveys/APES	MoAIWD
		Area under irrigation (ha)	107,991	108,000	116,000	158,791	Agricultural surveys/APES	MoAI&WD
Increased land under irrigation	Goal 2	SDG 14.7.1 Sustainable fisheries as a percentage of GDP	3%	3.4%	3.6%	3.8%	Agricultural surveys/APES	MoAIWD
Increased agricultural diversification		Percentage of food insecure households	31%	14%	5%	5%	Food and Nutrition Security Assessments ,IHS,MVAC	MoAI&WD
Improved nutrition and food security	Goal 2	SDG 2.1.1 Percent of population with food consumption below minimum dietary requirement (Prevalence of undernourishment)	20.8%	20.7%	14%	13%	Food and Nutrition Security: Assessments ,IHS, FAOSTAT	MoAI&WD

		SDG 2.1.2 Prevalence of moderate or severe food insecurity in the population, based on the Food Insecurity Experience Scale (FIES)	21.8%	18.0%	16%	10%	Food and Nutrition Security Assessments ,IHS, FAOSTAT	MoAI&WD
Increased agricultural exports, Increased agriculture market development, agro processing and value addition	Goal 2; 8	Percentage change in value of agriculture exports to total exports	10%	20%	40%	50%	Trade reports	MoFEPD, MoIT, MoAI&WD
		Annual growth in agricultural value addition and agro-processed output	4%	8%	16%	20%	Trade reports	MoFEPD, MoIT, MoAI&WD
Enhanced agricultural risk management	Goal 13	Agricultural area under Sustainable Land Management (ha)	628,728	630,000	633,800	642,500	Agricultural surveys	MoAI&WD
Enhanced community resilience to climate change impacts	Goal 13	Percentage of vulnerable population experiencing the impacts of drought and floods	10%	8%	4%	2%	Monitoring reports	EAD
		Number of districts practicing adaptation and mitigation measures	10	14	21	28	Annual Reports	EAD
Increased access to water resources	Goal 6	SDG 6.1.1a Proportion of population using safely managed drinking water (National: % of households using improved water source (Total) (%)	87%		90%	90%	Survey: 3-5 years (DHS and MICS)	NSO/MoAIWD
		SDG 6.1.1b. % of households using improved water source (Rural) (%)	85%		88%	89%	Survey: 3-5 years (DHS and MICS)	NSO/MoAIWD
		SDG 6.1.1c. % of households using improved water source (Urban) (%)	98%		98.7%	99%	Survey: 3-5 years (DHS and MICS)	NSO/MoAIWD
Enhanced integrated water resources management at all levels	Goal 6	% of households reporting potable water available with no interruption at least 24 hours	44%		70%	87%	Survey: 3-5 years (DHS and MICS)	NSO/MoAIWD
		% of households with portable water within 500 meters /30 minutes' walk	26%		70%	87%	Survey: 3-5 years (DHS and MICS)	NSO/MoAIWD

MGDS Goal 2: Improve quality and relevant education and skills for all

Expected Outcome	Link to SDGs	Key Performance Outcome Indicator	Base Year (2016/17)	Targets			Means of Verification	Responsible
				2018	2020	2022		
Improved access and equity to Early Childhood Development (ECD)		SDG 4.2.2 Participation rate in organized learning (one year before the official primary entry age) (National: Proportion of Children (Ages 1-5) accessing ECD services)	44.5%	50%	66%	70%	Annual Reports	MoGCDSW
Improved access and equity in basic education		Equitable Access to Education at All Levels (%)	64%	65%	66%	67%	EMIS reports	MOEST
		Quality and Relevance of Education at All Levels (%)	49%	58%	67%	79%	EMIS reports	MOEST

	SDG 4.c.1 Pupil Qualified Teacher Ratio (Primary)	80	74.3	69	64.1	EMIS reports	MOEST
	SDG 4.5.1 Gender Parity Index (GPI) For Primary Education (Total)	1	1.01	1.02	1.02	EMIS reports	MOEST
	Net Attendance Ratio for Primary (%)	94%	95%	96%	98%	DHS/MICS reports	MOEST
	Net Attendance Ratio for Primary (Girls) (%)	94.30%	95%	97%	98%	DHS/MICS reports	MOEST
	Survival Rate to Standard 8						
	Girls	29%	31%	33%	35%	EMIS reports	MOEST
	Boys	35%	37%	39%	40%	EMIS reports	MOEST
	Repetition Rate Primary	23%	21%	17%	13%	EMIS reports	MOEST
	Pupil Permanent Classroom Ratio (Primary)	116	112.4	108.8	105.4	EMIS reports	MOEST
	Primary Completion Rate	51%	51%	52%	52%	EMIS reports	MOEST
	Governance Structures (SMC, PTA, Students Body, Board Of Governors/Councils) Functional In All Learning Institutions	90%	98%	100%	100%	EMIS reports	MOEST
	Net Attendance Ratio for secondary school	17%	18%	20%	22%	DHS/MICS reports	MOEST
	Net Attendance Ratio – Secondary (Girls)	18%	19%	20%	22%	DHS/MICS reports	MOEST
	Percentage of special needs education students in secondary schools	1.20%	1.20%	1.30%	1.50%	EMIS reports	MOEST
	SDG 4.5.1 Gender Parity Index for Secondary	0.89	0.94	0.97	1.01	EMIS reports	MOEST
	Malawi School Certificate of Education (MSCE) Pass Rate (%)	52	59.9	69.1	75	EMIS reports	MOEST
	Transition Rate to Secondary						
	Girls	36.4	37	39.5	42.5	EMIS reports	MOEST
	Boys	33.5	35	37.8	40.8	EMIS reports	MOEST
	University Enrollment Capacity	7445	8041	9118	10635	EMIS reports	MOEST
	Gender Parity Index -Teacher Training (Primary) Enrollment	1.4	1	1	1	EMIS reports	MOEST
	SDG 8.5.2 Unemployment rate (%) (Total)	20.4%		15%	15%	Survey: 3-5 years (LFS)	MoLYSMD/NSO
	SDG 8.6.1 Proportion of youth (aged 15-24 years) not in employment (National: Youth unemployment rate (%))	15%		12%	10%	Survey: 3-5 years (LFS)	MoLYSMD/NSO
Improved quality and relevance of primary education	Goal 4						
Increased access to secondary education for both boys and girls and those with special needs							
Improved quality of secondary school education							
Improved access and equity to higher education	Goal 4						
Improved quality of labour force	Goal 8						

	Labour force participation rate (%)	89%		90%	95%	Survey: 3-5 years (LFS)	MoLYSMD/NSO
	SDG 8.7.1 Proportion and number of children aged 5-17 years engaged in child labour (National : Prevalence rate of worst forms of child labour)	38%		29%	20%	Survey: 3-5 years (LFS)	MoLYSMD/NSO
	SDG 8.7.1 Proportion and number of children aged 5-17 years engaged in child labour (National : Prevalence rate of worst forms of child labour)	38%		29%	20%	Survey: 3-5 years (LFS)	MoLYSMD/NSO
	SDG 8.8.1 Frequency rates of fatal and non-fatal occupational injuries (National: Proportion of injured workers compensated (%))	70%	75%	85%	100%	Annual	MoLYSMD

MGDS Goal 3: Provide sufficient sustainable energy for industrial and socio-economic development

Expected Outcome	Link to SDGs	Key Performance Indicator	Base Year (2016/17)	Targets			Means of Verification	Responsible
				2018	2020	2022		
Improved access to reliable and sustainable energy supply	Goal 7	SDG 7.1.1 Percentage of population with access to electricity (%)	10%	23%	37%	50%	Survey	Department of Energy Affairs; ESCOM; NSO
		Local generation capacity (Megawatts)	361	478	688	1,538	Monitoring Reports	Department of Energy Affairs; ENGCO; NSO
		Percentage change in penetration of renewable energy sources (%)	7%	10%	12%	15%	Monitoring Reports	Dept of Energy Affairs, ESCOM
		Fuel holding capacity in terms of number of days of fuel cover (days)	60	90	90	90	Monitoring Reports	Dept of Energy Affairs; MERA; NOCMA
Improved access to affordable alternative sources of energy.	Goal 7	Penetration of energy efficient technologies in %tage. (Cook stoves, LPG Cylinders)	18%	30%	42%	54%	Monitoring Reports	Department of Energy Affairs, ESCOM, NSO
		Percentage of households using solid fuel for cooking	88%	85%	80%	80%	Annual surveys	Dept of Energy Affairs; MERA; Department of Forestry
Enhanced use of renewable and clean energy in the underserved communities	Goal 7	Ranking for ease of doing business	133	127	115	99	Doing Business Index Report	World Bank (WB)
		SDG 10.b.1 Foreign Direct Investment as net inflow (US\$ millions)	515.3	800	1,200	1,500	Annual Economic Report (AER)	Reserve Bank of Malawi; MITC; World Bank
Improved environment for investment and private sector development	Goal 17.3	Percentage of foreign investment ventured into partnership with indigenous Malawians (%)	2%	2.5%	20%	40%	MITC database	Malawi Investment & Trade Centre (MITC); MoITT

		Average time taken in business registration (days)	37	36	22	7	WB
		Percentage change in exports to target markets (%)					NSO
Goal 17.10		COMESA	32	35	40	40	Trade Statistical Bulletins
		SADC	-15	20	30	40	NSO
		European Union	-36	2	11	15	NSO
		United Kingdom	-174	-100	20	40	NSO
		United States-AGOA	120	100	70	65	NSO
		China	-56	80	65	55	NSO
		Market share of domestic products in world exports (%)	0.01	0.01	0.01	0.02	0.02
Goal 12.2		Percentage of procurements/contracts given to local Malawians (%)	0%	10%	20%	30%	ODPP; MoITT
Goal 9.2		SDG 9.2.1 Manufacturing value added as a proportion of GDP	10%	10%	11%	25%	Annual Trade Reports
		SDG 9.2.2 Manufacturing employment as a proportion of total employment	3.6%	3.7%	4.1%	4.5%	Annual Trade Reports
		Index of Industrial Production	128.0	138.4	152.6	168.2	Annual Economic Surveys
		Percentage change in real value of exports (%)	15%	18%	20%	20%	Annual Trade Reports
Enhanced production and sound management of mineral resources		Percentage contribution of Mining sector to GDP (%)					Annual Economic Report (AER)
		SDG 8.9.1 Tourism direct GDP as a proportion of total GDP	2%	2%	5%	15%	Annual Economic Report (AER)
Improved conducive environment for tourism development		SDG 8.9.2 Proportion of jobs in tourism industries as a proportion of total employment (National: Percentage contribution of tourism to direct employment per year (%))	2.9%	3.2%	2.8%	2.8%	Employment Surveys
		Percentage contribution of tourism subsector to overall country's investments per year	4%	3%	4%	5%	Malawi Investment & Trade Centre
	Goal 8.9						DoT; Ministry of Finance, Economic Planning and Development

										(MITC) Annual Report, AER	
Improved quality of tourism products and services	Goal 8.9	SDG 12.b.1 Number of sustainable tourism strategies or policies and implemented action plans with agreed monitoring and evaluation tools	1	2	3	3	3	3	3	Annual Economic Report (AER)	Department of Tourism (DOT)
		Percentage contribution of tourism subsector to overall country's investments per year	4%	3%	4%	5%	5%	5%	5%	Malawi Investment & Trade Centre (MITC) Annual Report, AER	DoT; Ministry of Finance, Economic Planning and Development
Goal 8.9	Goal 8.9	Number of tourist visitors to Malawi	804,912	1,000,000	1,150,000	1,300,000	1,300,000	1,300,000	1,300,000	Annual Tourism Report	DOT, Private Sector
		Accommodation Occupancy rate (%)	53%	56%	62%	70%	70%	70%	70%	Annual Tourism Report	DOT, Private Sector

MGDS Goal 4: Develop of a safe, affordable, reliable, equitable and sustainable transport and ICT infrastructure

MGDS III Key Priority Area	Expected Outcomes	Link to SDGs	Key Performance Outcome Indicator	Base Year (2016/17)	Targets			Means of Verification	Responsible
					2018	2020	2022		
Reduced travel time and costs for persons and goods	Goal 11	Goal 11	Average travel time by road for trucks (Days)						
			Between Blantyre and Beira	2	1.5	1.5	1.5	1.5	MoTPW
4.1.1 Road Transport	Improved transport reliability, levels of service and efficiency	Goal 11	Between Blantyre and Durban	8	7.5	7.5	7.5	7.5	MoTPW
			Between Blantyre and Dar-es-Salaam	4.5	4.5	4.5	4.5	4.5	MoTPW
4.1.1 Road Transport	Improved transport reliability, levels of service and efficiency	Goal 11	Length of classified paved road network (kms)	4,312	4,473	4,803	5,132	Annual transport reports	MoTPW
			Paved classified road network in good and fair condition (%)	78%	80%	86%	90%	90%	Annual transport reports
4.1.1 Road Transport	Improved transport reliability, levels of service and efficiency	Goal 11	Upgrading of unpaved roads to paved standards (Km)	28	103	179	149	Annual transport reports	MoTPW
			% reduction of road accidents	13%	20%	28%	30%	30%	Annual transport reports

MGDS Goal 5: To improve health and quality of the population for sustainable socio-economic development.								
Expected Outcomes	Link to SDGs	Key Performance Outcome Indicator	Base Year (2016/17)	Targets			Means of Verification	Responsible
				2018	2020	2022		
Improved access and equitable health service delivery	Goal 3	% of health facilities without stock-outs of tracer medicines	20%	5%	5%	5%	Survey: 3-5 years (DHS & MICS);HMIS:	MoH
		SDG 3.1.2: Proportion of births in health facilities attended by skilled health personnel	90.0%	93%	95%	100%	Survey: 3-5 years (DHS & MICS)HMIS: Annual	MoH
Improved domestic financing for health	Goal 3	SDG 1.a.2 % of GOM budget allocated to (health sector)	11%	18%	15%	15%	Budget reports	MoFEPD
Increased retention of human resources for health	Goal 3	SDG 3.c.1 Health Worker Density- Doctor to population ratio	0.2 (358/10,000 persons)	0.2 (447)	0.3 (625)	0.4 (804)	IHRIS	MoH
		SDG 3.c.1 Health Worker Density -Nurse to population ratio	3.6(597/10,000 persons)	4.2 (7559)	5.1 (9814)	5.9 (12,070)	IHRIS	MoH
Reduced incidence and prevalence of diseases	Goal 3	SDG 3.3.2. Tuberculosis incidence per 1,000 population (National:TB case notification rate/100000)	106	191	196	196	NTCP reports	MoH
		SDG 3.3.3 Malaria incidence rate per 1,000 population (presumed and confirmed)	380	320	260	200	Survey: 3-5 years (DHS & MICS)HMIS: Annual	MoH
		HIV/AIDS Incidence rate	4.1/1000 persons	3.1%	2.2%	2%	Survey: 3-5 years (DHS & MICS)HMIS: Annual	MoH
		SDG 3.8.1 EHP Coverage (% facilities able to deliver EHP services)	54%	90%	95%	99%	Survey: 3-5 years (DHS & MICS)HMIS: Annual	NSO/MoH
		SDG 3.1.1 Maternal mortality ratio/100,000live births	574	516	458	400	Survey: 3-5 years (DHS & MICS)	NSO/MoH
Improved hygienic and sanitation practices	Goal 6	SDG 3.2.1 Under-5 mortality rate (U5MR)/1000 live births	64	64	55	48	Survey: 3-5 years (DHS & MICS)	NSO/MoH
		SDG 3.2.2 Neonatal mortality rate/1000 live births	27	26	24	22	Survey: 3-5 years (DHS & MICS)	NSO/MoH
		SDG 6.2.1a. Proportion of population using safely managed sanitation services (National:% of households with improved sanitation (Total))	52%	65%	75%	85%	Survey: 3-5 years (DHS & MICS)	NSO/MoH
		SDG 6.2.1c. % of households with improved sanitation (Urban)	53%	54%	57%	80%	Survey: 3-5 years (DHS & MICS)	NSO/MoH

Effective population and development planning at all levels	Goal 3, 5	SDG 6.2.1b. % of households with improved sanitation (Rural)	45%	46%	48%	65%	Survey: 3-5 years (DHS & MICS)	NSO/MoH
		Percent of households with handwashing facilities (Total)	19%	24%	37%	58%	Survey: 3-5 years (DHS & MICS)	NSO/MoH
		Percent of households with handwashing facilities (Urban)	29%	36%	53%	79%	Survey: 3-5 years (DHS & MICS)	NSO/MoH
		Percent of households with handwashing facilities (Rural)	18%	21%	30%	42%	Survey: 3-5 years (DHS & MICS)	NSO/MoH
		SDG 3.7.1 Proportion of women of reproductive age (aged 15-49 years) who have their need for family planning satisfied with modern methods	62%	74%	80%	85%	Survey: 3-5 years (DHS & MICS)	NSO/MOH
		SDG 3.7.2 Adolescent birth rate (aged 15-19 years) per 1,000 women	136	125	115	100	Survey: 3-5 years (DHS & MICS)	NSO/MOH
		SDG 5.6.1 Proportion of women aged 15-49 years who make their own informed decisions regarding sexual relations, contraceptive use and reproductive health care	78.6%	80%	82%	85%	Survey: 3-5 years (DHS & MICS)	NSO/MOH
		Modern contraceptive prevalence rate						
		Married women	58%	64%	69%	73%	Survey: 3-5 years (DHS & MICS)HMIS: Annual	NSO/MOH
		Unmarried women	44%	54%	58%	60%	Survey: 3-5 years (DHS & MICS)HMIS: Annual	NSO/MOH
Increased awareness on population management and development	Goal 3, 5	Population Growth Rate (%)	3.15%	3.16%	3.15%	2.50%	Census	NSO/MOH
		Total Fertility Rate	4.4	4.4	3.5	3	Survey: 3-5 years (DHS & MICS)HMIS: Annual	NSO/MOH
		Crude Birth Rate	32.2	31.9	31.2	30.6	Census	NSO/MOH
		Crude Death Rate	10.8	10.35	9.5	8.8	Census	NSO/MOH

Nutrition: Reduced prevalence of stunting, wasting, underweight and other forms of malnutrition						
	SDG 2.2.1a Percentage of children under five years of age who are stunted	37%	35%	33%	31%	Survey: 3-5 years (DHS & MICS) NSO/MoH/ DNHA
	SDG 2.2.1b Percentage of children under five years of age who are underweight	12%	10%	8%	6%	Survey: 3-5 years (DHS & MICS) NSO/MoH/ DNHA
Goal 2	SDG 2.2.2a Percentage of children under five years of age who are malnourished (wasting)	2.70%	2.20%	1.70%	1.20%	Survey: 3-5 years (DHS & MICS) NSO/MoH/ DNHA
	SDG 2.2.2b Percentage of children under five years of age who are overweight	4.50%	3.90%	3.30%	2.70%	Survey: 3-5 years (DHS & MICS) NSO/MoH/ DNHA
	SDG 2.2.1 Percentage of children 6-23 months who received 4 or more food groups	25%	30%	40%	50%	Survey: 3-5 years (DHS & MICS) NSO/MoH/ DNHA
	SDG 2.2a: Percentage of budgetary allocation for nutrition programs	0.03%	0.04%	0.05%	0.05%	Budget reports MOF
	SDG 3.3.4 Percentage of women reproductive age 15-49 years who are obese or overweight	21%	20%	18%	16%	Survey: 3-5 years (DHS & MICS) NSO/MoH/ DNHA

Other Development Areas

Expected Outcomes	Link to SDGs	Key Performance Outcome Indicator	Base Year (2016/17)	Targets			Means of Verification	Responsible
				2018	2020	2022		
6.1: Financial Services: To create a vibrant, efficient, stable and inclusive financial sector that will meet the financing needs of all in the country								
Improved digital payments ecosystem in the financial service provision	Goal 8.10	SDG 8.10.2 Proportion of adults (15 years and older) with an account at a bank or other financial institution or with a mobile-money-service *	27%	32%	47%	55%	FINSCOPE Survey	RBM/MoFEPD
Increased savings and investment opportunities	Goal 9.3	Ratio of private sector credit to GDP by commercial banks (%)	15.1%	16.0%	18.0%	20.0%	Financial review	RBM/MoFEPD
Increased access to credit targeting farmers and other MSMEs	Goal 9.3	Percentage of population financially inclusion (%)*	34.0%	38.1%	47.8%	55.0%	FINSCOPE Survey	RBM/MoFEPD
6.2 Vulnerability, Disaster and Risk Management Goal: Enhance the resilience of the population to socio-economic and natural disasters and shocks								
Improved preparedness for, response to and recovery from disasters.	Goal 13	SDG 11.b.1 Proportion of districts that adopt and implement local disaster risk reduction strategies in line with the Sendai Framework for Disaster Risk Reduction 2015-2030 (National : Number of DDPs that have integrated DRM)	9	11	15	19	Annual Reports	DoDMA
		Percent of poor Malawians graduated from the social safety net transfers through protective and productive asset creation and Cash Transfers disaggregated by gender	TBD	TBD	TBD	50%	Population survey	NSO/MoFEPD
		% HH and individuals with improved coping strategies disaggregated by gender	TBD	TBD	TBD	TBD	Population survey	NSO/MoFEPD
6.3 Gender, Social Welfare and Youth Development Goal: To build an equitable society where opportunity is not defined by sex, age, disability and other vulnerabilities								
Gender mainstreamed in all sectors, macro policies and legal frameworks.	Goal 5	Gender Development Index	0.907	0.92	0.93	0.95	Annual Reports	NSO/MoGCDSW
Increased women & youth representation in	Goal 5	SDG 5.3.1 Proportion of women aged 20-24 years who were married or in a union before age 15 and before age 18 % of youth participating in leadership activities	15%	15%	8%	8%	DHS/MICS reports	NSO/MoGCDSW
			5%	10%	20%	30%	Annual Reports	MoGCDSW

decision making structures and politics	SDG 5.5.2 Proportion of women in managerial positions (National : Percentage of women represented in decision making positions in public service)	24%	26%	34%	40%	Annual Reports	MoGCDSW
	SDG 5.5.1 Proportion of seats held by women in national parliament and local government (MP, Councilors, Ministers)	17%	17%	40%	40%	Annual Reports	MoGCDSW
	SDG 5.2.1 Proportion of ever-partnered women and girls aged 15 years and older subjected to physical, sexual or psychological violence by a current or former intimate partner in the previous 12 months	42%	38%	31%	28%	DHS/MICS reports	NSO/MoGCDSW
	SDG 5.2.2 Proportion of women and girls aged 15 years and older subjected to sexual violence by persons other than an intimate partner in the previous 12 months	20%	18%	15%	10%	DHS/MICS reports	NSO/MoGCDSW
	SDG 11.7.2 Proportion of persons victim of physical or sexual harassment	34%	31%	25%	17%	Annual Reports	MoGCDSW
	SDG 8.b.1 Total government spending in social protection and employment programmes as a proportion of the national budget	44%	45%	48%	51%	Annual Reports	MFEPD Reports
	Proportion of Women, Elderly and persons with disabilities living below US\$ 1.25 per person/day	54%	45%	35%	25%	Annually	MoGCDSW
	Proportion of students with disabilities attending school	10% from baseline	15% from baseline	25% from baseline	30% from baseline	Annually	MoGCDSW
	Goal 1, Goal 5	6.4 Human Settlement and Physical Planning Goal: An integrated and sustainable land use and human settlement					
	Improved access to land and tenure security for sustainable economic development	Goal 1	30%	32%	38%	45%	Annual Reports

6.8 Peace and National Security Goal: To promote and protect the sovereignty, territorial integrity and vital interests of Malawi against both external and internal threats.							
Protected constitutional order	SDG 16.1.4	Proportion of population that feel safe walking alone around the area they live*				3-5 years	NSO/MOHAIS
	Crime Detection Rate %	12%	15%	40%	50%	Annual	MOHAIS
	Percentage of Population issued with National IDs	1%	100%	100%	100%	Annual	MOHAIS
Justice and Democratic Governance							
Increased availability, access to and use of update laws	Goal 16	Rule of Law global ranking and score	69	66	6	54	MoJCA
		Voter turnout rate (%)	71%	71%	80%	80%	MEC
		Corruption Perception Index	30			10	ACB/TI
Enhanced coordination of the democratic governance sector		Global Corruption ranking score out of (178)	120			80	ACB/TI
	6.9 Local Governance, Rural Development and Decentralization						
Improved investment in rural areas	Goal 9	Percentage of rural-urban migration (net)	5.7%	5.4%	5.3%	4.2%	NSO: Census/IHS/DHS
		Percentage of Urban-rural migration	2.4%	3.0%	3.6%	3.6%	NSO: Census/IHS/DHS
		Number of Rural Growth Centres Constructed	6	0	1	1	Annual Reports
Improved implementation of complete devolution of functions to councils	Goal 8	Percentage of contribution of local revenues to Council annual budget (%) (Own source revenues (OSR))	23	23	24	65	Annual Reports
							MLGRD

**Note: Indicators will be disaggregated by gender, location, age groups during reporting whenever data is available.*

MGDS III: Key Performance Output Indicators

MGDS Goal 1: To achieve sustainable agricultural transformation that is adaptive to Climate Change										
Expected Outcomes	Link to SDGs	Key Performance Output Indicator	Base Year (2016/17)	Targets					Means of Verification	Responsible
				2018	2019	2020	2021	2022		
Increased agricultural production and productivity	Goal 2	Ratio of Agricultural extension service workers to farmers	2.13	1.57	1.29	1.01	0.74	MoAIWD		
		Ratio of farmer to lead farmers in extension services	1.25	1	0.88	0.75	0.63	MoAIWD		
Increased agricultural diversification		Cattle population	1,540,009	1,680,000	1,780,000	1,890,000	2,000,000	MoAIWD		
		Goats Population	7,672,737	7,790,000	7,800,000	7,900,000	8,000,000	MoAIWD		
		Capture fisheries (MT)	113,672	130,000	139,000	148,000	156,000	MoAIWD		
Strengthened policy operating for environment and climate change and meteorological services	Goal 13	Aquaculture (MT)	4,742	6,000	6,600	7,200	8,000	MoAIWD		
		Number of sectors integrating climate, and climate change priorities in their long term development plans and programs	1	6	8	10	11	EAD/DCCMS		
Enhanced community resilience to climate change impacts	Goal 13	Number of programs employing policy cohesion approach to programming	6	4	6	7	8	DCCMS/EAD		
		Consumption of Ozone Depleting Substances	162 ton	120 ton	100tons	70 ton	50 ton	EAD		
		No of research work conducted on climate change and other disciplines	1	3	2	4	5	DCCMS and Research institutions		
Enhanced climate change research and technology development	Goal 13	Number of climatic tables produced	18	38	79	90	105	DCCMS		
		Number of climate and environment friendly technologies adopted	3	4	3	6	8	EAD/DCCMS		
		Number of automated meteorological monitoring systems operational (AWS, RADAR, lightning detection system, ODSS, etc) installed (cumulated)	54	100	110	118	120	Dept Climate Change and Meteorological Services and research institutions		

MGDS Goal 2: Improve quality and relevant education and skills for all

Expected Outcome	Link to SDGs	Key Performance Output Indicator	Base Year (2016/17)	Targets					Means of Verification	Responsible
				2018	2019	2020	2021	2022		
Improved access and equity to Early Childhood Development (ECD)		Number of purposefully ECD centers constructed	0	300	300	300	300	1500	Annual Reports	MoGCDSW
				2	2	3	4	4		
Improved quality ECD services for children in Malawi		Number of ECD training institutions constructed/established	2	2	2	3	4	4	Annual Reports	MoGCDSW
				1	1	1	1	4		
Improved access and equity in basic education		Number of Primary school teachers training colleges constructed	1	0	1	1	1	4	EMIS reports	MOEST
				30%	17%	10%	8%	7%		
Improved governance and management of basic education		Vacancy Rate (%)	30%	21%	17%	10%	8%	7%	EMIS reports	MOEST
				26%	29%	30%	33%	37%		
Increased access to secondary education for both boys and girls and those with special needs	Goal 4	Secondary school enrolment	351,651	411,053	444,416	480,488	519,488	561,653	EMIS reports	MOEST
				0				200		
Improved Access and Equity to higher education	Goal 4	Number of qualified teachers deployed to Community Day Secondary Schools (CDSS)	1200	1200	1200	1200	1200	1200	EMIS reports	MOEST
				2	5	8	11	19		
Improved access and equity in skills development training	Goal 8	Number of public and private universities using Open Distance Learning (ODL)	12	13	13	13	13	17	Labour reports	MoLYSMD/NSO
				7,324	10,000	10,000	10,000	10,000		
Improved quality of labour force		Number of students enrolled in community/technical colleges (Male/Female) per year	9,000	12,000	12,000	12,000	12,000	12,000	Labour reports	MoLYSMD/NSO
				2	3	3	3	3		
		Number of people trade tested and certified per year								
		Number of new youths and sports infrastructure and cultural centers constructed								

MGDS Goal 3: Energy, Industry and Tourism Development - Provide sufficient sustainable energy for industrial and socio-economic development, manage and promote a vibrant tourism industry.

Expected Outcome	Link to SDGs	Key Performance Indicator	Base Year (2016/17)	Targets				Means of Verification	Responsible
				2018	2019	2020	2021		
Improved access to reliable and sustainable energy supply	Goal 7	Number of power generation stations constructed	10	3	4	1	3	Monitoring Reports	Dept of Energy Affairs
		Number of trading centres/ public institutions with access to electricity (MAREP)	524	486	536	586	636	Monitoring Reports	Department of Energy Affairs, ESCOM
Improved environment for investment and private sector development	Goal 17.3	Coal production levels (tonnes)	43,338	68,000	70,000	75,000	80,000	Monitoring Reports	Dept of Mines
		Number of stages / procedures involved in doing Business in Malawi (Documentation)	7	6	5	5	4	Gazette, Govt Notices	MoITT; MITC
Increased production and export of manufactured products	Goal 9.2	Number of new companies in manufacturing established	80	105	115	120	130	Annual Trade Reports	MoITT
		Number of quality assurance institutions accredited	0	1	2		3	Annual Trade Reports	MBS
Enhanced production and sound management of mineral resources	Goal 17.10	Number of additional manufactured products exported to target markets per annum	1	1	1	2	2	Annual Trade Reports	NSO, MRA
		Number of computer-based mining cadaster system established	0	0	0	0	0	Annual Reports	Dept of Mines (DOM)
Enhanced production and sound management of mineral resources	Goal 12	Number of updated geological and mineral occurrence maps produced	1	13	13	13	40	Annual Reports	Geological Survey Department (GSD)
		Number of geo-data management centre with online access established	0	0	0	0	1	Annual Reports	GSD; DOM

MGDS Goal 4: Develop of a safe, affordable, reliable, equitable and sustainable transport and ICT infrastructure

Expected Outcomes	Link to SDGs	Key Performance Output Indicator	Base Year (2016/17)	Targets					Means of Verification	Responsible
				2018	2019	2020	2021	2022		
Increased private sector investment in the operation and management of rail transport infrastructure (rail)	Goal 11	Km of rail network in use	732	762	792	802	808	Annual transport reports	MoTPW	
		Rehabilitation and restoration of existing rail infrastructure(Km) cumulative	47	60	70	300	300	Annual transport reports	MoTPW	
		Condition of the port infrastructure and equipment	43%	69%	69%	69%	69%	Annual transport reports	MoTPW	
Increased private sector investment in the operation and management of water transport infrastructure (water)	Goal 11	Total Passengers Traffic on Malawi waters (No.)	2,456,134	2,605,700	2,764,400	2,847,300	2,932,271	Annual transport reports	MoTPW	
		Proportion of Individuals accessing public Information	40%	50%	60%	65%	70%	MACRA Industry Performance Report	MACRA	
Increased access to information and communication services	Goal 5, 9.5, 17.6/17.8	Proportion of Individuals accessing public Information	40%	50%	60%	65%	70%	MACRA Industry Performance Report	MACRA	
		Number of Public Institutions Utilizing High Speed Internet Connections	-	22	360	380	400	MACRA Industry Performance Report	MACRA	
Increased stock of ICT skilled and industry ready workforce in public and private sector institutions	Goal 9.5	Proportion of public institutions (MDAs) using the internet	20%	45%	55%	60%	65%	MACRA Industry Performance Report	MACRA	
		Number of zonal information production studios established	-	5	8	8	8	MACRA Industry Performance Report	MACRA	
		Number of Licensed TV Broadcasters (cumulative)	26	28	32	34	36	MACRA Industry Performance Report	MACRA	

Improved efficiency in postal services, Civic education and Communication, Mass Media	Number of Licensed Radio Broadcasters (cumulative)	52	54	56	58	60	62	MACRA Industry Performance Report	MACRA	
	Number of Post Offices with connectivity	113	10	10	10	10	10	MACRA Industry Performance Report	MACRA	
	Number of Post Offices automated	140	6	6	6	6	6	MACRA Industry Performance Report	MACRA	
	Proportion that listens to the radio at least once a week	49.0%	49.0%	49.0%	49.0%	49.0%	49.0%	DHS/MICS reports	NSO/MoCECCD	
	Proportion that watches television at least once a week	17.7%	17.7%	17.7%	17.7%	17.7%	17.7%	DHS/MICS reports	NSO/MoCECCD	
	Proportion that reads a newspaper at least once a week	14.8%	14.8%	14.8%	14.8%	14.8%	14.8%	DHS/MICS reports	NSO/MoCECCD	
	Percentage improvement in good records management practices	10	20	10	20	20	10	Annual	MoCECCD	
	Percentage improvement in transformative and evidence based civic education activities	0	5%	8%	10%	12%	15%	Annual	MoCECCD	
	Goal 9.5,17									

MGDS Goal 5: To improve health and quality of the population for sustainable socio-economic development

Expected Outcomes	Link to SDGs	Key Performance Output Indicator	Base Year (2016/17)	Targets					Means of Verification	Responsible
				2018	2019	2020	2021	2022		
Improved access and equitable health service delivery	Goal 3	EHP Coverage (% facilities able to deliver EHP services)	54%	90%	95%	95%	99%	99%	Survey: 3-5 years (DHS & MICS);HMIS:	MOH
		Postpartum care coverage	39.20%	84%	87%	87%	90%	90%	Survey: 3-5 years (DHS & MICS);HMIS:	MOH
		Penta III coverage	93%	95%	97%	97%	99%	99%	Survey: 3-5 years (DHS & MICS);HMIS:	MoH
Improved domestic financing for health	Goal 3	Children with diarrhea receiving oral rehydration solution (ORS)	64.70%	70%	79%	79%	85%	85%	Survey: 3-5 years (DHS & MICS);HMIS:	MoH
		Out-of-pocket payment for health	10.9	11%	7%	7%	7%	7%	Survey: 3-5 years (DHS & MICS);HMIS:	MoH

Reduced incidence and prevalence of diseases	Goal 3	TB treatment success rate of SS + TB cases	84%	88%	89%	90%	NTCP reports	MoH
			% of 1-year-old children fully immunized (survey-based)	71.3%	88%	90%	92%	Survey: 3-5 years (DHS & MICS)HMIS: Annual
		% of 1-year-old children immunized against measles	91.2%	92%	93%	94%	Survey: 3-5 years (DHS & MICS)HMIS: Annual	NSO/MoH
		Proportion of facility based/institutional deliveries	91.0%	95%	98%	100%	Survey: 3-5 years (DHS & MICS)HMIS: Annual	NSO/MoH
Nutrition: Reduced prevalence of stunting, wasting, underweight and other forms of malnutrition								
Reduced prevalence of stunting, wasting, underweight and other forms of malnutrition	Goal 5.2	SDG 2.2.2 and SDG 3.3.2 Percentage of low birth weight babies	13%	11%	9%	7%	Survey: 3-5 years (DHS & MICS)	NSO/MoH/ DNHA
		SDG 2.2.2 Percentage of children age 6–59 months with anaemia	63%	61%	59%	57%	Survey: 3-5 years (DHS & MICS)	NSO/MoH/ DNHA
		SDG 2.2.2 Percentage of women age 15–49 years with anaemia	33%	31%	29%	27%	Survey: 3-5 years (DHS & MICS)	NSO/MoH/ DNHA
		SDG 2.2.2 Percentage women of reproductive age 15–49 years who are undernourished (thin BMI <18.5cms)	9%	7%	5%	3%	Survey: 3-5 years (DHS & MICS)	NSO/MoH/ DNHA
		SDG 2.2.2 Proportion of children 0–5 months of age who are exclusively breastfed	61%	65%	69%	73%	Survey: 3-5 years (DHS & MICS)	NSO/MoH/ DNHA

Other Development Areas

Expected Outcomes	Link to SDGs	Key Performance Output Indicator	Base Year (2016/17)	Targets				Means of Verification	Responsible
				2018	2019	2020	2021		
6.2 Vulnerability, Disaster Management and Social Support Goal: Enhance the resilience of the population to socio-economic and natural disasters and shocks									
Developed and strengthened of a people-centered early warning system	Goal 12, 13	Number of Communities with community based Early Warning Systems	3	5	5	5	5	Annual Reports	DoDMA

Increased resilience of communities to disasters	Percentage of TA in the 15 disaster-prone districts able to initiate and implement disaster risk reduction interventions on their own	10%	20%	30%	35%	40%	45%	Annual Reports	DoDMA
	Improved preparedness for, response to and recovery from disasters.	1	4	9	15	23	33	Annual Reports	DoDMA
Improved social support to vulnerable population	% of Households reached with assistance due to disasters								
	Floods	86%	100%	100%	100%	100%	100%	Annual Reports	DoDMA
	Earthquake	90%	100%	100%	100%	100%	100%	Annual Reports	DoDMA
	Lightening	50%	100%	100%	100%	100%	100%	Annual Reports	DoDMA
	Stormy Rains	70%	100%	100%	100%	100%	100%	Annual Reports	DoDMA
	Drought	66%	100%	100%	100%	100%	100%	Annual Reports	DoDMA
	% of affected households assisted with relief items indicate time	90%	100%	100%	100%	100%	100%	100%	Annual Reports
6.3 Gender, Youth Development, Persons with Disability and Social Welfare Goal: To build an equitable society where opportunity is not defined by sex, age, disability and other vulnerabilities									
Gender mainstreamed in all sectors, macro policies and legal frameworks.	Percentage of sectors mainstreaming gender in macro policies and legal frameworks	38%	50%	70%	85%	90%	95%	Annual Reports	MoGCDSW
	Number of systems and legal frameworks to protect older persons against vulnerability, violence and abuse developed/ Revised	0	2	1	1	1	1	Annual Reports	MoGCDSW
	Percentage of sectors mainstreaming disability in sector plans and policies	33%	40%	45%	50%	55%	60%	Annual Reports	MoGCDSW
	Number of policies and legal frameworks on women ,children, persons with disabilities and elderly reviewed and developed	0	2	1	1	1	1	Annual Reports	MoGCDSW
	Child Labour Policy developed	0	1	1	1	1	1	Annual Reports	MoGCDSW
Increased women & youth representative	Number of districts rolled out in Community Based Rehabilitation (CBR) program	17	18	22	24	28	28	Annual Reports	MoGCDSW

in decision making structures and politics	Integrated approach with regulatory mechanisms for social support instituted	0	1	1	1	1	1	1	1	Annual Reports	MoGCDSW
	Gender Quota system for public service and electoral systems introduced and functional	0	0	1	1	1	1	1	1	Annual Reports	MoGCDSW
	Quota system of employment of persons with disabilities established (5%)	0	0	1	1	1	1	1	1	Annual Reports	MoGCDSW
	Proportion of women, men, boys and girls accessing social justice and welfare services	35%	40%	45%	55%	65%	80%			Annual Reports	MoGCDSW
	Percentage of children (Age 13-17) who have experienced physical violence by caregivers in the past 12 months	25%	23%	21%	19%	17%	15%			Annual Reports	MoGCDSW
	Functionality of support units for child justice including Child Helpline	0	1	1	1	1	1			Annual Reports	MoGCDSW
	Number of community child protection workers trained and deployed (to disaggregate by gender when reporting)	300	200	200	200	200	200			Annual Reports	MoGCDSW
	Percentage of children issued with Birth Registration Certificates	1%	100%	100%	100%	100%	100%			Annual Reports	MOHAIS
	Percentage of children whose births are registered by civil authorities	17%	20%	30%	40%	50%	60%			MICS/Census	NSO/MoGCDSW
	Number of children rescued from child trafficking	150	200	250	300	350	400			Annual Reports	MoGCDSW
Percent of children (0-17 years) suffering from 2+ deprivations	63%					32%			Child Poverty Reports	UNICEF/MoGCDSW	
Percent of child monetary poverty rate (0-17 years)	43%					21%			Child Poverty Reports	UNICEF/MoGCDSW	
Percent of children (0-17 years) poor and deprived in 2+ deprivation	34%					17%			Child Poverty Reports	UNICEF/MoGCDSW	
Improved allocation and utilization of resources for effective delivery of social welfare services	Proportion of beneficiaries of Social Cash Transfer who are children (0-18yrs)	68%	70%	70%	70%	70%				Annual Reports	MoGCDSW
	Percentage of elderly beneficiaries of SCTP	27%	30%	30%	30%	30%				Annual Reports	MoGCDSW
	Number of household beneficiaries of SCTP	169,319	319,000	319,000	319,000	319,000	319,000			Annual Reports	MoGCDSW

Enhanced mainstreaming of disability issues across sectors.	Number of persons with disabilities supported in vocational training institutions	616	650	680	700	720	750	Annually	MoGCDSW
	Percentage of sectors mainstreaming disability in sector plans and policies	33%	40%	45%	50%	55%	60%	Annually	MoGCDSW
	Proportion of violence and complaint reported cases against persons with disabilities investigated and concluded	13%	35%	50%	60%	70%	80%	Annual Reports	MoGCDSW
	Proportion of violence and complaint reported cases against persons with disabilities investigated and concluded	13%	35%	50%	60%	70%	80%	Annually	MoGCDSW
Improved capacity to effectively undertake and coordinate disability programs.	Number of policies and legal frameworks on women, children, persons with disabilities and elderly reviewed and developed	0	2	1	1	1	1	Annually	MoGCDSW
	Goal 1, 5,11								
6.4 Human Settlement and Physical Planning Goal: An integrated and sustainable land use and human settlement									
Improved provision of geospatial information.	Number of district land registries and urban settlement plans established (cumulative)	0	3	6	12	20	28	Annual Reports	MoLUHD
	Number of land parcels registered	360	365	368	10000	20000	30000	Annual Reports	MoLUHD
	Number of leased properties inspected	2000	2200	2500	2700	2900	3000	Annual Reports	MoLUHD
	Number of land records digitized	3000	3200	3500	3650	3800	4000	Annual Reports	MoLUHD
Improved and sustainable urban systems in cities that will contribute to the orderly and coordinated spatial development and economic growth.	Proportion of lessees adhering to lease covenants and development plans (%)	30%	40%	60%	70%	80%	85%	Annual Reports	MoLUHD
	Goal 11								
6.5 Environmental Sustainability Goal: Promote sustainable management of the environment and natural resources									
General public well informed and participating in Environment, Natural Resources and Climate Change Management programs.	The proportion increase of general public in Malawi aware and appreciating environment and natural resources management issues (%)	50%	55%	60%	65%	70%	75%	Annual Reports	EAD
	Number of legislations on ENRM (Climate Change, chemicals and waste management, etc)	0	1	3	4	5	7	Annual Reports	EAD
Goal 15									

			0	1	2	3	4	4	Annual Reports	EAD
	Number of monitoring systems for chemicals, waste, access and benefit sharing and biotechnology									
	Number of key biodiversity areas conserved and sustainably used	14	15	16	18	19	20	20	Annual Reports	EAD
	Percentage of household involved in sale of forest related products (%)	40	42	44	45	46	47	47	Annual Reports	Department of Forestry (DoF)
	Proportion of biological and genetic resources and associated traditional knowledge, accessed and benefiting the country (%)	0	3	7	10	15	20	20	Annual Reports	EAD
	The proportion of general public aware and appreciating environment and natural resources management issues per year (%)	50	5	10	15	20	25	25	Annual Reports	Environmental Affairs Department (EAD)
	Percentage of development projects/programs integrating environmental and social safeguards (%)	60	65	75	85	90	100	100	Annual Reports	EAD
	Number of kilometers of fence line constructed	60	30	30	30	30	30	30	Annual Reports	DNP&W, African Parks
	Number of kilometres of fence line rehabilitated and maintained	400	150	150	150	150	150	150	Annual Reports	DNP&W, African Parks
	Distance of protected area access roads rehabilitated (km)	400	450	400	450	500	500	500	Annual Reports	DNP&W, African Parks
	Number of awareness campaigns for communities conducted and IEC materials developed	500	100	100	100	100	100	100	Annual Reports	DNP&W, African Parks
	Number of protected areas under PPPs	3	4	4	4	4	4	4	Annual Reports	DNP&W, African Parks
	Goal 15									
6.6 HIV AND AIDS Management Goal: Enhance efforts for HIV/AIDS prevention, treatment and management of related impacts										
			200,000	350,000	500,000	700,000	870,000	870,000	NAC Report	NAC
	No. of people reached who demonstrate increased public knowledge on rights of PLHIV and KAPS									
	%age of budgetary allocation to HIV and AIDS national programs	6%	8%	10%	12%	15%	15%	15%	Annual	MoF Reports
	No. of guidelines integrated between rights based and gender transformative and Non-Communicable Disease and HIV and AIDS Management for MDAs	4	6	8	10	15	15	15	DNHA Reports	DNHA Reports
	HIV/AIDS Information Management System established	0	1	1	1	1	1	1	NAC Report, HIV Reports	NAC, MOH

coordination of HIV and AIDS interventions																				
6.8 Peace and National Security Goal: To promote and protect the sovereignty, territorial integrity and vital interests of Malawi against both external and internal threats.																				
Improved methods of promoting international, regional and community security	Number of Joint Permanent Commission on Defense and security/Joint Permanent Commission of Cooperation attended	5	6	7	8	9	10	Annual	MOHAIS											
		1/1221	1/1200	1/1180	1/1150	1/1100	1/1040	Annual	MOHAIS											
	Developed a professional and modern security	% increase of Malawians who express satisfaction with public safety and security situation	75%	80%	85%	88%	90%	95%	Annual	MOHAIS										
		% of population who express satisfaction with immigration services	72%	80%	85%	88%	90%	95%	Annual	MOHAIS										
		% of population who express satisfaction with Police services	72%	80%	85%	88%	90%	95%	Annual	MOHAIS										
		% of businesses that find safety and security as an obstacle to business	55%	41%	32%	25%	20%		Annual	World Bank Investment Climate Surveys										
		Average number of days taken process (Passports)	20	15	12	10	7	5	Annual	MOHAIS										
		Average number of days taken process (citizenship application)	40	30	25	20	15	15	Annual	MOHAIS										
		Average number of days taken process (Work/Business Permits)	40	30	25	20	19	18	Annual	MOHAIS										
		Average number of days taken process (Visas)	10	10	10	8	7	6	Annual	MOHAIS										
Enhanced management of prisons at local as well as national level	Prison Warden/ prisoner population ratio	1:09	1:07	1:06	1:05	1:04	1:03	Annual	MOHAIS											
		69	66	63	6	57	54	Annual	MoJCA											
	Increased availability, access to and use of up date laws	Rule of Law global ranking and score	450	450	500	500	500	500	Annual	MoJCA										
		Number of Law Revision Orders published per year	51%	55%	58%	60%	62%	64%	Annual	MoJCA										
		Percentage change in people accessing justice delivery institutions	60%	64%	68%	72%	76%	80%	2-3 years	MoJCA										
		Percentage of population who use the (formal) justice system	25%	27%	29%	31%	33%	35%	2-3 years	MoJCA										
		Percentage of population who use the (informal) justice system																		

Improved effectiveness and efficiency in provision of legal services	Prosecution rate (%)	30%	32%	33%	34%	36%	38%	Annual	DPP	
	Percentage users satisfaction with the service delivery	70%	75%	80%	85%	90%	95%	Annual	MoJCA	
	% reduction in backlog of criminal cases	60%	80%	80%	90%	100%	100%	Annual	MoJCA	
	% Reduction in default judgments	50%	60%	60%	60%	60%	60%	Annual	MoJCA	
Improved adherence to human rights standards	Human Rights global ranking and score	75%	77%	80%	83%	85%	87%	Annual	MoJCA	
	Number of International Human Rights treaties ratified per year	4	4	4	4	4	4	Annual	MoJCA	
	Percentage reduction in the backlog of state party reports	60%	70%	75%	80%	85%	90%	Annual	MoJCA	
	Availability of an Implementation and Compliance Matrix	1	1	1	1	1	1	Annual	MoJCA	
Improved efficiency and effectiveness in provision of specialised services to the public	Percentage of users accessing Malawi Business Registration System (MBRS) per year	70%	80%	85%	90%	95%	100%	Annual	Registrar General	
	Proportion of Beneficiaries Satisfied by deceased estates Management	70%	80%	85%	90%	95%	100%	Annual	Admin General	
	Proportion of deceased estates distributed per year	75%	80%	85%	90%	95%	100%	Annual	Admin General	
	Percentage of citizens that explain cause and effects of corruption	70% (2013)			73%			77%	Corruption Perception Survey	ACB
	Percentage of citizens that perceive the fight against corruption as effective	36% (2013)			39%			40%	Corruption Perception Survey	ACB
	Percentage of institutions perceived as of high honesty and integrity	59.5% (2013)			61%			62%	Corruption Perception Survey	ACB
	No. of investigations of corruption cases completed annually	141	145	150	155	157	160	ACB Annual Reports	ACB	
	Percentage of completed investigations resulting in prosecutions	33%	35%	37%	41%	44%	46%	ACB Annual Reports	ACB	
	No. of prosecution of corruption cases completed annually	19	24	28	32	36	40	ACB Annual Reports	ACB	
	Percentage of completed prosecutions resulting in convictions	32%	35%	37%	40%	41%	43%	ACB Annual Reports	ACB	

6.9 Local Governance, Rural Development and Decentralization										
Local governance and participatory	Goal 17	Proportion of district councils with service charters	TBA	TBA	TBA	TBA	100%	Annual Reports	MLGRD	
democracy for effective, sustainable socio-economic development promoted and accelerated		Number of Community Sports Stadiums Constructed	5	2	2	-	2	Annual Reports	MLGRD	
		Number of DC Offices Constructed	3	2	3	3	2	Annual Reports	MLGRD	
Local Government Planning, Research, M&E and Communication improved	Goal 8	Percentage of Local Councils with updated local development plans (SEPs, DDPs, CDPs) aligned to MGDS III and SDGs	0%	50%	65%	95%	100%	Annual Reports	MLGRD	
		Number of councils with functional Integrated M&E system	0	17	18	35	35	Annual Reports	MLGRD	
Improved Implementation of complete devolution of functions to Councils	Goal 8	No. of sectors devolved	17	2	2	2	2	Annual Reports	MLGRD	
		No of sectors that have devolved their budgets	17	2	2	2	2	Annual Reports	MLGRD	
		Number of Sector that have devolved their Human Resource	17	2	2	2	2	Annual Reports	MLGRD	

**Note: Indicators will be disaggregated by gender, location, age groups during reporting whenever data is available.*

